

The Plumeria Society of South Texas

Newsletter

January



**"THE EARTH
LAUGHS IN
FLOWERS."**

—RALPH WALDO EMERSON



Inside this issue

Page 2 President's Letter

Page 4 October Meeting Minutes

Page 5 Tex Norwood presents: Fertilizer

Page 8 PSST-Past, Present, Future

Page 9 2019 Committee Listing

The Plumeria Society of South Texas (PSST)
P.O. Box 60691, Corpus Christi, TX 78466
Email: psstcorpus@gmail.com / www.facebook.com/psstctcx/

January 2019

Meetings are held at the Garden Senior Center
5325 Greely, Corpus Christi, TX 78412
Social @ 6:30pm & Business Meeting @ 7:00pm
Anyone interested in Plumerias is welcome to attend

President: Michelle Jeffers
Vice President: Vote Pending
Secretary: Pam Hilliard
Treasurer: Teri Beck
Past President: Nina Dawson
Curators: Ron Maxwell
Assistant Curators: Pat Kiser & Helga Zaleski
Newsletter Editor: Melissa Garcia

Letter from the President

Happy New Year! I am honored and excited to serve as your President for 2019.

The Christmas Party was held on December 12. Our volunteers did a fantastic job decorating the Garden Senior Center, our meeting home. We had a great turnout of members and their guests. An excellent selection of food was available compliments of our talented volunteer chefs. We held our annual "White Elephant" gift exchange, which provided great gifts and many laughs. The coveted gift was a set of Melamine mixing bowls in a beautiful tropical design. Fortunately for two lucky members, there were two sets of these bowls under the tree!

During the party, attendees won door prizes too numerous to mention. We also gave away cuttings of several named and No ID plumerias. Larry Straight unboxed our 2019 calendars, which are now on sale for \$12. Nina finished off the year with the delivery of our beautiful new PSST name tags!

We have a lot of new and exciting changes carrying over from 2018 to 2019. Melissa Garcia has been hard at work setting up our website. If you have not already seen it, please visit the Plumeria Society of South Texas website at <https://plumeriasocietyofsouthtexas.com/>.

Teri Beck did a great job researching the requirements and then set up our organization to take credit and debit card payments through PayPal. You can now pay for memberships online via our website. Several members have volunteered to foster plumeria cuttings in preparation for the Big Bloom Sale in April so we can sell rooted plants in addition to cuttings. We still have many cuttings left that need to be fostered, so please let us know if you can take a few fosters.

This year's slate of PSST Board Members continues with Pam Hilliard as Secretary and Teri Beck as Treasurer. Melissa Garcia has graciously volunteered to step in as Vice President; we will vote on her election at the January meeting. Ron Maxwell will continue as Curator to lovingly care for our plumerias at the South Texas Botanical Gardens & Nature Center. We are asking for volunteers. We really need your help as we have many open positions to fill. Please let me or any of the PSST leadership know how you would like to help!

Sincerely,

Michelle Jeffers

The Plumeria Society of South Texas

2019 Calendar



on the Bylaws 1/23/19

January 23 General Meeting: 6:30pm

Garden Senior Center

Speaker: Melissa Zamora, Founder of Island Green Team at TAMU-CC

February 27 General Meeting: 6:30pm

Speaker: Nina Flores Dawson, PSST Past President

Garden Senior Center

**March 2 & 9: PSST Workdays
STBGNC**

March 27 General Meeting: 6:30pm

Garden Senior Center

Speaker: TBA

April 6 Big Bloom Sale:

9:00am - 5:00pm at STBGNC

Volunteers needed. We will need volunteers all day or for up to 1-2 hours to help sale plumeria fosters at the PSST table. Please sign in for volunteer hours

May 22 General Meeting: 6:30pm

Garden Senior Center

Speaker: TBA

June 26 Plumeria Sellers Meeting: 6:30pm

Garden Senior Center

Speaker: TBA

July 13 Pruning Plumerias at STBG&NC:

9:00 am through 12:00 pm (may finish sooner)

Pruning Plumerias. Volunteers needed

July 19 Plumeria Plant Sale SET UP:

2:00pm - 4:00pm

Garden Senior Center

July 20 Plumeria Plant Sale:

10:00am - 1:30pm

Bluebonnet Room; Garden Senior Center

July 24 Picnic: 6:00pm

Garden Senior Center

September 25 General Meeting: 6:30pm

Garden Senior Center

October 23 General Meeting: 6:30pm

Year End Business & Reports

Garden Senior Center

December 11 Christmas Party: 6:00pmarden Senior Center.

Bring potluck dish & gift to exchange (optional)



October 2018 Minutes

President Nina Dawson called the meeting to order. Secretary Pam Hilliard asked that the minutes be approved as printed. The motion passed. The treasurer's report was given in the treasurer's absence. PSST has \$3,255.67 in the checking account. There is \$14,535.92 in the savings account.

Old Business

Randy Snyder and the By-Laws Committee will meet before the end of the year. Raquel gave an update on the seedlings. Melissa Garcia and Pam will look into the Scholarship Committee for TAMU-CC possibly to be given in May.

A report was given on the Name Plaques.

New Business

Nina discussed an individual from Florida that is interested in donating funds to PSST. PSST will buy a collection in the Spring or earlier. She reminded the membership that our work days will be the 10th and 17th. Verba will ask the Boy Scouts to help again.

We will ask Frank if he can do a turkey for the Christmas Party. Melissa moved that we adjourn to the program. Verba seconded and the motion passed.

Recording Secretary, Pam Hilliard

Foster List

The following individuals are currently fostering cuttings from November 13th, 2019. Michelle Jeffers, Teri Beck, Ron Maxwell, Randy Snyder, Nina Dawson, Lalita Barlow, Rebecca Moya, Melissa Garcia. If anyone is interested in fostering cuttings for the big bloom sale or for the July plant sale please contact Michelle Jeffers at psstpresident@gmail.com.

Volunteer Opportunities

March 2nd and 9th!

We encourage kids and young adults to help dig holes in the gardens. Do you know anyone in Collegiate High School or other high school program that may need some volunteer hours under their belt?

Thank you,

Ron Maxwell
PSST Curators



PSST T-shirts & PSST Calendars

We have purchased more Plumeria T-shirts so please bring money or checks and pick up your new T-shirts.

Hot off the press!!!! \$12.00 for your 2019 PSST Calendar. Get them while they are hot!





Bio: Tex Norwood is a Partner at Florida Colors Nursery sharing the responsibility of owner / operator since 2012. Tex was instrumental in developing the website and the formula for Excalibur Plumeria Fertilizer. Before joining Florida Colors Nursery, Tex spent 15 years growing and learning about plumeria in Texas. Tex also served as a Director of the Plumeria Society of America for 4 years and is very active in the Plumeria community worldwide. Tex's professional career has been in Civil Engineering, Computer Aided Design programming and internet technology consulting. Tex's passion is growing plumeria from seed and photography. You can reach Tex at info@floridacolors.com and www.floridacolorsplumeria.com

I've always been interested in developing a better fertilizer to use on plumeria and I love research and experimenting. After I started growing Plumeria it was only natural from me to start experimenting with different fertilizers, soil mixes and nutrients. After years of experimenting and not coming up with what I wanted, I began to look into custom mixes, but soon realized they required investing even more time and money.

After joining Florida Colors Nursery in 2012, what seemed to be a daunting to impossible task became a necessity. The task of developing a custom fertilizer mix was necessary to provide the best possible care for our 14,000 plus plumeria plants. Our goal was to develop a fertilizer designed specifically for plumeria for our own use and to reduce the work load of applying it.

We spent over a year researching and meeting with fertilizer companies. Frustrated and beginning to wonder if we were just dreaming, we finally found a company with quality ingredients, the experience and willingness to produce a quality custom blend to our specifications. The blend turned out to be a slow moisture activated fertilizer that lasted 9 months, releasing specific nutrients as our plumeria growth habits dictated. After field testing, we decided to share it with our customers and Excalibur Plumeria Fertilizer was born. Needless to say, it has exceeded our expectations.

The follow information is a summary of conclusions to help you provide what your plumeria needs to grow healthy and bloom the way they should.

Plumeria Fertilization & Nutrition

Fertilization is one of the most important aspects of plumeria care. All plumeria require nutrients to survive and grow. The quantity of nutrients available to the Plumeria is affected by soil quality and water quality.

Plumeria require micro and macro nutrients for good health. Whether you're planting a delicate young seedling or tending a mature plumeria, the health of the roots is of utmost concern for its future growth. Plumeria trees are often surviving in soils that do not contain enough available nutrients for satisfactory growth and development. Fertilizers and soil amendments help to alleviate some of the stress caused by the environment and severe weather conditions.

There are two sorts of mineral nutrients: Macronutrients, are required in large quantities and Micronutrients, are required in small quantities. The big three macronutrients, nitrogen (N), phosphorus (P) and potassium (K), together comprise over 75% of the mineral nutrients found in Plumeria. Calcium (Ca), Magnesium (Mg) and Sulphur (S) are also macronutrients required in smaller quantities. Micronutrients are required in very small quantities are Iron (Fe), Manganese (Mn), Zinc (Zn), Copper (Cu), Boron (B) and Chlorine (Cl). All nutrients are abbreviated by one or two letters, their chemical symbols that are based on their Latin names. The symbols are the same in all languages.

Plumeria get nutrients from the air, the soil and the water. Plumeria use photosynthesis to convert light energy into chemical energy stored in carbohydrate molecules, such as sugars, which are synthesized from carbon dioxide and water.

It is important for plumeria to receive at least six hours of direct sunlight every day for them to be healthy and properly produce blooms. Three to four hours is not enough. Bright, indirect sunlight also counts but contributes significantly less energy to the plant than direct sunlight. Sugars and carbohydrates are combined with nutrients to produce protein, enzymes, vitamins and other elements essential to plumeria growth.

Nutrients are taken up by the fine root hairs, not by the big roots. Even the very largest of trees have many small, fine root hairs to absorb the nutrients and water they need. The larger roots are used for supporting the tree and for storage of water and other Plumeria food. The root hairs can also excrete liquids that affect the acidity of the soil (pH). When the pH changes, the amount of nutrients available may also change.

Why is the pH important?

Substrate pH is a measure of the acidity and alkalinity in soils. pH levels range from 0 to 14, with 7 being neutral, below 7 acidic and above 7 alkaline. The optimal pH range for most plumeria is between 6.5 and 7.0; however, many plumeria have adapted to thrive at pH values outside this range. Because pH levels control many chemical processes that take place in the substrate, specifically, plant nutrient availability, it's vital to maintain proper levels for your plumeria to reach their full bloom potential.

What is considered a balanced diet of fertilizer and nutrients?

All 3 non-mineral nutrients hydrogen (H), oxygen (O) and carbon (C) and all 13 mineral nutrients are needed for healthy plumeria growth in the correct amounts, and the three mineral nutrients needed in the largest amounts are nitrogen (N), phosphorus (P) and potassium (K). These are the three numbers on fertilizer containers and are often abbreviated NPK.

This is confusing, because different people use the word "balance" differently when discussing nutrient management. I have seen articles that suggested using a "balanced" fertilizer that has equal amounts of the three macronutrients: nitrogen (N), phosphate (P), and potash (K).

To me, a "balanced diet" for plumeria means a fertilizer or combination of fertilizers and soil amendments that provides nitrogen, phosphate, potash and micronutrients in the ratios that the plumeria needs when they need them.

Nitrogen is important for leafy growth and energy production, phosphorus is key for the storage and transfer of energy, and potassium is essential for many aspects of metabolism. Nitrogen is water soluble and that which is not used by plants may be leached from the soil. Phosphorus is tightly bound by soil particles and remains in place unless used by the plant or is washed into gutters and streams. Potassium is bound to soil less tightly than phosphorus and potassium excesses are not usually harmful.

Plumeria need all 13 mineral nutrients to remain healthy. If one is missing, your plumeria will not grow well. It is easy to confuse the symptoms of nutrient deficiencies with those of too much or not enough shade or water. In fact, all three factors, shade, water and nutrients affect your plumeria growth, and interact to produce a healthy plumeria. Plumeria that grow in full light with abundant moisture and receives all the 13 mineral nutrients will grow normally, have healthy green leaves and bloom normally. Together, water, sun and nutrients must be monitored and adjusted with the weather to produce a healthy plan.

Do my plumeria need a lot of phosphorus to produce more blossoms?

In a word, no. The effect of phosphorus on a plant's metabolism and the amount needed by all plumeria is greatly misunderstood and misstated.

Well-qualified horticulturists have reviewed the status of phosphorus as it relates to plant function and have stated there is no scientific evidence that excessive phosphorus is needed by plants for any reason. There is no evidence that excesses have any beneficial effect on blooming or healthy roots of plants in general, in fact, too much appears to be harmful.

No doubt all plants need phosphorus for normal function. Typically, USDA soil tests will show adequate or more often excessive amounts of phosphorus. The excess of phosphorus has several undesirable effects. It has been shown to interfere with a plant's absorption of iron, manganese and zinc, resulting in yellowing of leaves and poor health of the plant. Excesses may also interfere with the growth of beneficial fungi, called mycorrhizae. These fungi are normally present on most plant roots and assist the plant in absorbing water and nutrients. Without these fungi, plants must work harder than they would otherwise.

It takes practice to learn the signs identifying a missing nutrient or nutrients, but you can learn to do so, and some of the signs are common. A good practice *is to carefully monitor the leaves of your plumeria for signs of nutrient deficiency and correct them with a better soil mix or with fertilizer.*

Types of Fertilizers

Fertilizers are organic or inorganic. Organic fertilizers contain only plant or animal-based materials that are either a byproduct of naturally occurring processes, such as manures, leaves, and compost. Inorganic fertilizers also referred to as synthetic fertilizers, are manufactured artificially and contains minerals or synthetic chemicals. Inorganic fertilizers contain only nutrients; they are not used to combat Plumeria diseases or insects. Inorganic fertilizers do not improve the soil's physical properties, whereas organic material such as compost does.

Granular fertilizers commonly have the NPK in the names such as "11-11-13", or "6-12-6". The numbers represent the percentages of nitrogen (N), phosphorus (P), and potassium (K) in the fertilizer — 11% N, 11% P, 13% K. In this case, 34% of the mixture is made up of N-P-K, and the rest is inactive material used to help spread the fertilizer evenly or coating to extend the application rate.

Granular fertilizers are typically mixed into the potting mix, dissolved into the irrigation water or be applied on the soil surface. It is better to mix the fertilizer directly into the potting mix before planting or in the top few inches of soil, because the roots can avoid or seek the fertilizer as they need it. It is better to add too little than too much. When applying fertilizer think about the size of your root system. A mature plumeria root system will need more fertilizer and a young seedling will need less fertilizer. Plumeria typically respond to granular fertilizers within two weeks.

Foliar fertilizers are used in order to get the nutrients to the Plumeria quickly. They are specially formulated to apply directly on the leaves and be absorbed by the leaves, not by the roots. When Plumeria are acutely deficient in nutrients, foliar fertilizers often help 'green them up'. Frequently, foliar fertilizers will only contain the micronutrients, since it is assumed that the macronutrients are available in the soil. However, some such as Hasta Gro contain both micronutrients and NPK.

Because foliar fertilizers are expensive, a short-term solution and they do not encourage strong root growth, they should be used in combination with granular fertilizers for a long-term solution.

When do Plumeria need nutrients?

Plumeria need nutrients most in the spring and summer during their most vigorous growing and need less and less as they slow down and start going into dormancy. Growth virtually ceases for winter in non-tropical regions when they need no water and no nutrients.

Dormancy is the state in which a plumeria exhibits little or no growth and in which most, if not all, metabolic activity ceases or slows down for a period of time. Dormancy evolved as a means of surviving unfavorable environmental conditions such as short days, cold temps and or drought.

Dormancy levels vary between by plumeria locations. In general, the number of plumeria that may acquire dormancy shows a trend to increase with geographical distance from the equator and correlates with the occurrence of seasons. Variation can also be found within different plumeria varieties.

I hope this information makes it easier to choose the right fertilizer and nutrients for your plumeria.

Article submitted by: Tex Norwood

PSST Past, Present and Future

1993: Robert Owen aka Bob Owen announces the first meeting
Note: Image for Robert Owen missing



1999: Robert Owen retires to Colorado, the PSST continues

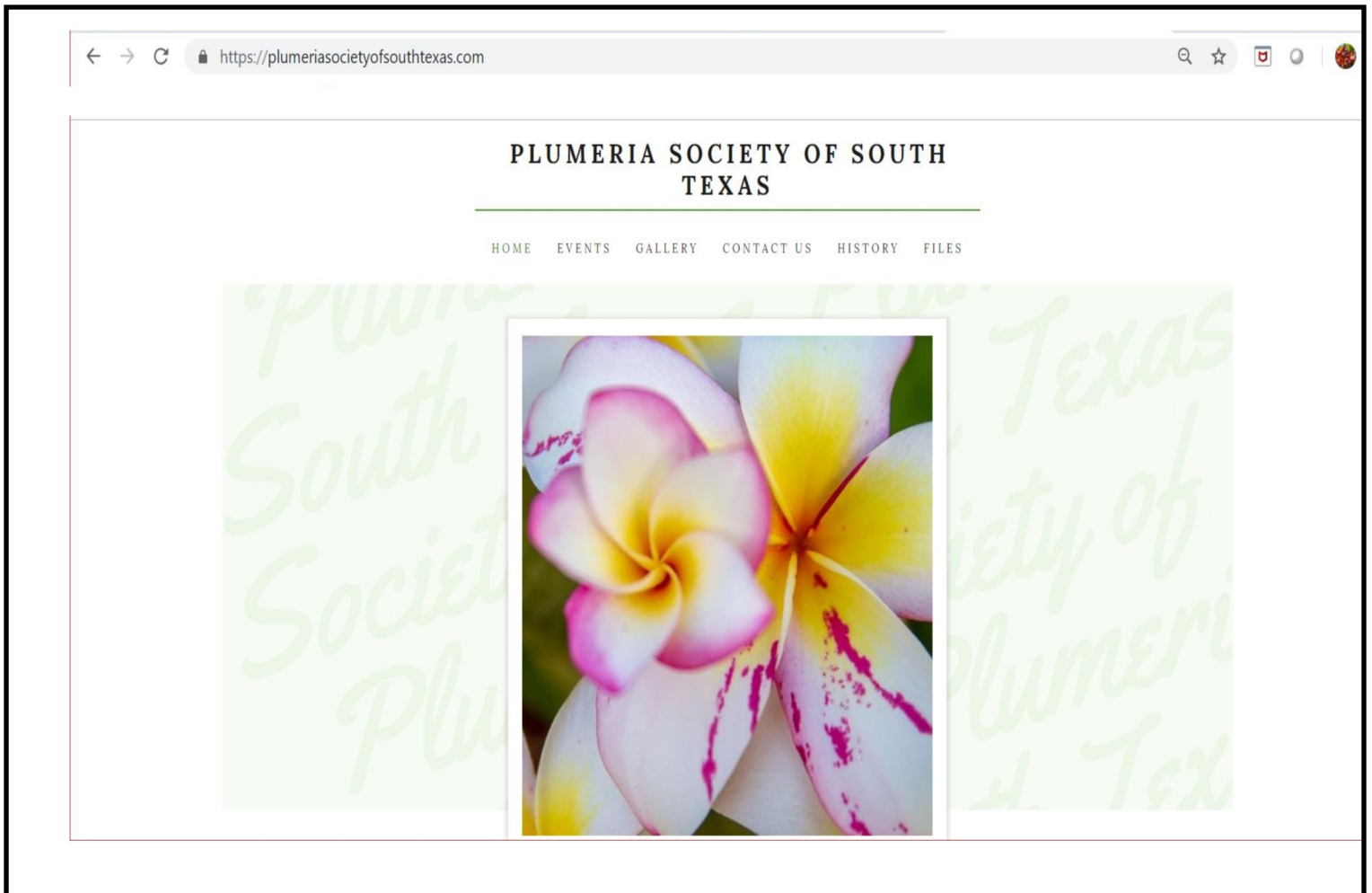
2005: PSST becomes a chapter of the Plumeria Society America

2018: PSST has a webpage: <http://plumeriasocietyofsouthtexas.com>

2019: Add Moragne collection to Plumeria Grove

Want to find out more about our past, present and future then check out the Events page, our History page, and our Files page on our new website. See below.

Check out our new website
<https://plumeriasocietyofsouthtexas.com>



Info for January Meeting

***Please remember to bring a pot luck item** if you plan to attend the January meeting. The social starts at 6:30pm followed by the business meeting at 7:00pm.

***Bring a plant for the plant exchange.**

Be sure your exchange items are brought in plastic bags to minimize cleanup.

Guest Speaker



Melissa Zamora,
Facilities Coordinator - Administrative Operations
Texas A&M University - Corpus Christi
Corpus Christi Hall 223

Bio: Melissa Zamora is the founder of the student-led environmental organization at Texas A&M University Corpus Christi (TAMU-CC) known as The Islander Green Team, established in 2016. She is a Corpus Christi native and has always had a love for nature and wildlife. She has a passion for community gardening, composting and environmental activism. In 2014, Melissa earned her A.S. degree in Biology from Del Mar College and in 2018, she earned her B.S. degree in Environmental Science from TAMU-CC. She simply loves the sciences and enjoys learning in various educational settings. With 8 years of organic/community gardening experience under her belt, she was recognized by the Nueces Master Gardeners in 2017 and granted a scholarship award for her efforts. She is now currently working at TAMU-CC as a Facilities Coordinator and has big plans to create a more sustainable campus and community through her Earth work.

2018 Committees

Committee	Chairperson
Telephone	Helga Zaleski
Big Bloom Sale	John Balcar & Melissa Garcia
Membership Booklets	Ann Vaughan & Pam Hilliard
Plumeria Signs	John Balcar
Refreshments	Carolyn Sullivan
New Member Flyer	Pat Kiser
July Plant Sale	Verba Hunter & Martha Gonzales
July Picnic	Verba Hunter & Rebecca Moya
Audit	Bernice Snyder
Christmas Party	Shirley Garcia, Kathleen Alvarado & Pat Kiser
Garden Council Rep	Martha Gonzales
Calendars	Larry Streight & Sherry Halbrook
Plant Exchange	Verba Hunter
Door Prizes	Verba Hunter
Newsletter	Melissa Garcia
Programs	Nina Dawson
Web Master	Melissa Garcia
Cuttings	Bernice Snyder
Membership Booklet	Ann Vaughan & Pam Hilliard
T-Shirts	Janice Larson
Curators	Ron Maxwell
Maintenance Collection Committee	Pat Kiser, Betty Patterson, Melissa Garcia & Rebecca Moya
ByLaw Review Committee	John Balcar, Melissa Garcia, Randy Snyder, Pat Kiser, Elizabeth Yzaguirre, and Pam Hilliard.
Seedling Committee	Melissa Garcia

PSST Photos



**First Responders
11/13/2018
For the first
anticipated freeze of
the season**

Acknowledgements

Melissa Zamora, Founder of Island Green Team for being the first presenter on January 23, 2019 Tex Norwood for his article contribution. The First Responders on November 13, 2018 : Nina Dawson, Rox Maxwell, Lalita Barlow, Randy Snyder, Rox Maxwell, Debbie Niepert, Staff from South Botanical Gardens and other members / non members not in the picture. Thank you for pruning the trees in anticipation of our first freeze of the winter season. Thank you for all the members and non members who came out to help dig out the plumeria trees on: November 17, 2018



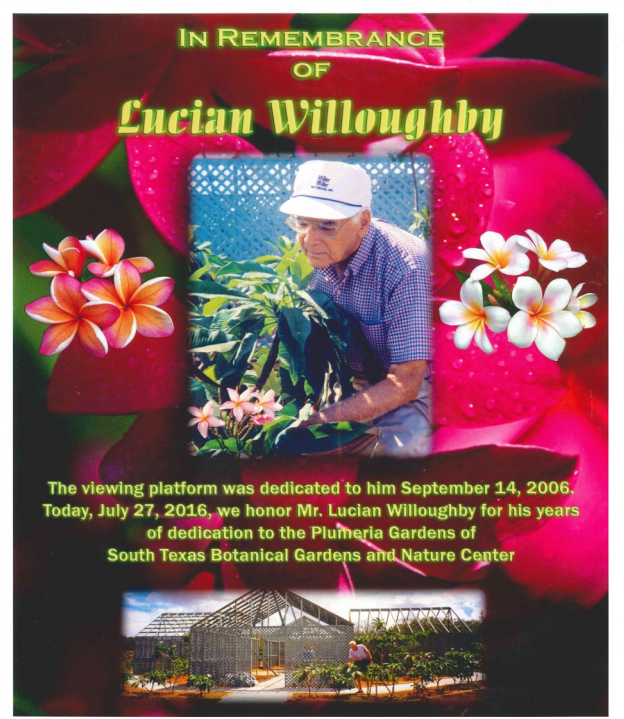
11/17/2018

**All trees were dug
out and placed in
greenhouse within
one hour**



PSST Remembers:

Lucian Willoughby. We found a photo of him while getting the records scanned to digital format. Look in your membership booklet and you will read about him. Here is his image.



Gift Membership—Share your love for Plumerias

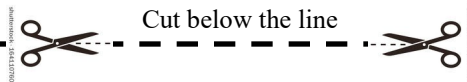
Your loved ones will adore receiving this fun and personalized gift that helps to educate the community about plumerias, preserve the plumeria collection at the South Texas Botanical Garden Center.

When you give a gift membership now, your friend or family member will be welcomed into the Plumeria Society of South Texas family of dedicated individuals committed to promoting knowledge of plumerias. Give a personalized gift membership today. Not only does this unique gift idea help preserve the current collection and promote education to the community but it'll be enjoyed by your friends and loved ones throughout the whole year.

Our meetings are held at the Garden Senior Center at 5325 Greely, Corpus Christi, Texas 78412. We look forward to having new members and we look forward to having your help on workdays at the South Texas Botanical Gardens and other events.

Sincerely,

The Plumeria Society of South Texas
(PSST)



2018 MEMBERSHIP SLIP TO THE PLUMERIA SOCIETY OF SOUTH TEXAS

[] Gift Membership

Note: Please complete the form so that all of your information is available for the membership booklet.

Name: _____ **Home #:** _____

Address: _____ **Cell #:** _____

City: _____ **State:** _____ **Zip:** _____

Date: _____ **Email:** _____

_____ Membership Fee is \$15 per person _____ Membership for 2 or more \$20 (same address)

_____ \$15 subscription fee for paper copy of newsletter mailed to your home.

MAIL SLIP TO: The Plumeria Society of South Texas (PSST) P.O. Box 60691; Corpus Christi, TX 78466

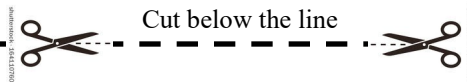
Signature: _____

Prospective members and existing members,

We have received numerous inquiries on how to become a member. In addition, we strive to renew membership for existing members. We now have a page dedicated to all of you in the South Texas area that would like to join the Plumeria Society of South Texas. For those of you that are already a member we have merged the membership form to include renewal and new membership boxes. Please review the form below and please complete the form with all of your information. If you will be signing up 2 members at the same address please make sure to include their full name as well and their contact information i.e. phone number and email address. Our meetings are held at the Garden Senior Center at 5325 Greely, Corpus Christi, Texas 78412. We look forward to having new members and we look forward to having your help on workdays at the South Texas Botanical Gardens and other events.

Sincerely,

The Plumeria Society of South Texas
(PSST)



2018 MEMBERSHIP SLIP TO THE PLUMERIA SOCIETY OF SOUTH TEXAS

[] New Membership [] Renewal

Note: Please complete the form so that all of your information is available for the membership booklet.

Name: _____ **Home #:** _____

Address: _____ **Cell #:** _____

City: _____ **State:** _____ **Zip:** _____

Date: _____ **Email:** _____

_____ **Membership Fee is \$15 per person** _____ **Membership for 2 or more \$20 (same address)**

_____ **\$15 subscription fee for paper copy of newsletter mailed to your home.**

MAIL SLIP TO: The Plumeria Society of South Texas (PSST) P.O. Box 60691; Corpus Christi, TX 78466

Signature: _____