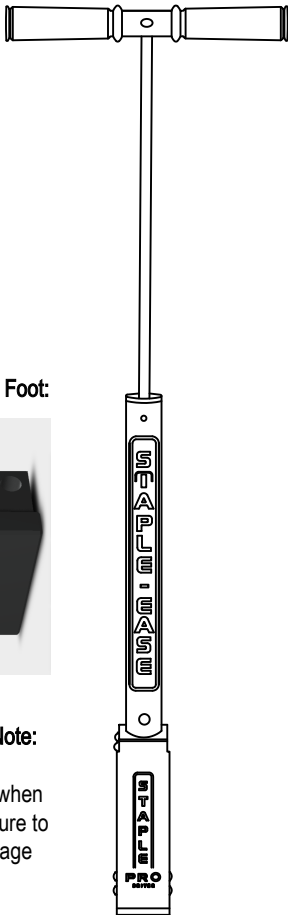


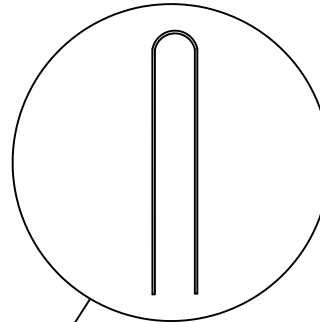
Included Standard Foot:



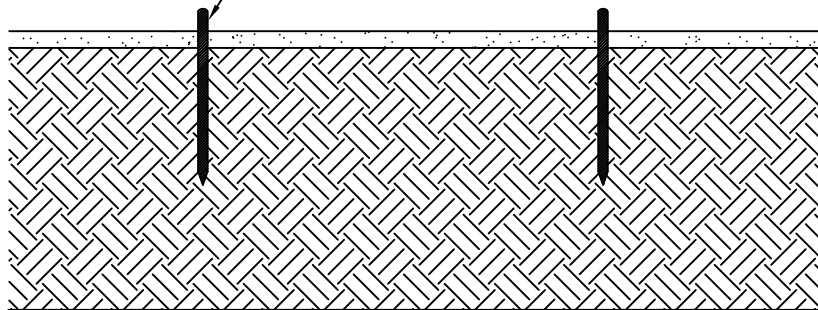
Manufacturer's Note:
It is important to replace the foot when it wears out. Failure to do so could damage the tool



STAPLE PRO DRIVER™



STAPLES



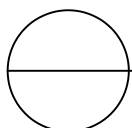
CROSS SECTION
APPLICATION

MANUFACTURER NOTES:

1. IMPROVE YOUR BOTTOM LINE WITH THE TOOLS TO GET THE JOB DONE QUICKER AND INSTALL STAPLES RIGHT.
2. JAM-FREE DESIGN THAT IS COMPATIBLE WITH ANY 11-GAUGE U-SHAPED STEEL STAPLE.
3. STAINLESS STEEL ROD, SOLID ALUMINIUM HANDLE WITH ENGINEERED RESINS.
4. INTERCHANGEABLE FEET MAKES IT VERSATILE TOOL FOR ALL TYPES OF GROUND CONDITIONS AND INSTALLATIONS ALONG SIDEWALKS, RETAINING WALLS, GOLF COURSES OR SOFT OR SANDY SOILS.
5. REDUCE STAPLE INSTALLATION TIME BY 50% OR MORE, WHILE ALSO REDUCING FATIGUE AND INCREASING EFFICIENCY.

NOTES:

1. INSTALLATION TO BE COMPLETED IN ACCORDANCE WITH MANUFACTURER'S SPECIFICATIONS.
2. DO NOT SCALE DRAWING.
3. THIS DRAWING IS INTENDED FOR USE BY ARCHITECTS, ENGINEERS, CONTRACTORS, CONSULTANTS AND DESIGN PROFESSIONALS FOR PLANNING PURPOSES ONLY. THIS DRAWING MAY NOT BE USED FOR CONSTRUCTION.
4. ALL INFORMATION CONTAINED HEREIN WAS CURRENT AT THE TIME OF DEVELOPMENT BUT MUST BE REVIEWED AND APPROVED BY THE PRODUCT MANUFACTURER TO BE CONSIDERED ACCURATE.
5. CONTRACTOR'S NOTE: FOR PRODUCT AND COMPANY INFORMATION VISIT www.CADdetails.com/info AND ENTER REFERENCE NUMBER 5287-008



STAPLE-EASE™ (SED-STD-1)

STAPLE PRO™ DRIVER - APPLICATION