



HAPPY FALL Y'ALL!

A bi-monthly newsletter for all Woodland Lake lot owners.

This Newsletter is intended to inform and entertain you. It contains articles and announcements such as:

- Board Updates & Announcements
- Classifieds
- Events
- Fishing Report
- Recipe of the Month
- Picture Contest

TOPICS OF THE WEEK

- Meet the Neighbor, Mr. Stafford* · 2
- Holiday Pet Safety* · 10
- Holiday Weekend & Day Trips* · 11
- Mississippi Snakes* · 12
- Woodlands Little Library* · 13
- Did you Know* · 14

RECIPE OF THE MONTH

GRANNY LOU'S PECAN PIE

- | | |
|-------------------------|--------------------------------|
| ¾ cup white/brown Sugar | 3 Tbsp butter or Oleo |
| 3 eggs | 3 Tbsp Flour |
| 1/3 Tsp Salt | 1 ½ Tsp Almond Extract |
| 1 ½ cups Karo Syrup | 2 c of Broken Pecans (heaping) |

Cream butter and sugar; add beaten eggs, the flour, salt, extract, and syrup. Add broken nuts last. Stir together thoroughly.

Bake at 350° in uncooked pie crust for 30 minutes or until center of pie is firm. Jiggle oven rack pie is on to see if pie is firm. Don't be afraid to cook longer until center is firm.

Cool on pie rack. Best Pecan Pie Ever!

Woodland Lake Cookbook
Kyla Cottam - Lot 18

WANT TO HELP?

Contacts

- Ann Warman 901/438-4824
- Lori Harrison 901/485-8012
- Shirley Harris 662/429-5144

ARTICLES

Want to contribute an article or information to add to our monthly topics? Send it to harrisonjlori@gmail.com

Recipes

Got a favorite recipe? Or a good quick and easy recipe?

Photos

Living at this beautiful lake we know you have landscape or wildlife photos to share.

MEET THE NEIGHBOR

MR. JIMMY W STAFFORD JR

BY JIMMY & SANDRA STAFFORD III

Tell me a little bit about yourself.

I am from Cleveland, MS. My father was a patriot and served 4 years in France during WWI, in turn, I joined the Navy the year after I graduated High School and served during WWII. While stationed in California, I attended the University of California-Berkeley for one year. After the Navy, I returned to Mississippi and worked at Pidgeon Thomas Iron Company in Memphis. In 1962, I purchased Memphis Wire and Iron Works.

While on leave my girlfriend, Arweda Pearson and I eloped and married in Indianola, MS.

We have two kids, my first-born Jimmy W Stafford III and a daughter Karen Stafford Cook. I have 4 grandchildren (Jes, Marie, Kristen, and Kary) and 2 great grandchildren (Gabe and Shea). Jimmy and Jes have swum the length of the lake, 1.25 miles.

How did your family come to own a lot/house on Woodland Lake?

My boss, Mr. Charlie Bull (lot 198) and I would go fishing on Sunday afternoons. The wives would make a snack and they would stay until dark. I bought lot 199 from Mr. Bull's sister. One day, I heard my neighbor while laboring to clean his lot, saying, "If I could get what I paid, I would sell it right now!" I approached him and asked if he was serious, and he said, "You bet I am!" This is how I came to be the owner of both lots, 199 & 200.

My son, Jimmy and I built a basic cabin shell on lot #199. We came every weekend for more than a year and finished the inside with the unusual pecky cypress boards. Jimmy cut and put up every board. The cabin became more than a weekender, as my wife and I lived in the basic cabin for over a year while building a home in Memphis. Weda often hosted her Bridge Club here. We often enjoyed

visits with the grandchildren and other friends and relatives.

It took time, but over two decades (70's and 80's), we added a modern kitchen, another bathroom laundry area and cedar closets. We enclosed the front porch for a Sunroom/Bedroom and added

" Jimmy and Jes have swum the length of the lake, 1.25 miles"

MR. JAMES STAFFORD JR

LOTS 199 & 200
LAKEVIEW DR



a room downstairs exactly the size of the Sunroom. We also added a metal deck and beautiful metal stairs down to the lake.

In 2012, my son Jimmy and his wife Sandra took possession. They updated it with a new modern bathroom, new floors and new windows. They added new support for the carport and widened the driveway. And don't forget the wonderful Tram!!!

Were there any other people living on the lake when you moved in?

Yes, about 50-60 homes - The people I knew were the Cottams, Mr. Pitts, Mr. Shook next door, and maybe the Millers. I remember that Mike and Elaine's home once had a windmill and lighthouse on the point. Seems like the property was owned by one of the old ice cream families, like The Fortunes or similar. The Botto's place was previously owned by The Davenport's (Wrecker Service).

How has the lake changed?

The lake itself hasn't changed much, same size as I remember, but it has grown in number of houses. It has certainly changed for the better. It's more like a community and much more social.

continued on pg 3...

There was not much socializing on the lake, like tying the boats together or having the boat parades and food on the barge. I would rather have lived on the lake like it is today. Y'all have much more fun these days than back then.

Did you have a Home Owners/Association or something similar?

Yes, Woodland Lake Homeowners Association. I served on the board for a while. Annual meetings were held in Hernando. The club house was used mostly for storage. The property for Woodland Lake Road was donated by Mr. Charles Breazeale.

"Y'all have much more fun these days than back then."

MR. JAMES STAFFORD JR

How was the fishing back then?

Fishing was good! The state would stock the lake. The state record bass was caught in Woodland Lake in the mid 60's. Bream fishing was good.

Mrs. Stafford loved fishing and had her own Jon boat. She was not going to spend all "that money" on a fancy pontoon boat when I could design and build one at the iron shop. It was made of steel angle frames and had ornamental iron railings....VERY HEAVY!!!

A funny story I remember is when Weda and I told the Grandchildren not to go to the dock without us. One morning she looked out the window and saw Marie, Jimmy's young daughter, on the dock in her gown fishing.

The newsletter staff would like to thank Jimmy and Sandra Stafford for taking the time to interview Jimmy's dad, Mr. Stafford. We also would like to thank Mr. Stafford for sharing his memories of his life and his times on the lake.



If anyone should run into Mr. Stafford while visiting, please be sure to introduce yourself and tell him where you live. He might be able to provide a bit of history about your place and/or a good story about the lake.



DID YOU KNOW WE ARE ON SOCIAL MEDIA?

Woodland Lake Website: Woodland-Lake.com

Facebook: [Woodland Lake, MS](https://www.facebook.com/WoodlandLakeMS)

United Real Estate | Mid-South

Seth Billings
REALTOR®

8849 Centre Street
Southaven, MS 38871
Office: 662-470-6058 | Cell: 901-361-1131
sethbillings@unitedmidsouth.com
www.unitedmidsouth.com

Find Your Freedom® Each Office Independently Owned and Operated

BOARD ANNOUNCEMENTS AND UPDATES

SPILLWAY UPDATE

In late December 2020, we discovered a small sinkhole on the west side of the spillway near the headwall. After further inspection, we found water flowing underneath the lower end of the concrete spillway on the west side at the toe wall.

Due to the amount of rain this year, we have delayed scheduling our engineering firm to perform inspection and soil testing at the spillway. The volume of water flowing over the headwall has made it unsafe to work on the concrete spillway.

Board members continue to monitor the situation on a regular basis. As more information becomes available, we will provide updates.

DID YOU KNOW... Everyone is welcome to attend a board meeting, be on the lookout for an email each month for details.

If you would like to bring up a topic to the board, send an email to info@woodland-lake.com. New agenda items, must be submitted at least 2 weeks prior to the meeting.

Sorry!

SEPT/OCT NEWSLETTER CORRECTIONS

We apologize to **Blake Milligan** for misspelling of his name in the Sept/Oct Newsletter.

Handbook Amendments

YES

Article III Section 5. New Proposed Amendments: Any proposed amendments to the covenants or bylaws voted on that did not receive majority approval, cannot be added or voted on for a period of 2 years.

We apologize for any confusion this may have caused.

BOARD MEETINGS

Board Meetings are scheduled to be on the FIRST THURSDAY of each month.

- Dec. None
- Jan. 6th
- Feb. 3rd
- Mar. 3rd
- Apr. 7th
- May 5th

Jun. 4th - Annual Meeting



WE HAVE A NEW BOARD MEMBER



The Woodland Lake Improvement Association would like to announce the appointment of Lori Harrison as the new Event and Communications director. Lori looks forward to any input you may have.

Congratulations Lori!



SUNSHINE COMMITTEE



We are always looking for ways to help our lake neighbors and friends. If you know of someone who could use a helping hand such as a meal, an errand run, a ride to a doctor's appointment or just a "happy" on their doorstep, please contact Sheila @ sdeese2@gmail.com.

WELCOME NEW NEIGHBORS

The Sept/Oct Newsletter edition was the first since January 2021. It is only fair we announce and welcome all new lot owners for year 2021. Please help us give a warm welcome to the following:

- Nick Woolsey, Lot 233, 234, 235, & 236
- Scott Caldwell, Lot 238
- Patrick & Leigh Anne Barker, Lot 132 & 133
- Richard & Debra Stuard, Lot 140
- Austin Mask, Lot 262
- Cory & Micha Downey, Lot 67
- Billy & Crystal Byrd, Lot 63
- Blake Milligan, Lot 33
- Michael Earl Miller, Lot 20
- Guilherme Oliveira, Lot 260
- Seth Billings, Lot 19
- Stephen & Melissa Elkins, Lot 166
- Steven & Bethany Pique, Lot 122
- Kathy Pounders, 053
- Chris Thornell, 189

CLASSIFIEDS

HOUSEHOLD ITEMS

Twin Bed Frame, Lori 901-485-8012

Large Antique Buffet Mirror, out of my old restaurant Miquel 901-496-2982

2" White Blinds, different sizes Lance 870-335-8048

PETS

Kittens 10 wks, Tuxedo, grey tabby, Pat 901-530-8534



REAL ESTATE / LOTS

Real Estate / Lots

Lots 158, 159, & 160, Spruce Dr, 2.39 acres, \$75,000, Lisa Burnette/ Agner & Ass., 662-470-5398

Lot 72, 2nd Beach Cv, 1.56 acres, \$62,500, Saxton Haltom/Bill Sexton Realty 662-349-7920

Lots 206 & 207, 1.9 acres, \$55,000 Seth Billings/United Real Estate Mid-South, 662-470-6058

Lot 132, Maple Dr, Kathleen Graham 731-934-4803

Lot 249, Woodland Lake Dr., .69 acres, \$14,500 Seth Billings/United Real Estate Mid-South, 662-470-6058

Lot 89, Beech Dr. 1.3 acres, \$14,500 Seth Billings/United Real Estate Mid-South, 662-470-6058



EVENTS

COMMUNICATIONS

Events and Communications Committee

I feel my heart jumping out of my chest! I am so proud to be part of the Woodland Lake Board as the event and communications director, 2022 will be the year to say 'Goodbye' to the horrific pandemic. We will gather, together as a stronger and healthier community. Next year, I am excited to bring back our traditional events as well as some new ones.

I am looking for fresh ideas for fundraising, celebrations, and holiday events. If you have an event or fundraising idea, or if there is an event you are passionate about, or even if you want to host or plan an event, I will take your lead and work with you!

I will be putting together a 'casual' event team to help plan and set up for each event. At anytime anyone can opt in/out as his/her schedule allows. Together we can bring great things to our Community and lake!

Lori Harrison - Woodland Lake Events

Harrisonjlori@gmail.com | 901-485-8012

PREVIOUS HAPPENINGS

Thanks to all that attended the previous events.

September Plant & Seed Swap – A small but mighty group of plant swappers attended this event. There was great conversation and sharing of gardening knowledge. They were kind enough to leave some plants for people who could not make it! The spring swap meet will be BIGGER and BETTER!

October Lake Clean Up – Fourth quarter clean up brought out a dedicated group of familiar faces, and even though this is grunt work, everyone was cheerful. We only hope we will see new faces in the Spring lake Clean Up event.









October Fest - Like the Plant Swap, it was a small but mighty crowd! We feasted on German food, drank a few German beers, and listened while our neighbors bellowed out their best vocals while singing in the Karaoke event. Good Times indeed!

Halloween - Even though this year's Halloween party was not "association sponsored", it was a blast, the band was great and kept us rocking and dancing all evening. The decorations were a big hit and there were so many fantastic costumes! It proved difficult to judge the costume winners but another congratulations to Glen & Debbie Jestis, Carl and Jennifer Daniel, and Sherry and Hank Carter for taking home the prizes this year. It was a Bloody Good Time!

Woodland Lake Craft Fair –Our 1st Craft Fair was sponsored by the Sunshine Committee. We had a great turn out, with 16 booths and collected \$80. Tim Cottam's gorgeous custom creation, (a beautifully handcrafted Woodland Lake sign) was auctioned off and the lucky Sims family won!

Big thanks to everyone that sold, attended, bid, and donated time. Special thanks to Tim Cottam for his thoughtful donation and to Sheila and the Sunshine Committee for sponsoring this wonderful event! The Sunshine Committee made \$165 and vendors collected over \$2000 combined for their sold crafts. We are looking forward to another craft fair in the spring.

UPCOMING EVENTS

NOVEMBER 2021	DECEMBER 2021	JANUARY 2022	FEBRUARY 2022
<p>6TH - Saturday 12-4 PM Craft Show & Sale* @ The Pavilion</p>	<p>4th - Saturday 7 PM until?  Christmas Party* @ Roland & Shirley's</p> <p>31st - Friday 8-12 AM New Year's Party @ Dave and Chris's </p>	<p>Nothing Planned</p>	<p>26th - Saturday 6 PM until?  Mardi Gras Masquerade Party* @ Ralph & Donna's</p>
MARCH 2022	APRIL 2022	MAY 2022	JUNE 2022
<p>12th - Saturday 9 AM -12 PM Lake Clean-up*</p> <p> 19th - Saturday Bass Tournament*</p>	<p>9th - Saturday 12-4 PM Woodland Craft Fair* @ Clubhouse & Pavilion</p> <p>23rd - Saturday 1-3 PM Earth Day Picnic* @ Clubhouse & Pavilion </p>	<p>8th - Sunday 1-2:30 PM Spring Plant & Seed Swap*  @ Clubhouse & Pavilion</p> <p>20/21st - Fri/Sat  Catfish Tournament*</p> <p>28th - Saturday 12-2PM Memorial Day Picnic & Fish Fry*  @ Clubhouse & Pavilion</p>	<p>4th - Saturday Annual Meeting*</p> <p>18th - Saturday Bass Tournament*</p> <p>25th - Saturday WL Community Appreciation Potluck* 4-6 PM @ Clubhouse & Pavilion Band on Water* @ 7:30</p>

You are
Appreciated

Note: All dates are subject to change; this includes but is not limited to the addition of new events, date changes, cancellations, etc. Watch for change announcements on Woodland Lake website, Facebook Page, or in an email announcement.

- Association Sponsored Events are denoted with an asterisk*.
- Individual members may host an event, which are not "Association Sponsored" functions. They are however, if posted on the calendar, open to all members of the association.
- Some event details will be announced closer to the date.

Fishing Report

WOODLAND LAKE - 11/24/2021 3:58:12 PM

Lake temperatures have dropped which means fish are on the move. All kinds of fish will use deeper water and may head to the middle of lake.

The water is more clear, use natural colors!

Species	Detail
Bass	<p>As water temperatures drop, fall patterns are in full swing. You can find schooling bass feeding heavily on shad in 6-12 feet of water. Swimbaits, crankbaits, or jerk baits prove effective. Other isolated bass may be around laydowns, riprap, and flooded timber with crankbaits and other reaction baits showing a lot of success.</p> <p>Limits: All bass 14" and under must be harvested. All bass over 14" must be released</p>
Crappie	<p>Best luck has been jigging around fallen trees or brush or other cover (stake beds, etc.) for suspended fish using advanced electronics. Otherwise, troll/drift with jigs and/or minnows or pull/push crankbaits 8 - 12 ft. deep in the middle of lake. Use bigger baits and fish deeper to target larger crappie. Use single hooks and pinch down the barbs to make releasing short fish faster and less damaging; it does no good to release dead fish.</p> <p>Limits: No limit on size or quantity</p>
Bream	<p>Fish with crickets. Use small rooster tails and beetle spins for the big momma. May be holding in the same place as bass.</p> <p>Limits: Panfish including Bluegill, Redear, Shellcrackers, warmouth, and sunfish are 10 per person per day or 20 per boat maximum</p>
Catfish	<p>Fish lines or jugs (noodles) with minnows in the shallow water (3-5 ft. deep). Best fishing by bright or full moon.</p> <p>If using Yo-yos, jugs, or trotlines - Please check with Chris Christian Mfallrabb@gmail.com for rules/guidelines.</p> <p>Limits: No limit on size or quantity</p>

We strive to keep the lake as healthy as possible. After a good day fishing, please complete the Fish Harvest Report found on the Woodland Lake website.

Website: Woodland-lake.com/lake-management

from the desk of Chris Christian

The Lake Management team has worked to improve bass fishing on the lake, but now we change our focus to improve the bream situation.

What does this include?

The experts hired to do an analysis of the lake made a few suggestions, these were discussed in detail at the Annual Meeting. Here is a high-level summary of the needs.

1. Continue with fertilizing the lake on a yearly basis.
2. Start a supplemental feeding program for the bream.

This includes adding feeders around the lake. Since we have a small lake management budget. It may take a while to get enough feeders around the lake.

If you are interested in donating money or feeders or if you would like information on where to purchase a feeder and food, please contact me for the details @ Mfallrabb@gmail.com.




BI-MONTHLY PHOTO CONTEST

CONGRATULATIONS TO MIKE FOSHEE WINNER of the Woodland Lake's 1st Edition Newsletter photo contest.



Here is the winning photo.



If you would like to submit entries for the 2nd Edition photo contest, please send your entries to Ann Warman awarman63@gmail.com. Send the best unedited resolutions as possible. Entries will be accepted through Jan 5th.

HOLIDAY PET SAFETY



Pet Poison Helpline 1-855-764-7661



Winter holidays can be a joyous time for humans, yet a dangerous time for our four-legged family members. The curious nature of cats, plus a dog's strong sense of smell, causes both animals to get into holiday decorations, food and drinks that could lead them to wind up at the emergency room. Keep the Pet Poison Helpline on your refrigerator for quick access.

A FEW TIPS FOR PET PROOFING YOUR HOME DURING THE HOLIDAYS:

- **CHRISTMAS TREE, TIMBER!** Know the causes and danger of a tree falling to a curious pet. The evergreen needles, if ingested, can get stuck in your pet's intestines. And never let your pet drink the water, with or without additives, can cause stomach upset.
- **CHRISTMAS TREE ORNAMENTS**, hang ornaments high so they are out of the reach of curious cats and rambunctious dogs.
- **TINSEL & RIBBONS**, pets love the feel of chewing tinsel and ribbons. However, if ingested, these can cause an intestinal blockage leading to an emergency surgery.
- **SHOCKING!** If your pet chews on electrical cords it can result in serious injuries such as electrical shock and oral burns.
- **UNBAKED BREAD DOUGH**, raw dough, especially if it contains salt can be harmful. Ingested yeast dough can rise inside a pet's digestive tract, blocking or rupturing internal organs and potentially causing seizures and respiratory failure.
- **TOYS AND BATTERIES**, Keep small toys and loose batteries off the floor, away from the mouth of a pet. Batteries, board game pieces and other small household items can contain zinc, which can cause pancreatitis and renal damage if ingested by a pet.
- **ALCOHOL**, can be poisonous to pets and, in some cases, can lead to a coma or death. Even seemingly, harmless amounts can be lethal. As little as one ounce of alcohol can kill a small pet. Remember that alcohol can be found in many baked goods, such as fruitcake, also keep these out of reach of your furry friends.
- **CHRISTMAS SWEATERS**, pet costumes should allow pets to move freely, breathe easily and bark or meow. There should be no dangling parts for pets to tear off and swallow. If your pet doesn't enjoy dressing up, it's best to let them be themselves over the holidays.
- **ANTI-FREEZE AND ICE MELT**, be especially careful of using anti-freeze with the chemical ethylene glycol. Rock salt can irritate paw pads, and if ingested, will result in agitation and vomiting. Look for ice melts with a propylene glycol base that is a relatively pet-safe way to melt ice.
- **PLANTS AND FLOWERS**, holiday plants can be toxic to pets. These include:

Amaryllis
Evergreens

Juniper
Lily

Azaleas
Holly

Mistletoe
Ivy

Chrysanthemums (Mums)
Poinsettias

Did you know? While poinsettias are widely thought to be toxic to dogs and cats, ingestion may cause irritation to the mouth and stomach and result in vomiting, but they are generally considered low in toxicity.

HOLIDAY AND WEEKEND DAYTRIPS

Being the end of the year, and Christmas knocking on our door, we would like to share with you our top suggestions for day and weekend trips.



TOP 2 DAY TRIPS

Oxford, Mississippi

The charming town has a spectacular Christmas Market, an ornament auction, and a fun Christmas Parade. Visit the Gingerbread Village, located inside the Ford Center of the Performing Arts and then after, head out and explore the magical light displays on Oxford's main street.

Canton, Mississippi

Dubbed as the state's "City of Lights," Canton is a premier vacation destination for families wanting to get into the Christmas spirit. View Canton's Winter Wonderland at the Canton Animation Museum that features 135 life-size animated figures decked out for the holidays. Take a ride on the holiday trolley tour. Head to the downtown area to see the city's decorated tree, storefront window displays, and lights strung throughout the town.

TOP 2 WEEKEND TRIPS



Childersburg, Alabama

Consider visiting Childersburg, Alabama, in December. A mere ½ day drive, the town itself is full of decorations and pretty twinkle lights. Take a tour of the historic buildings decked out in period decorations. But the coolest thing is "Christmas at the Cave" in the Desoto Caverns. On the grounds around the caverns, there are food vendors, street performers, stories with Santa, and as you descend into the caverns, you'll be able to see a spectacular Christmas performance.

Natchitoches, Louisiana

Our longest trip, a good 6 hours away, is our favorite and well worth the drive. Celebrate the joy of the Christmas season with a visit to Natchitoches, the oldest permanent settlement in the Louisiana Purchase. The Natchitoches Christmas 6 week Festival – ranked 3rd "Best Holiday Light Show" behind Rockefeller Center and Disney Land by Yahoo! Visitors are captivated by more than 300,000 lights illuminating downtown Natchitoches and over 100-lighted set pieces along Cane River creating a magical backdrop for spectacular fireworks and entertainment. Experience traditions, such as carriage tours, fireworks each Saturday, live entertainment, and the Christmas Tour of Homes. Shops and restaurants stay open late during the holidays. Don't forget the food, enjoy gator on a stick, hot gumbo and of course Natchitoches meat pies.



THE SNAKE PIT

MISSISSIPPI SNAKES

We decided to share an article to educate and help us find tolerance for our shy, not so welcomed neighbors. I want to challenge those who are afraid of, or not fond of, snakes to take a few minutes to read this article. If interested, take the next step to learn more about them (see the information at the top of the next page).

How do I know which snakes are poisonous or which are not? Why is it safe to leave a venomous snake on my property? Why not just kill it and remove the danger? These are some of the most common questions we hear, so we reached out to some of Mississippi's best experts on the matter to find the answers you're looking for.

Killing snakes does nothing to reduce the risk of you, your family, or your pets being bitten. There are direct and indirect risks that make this more dangerous than simply avoiding the snake.

1. I know everyone that kills a snake says "it won't be me" but every year a large percentage of bites are from intentionally trying to injure or kill a snake.

Examples I've seen - picking up a snake that wasn't actually dead, having a snake bite your leg trying to step on it, tripping and falling on top of the snake, and there are many firearm injuries related to trying to kill snakes, I've even seen where someone got venom in their eye from using a stick to kill one.

2. Killing snakes around your property will not affect the population. As a biologist, I'm not so much worried about this bringing down a species. Habitat change/destruction is the main driver of population changes in wildlife. You only see a fraction of the snakes that are on your property.

3. The resources are still there. As long as there is suitable food, water, and shelter, wildlife will take advantage of it. Remove any debris or brush piles, keep firewood away from walls and up off the ground, keep grass cut short, don't feed animals in a way to attract rodents. Use 1/4" mesh to exclude snakes from chicken coops and crawl spaces.

4. Indirect risk: That adult snake you killed has likely been on your property its entire life. In some cases that can be several decades never being more than a couple acres away from where you found it. It may be the first time you have seen it, but it has seen you and your family regularly. They learn our habits and avoid high traffic areas and times of day when we are active. Killing that snake simply opens the area up for another to take its place. The newer snake may not know your habits or what areas to avoid. Which leads to an increased chance of conflict. Leaving the snake alone and teaching children and pets how to properly react is less risky.

Resource: Colt Mooney - Research Technician at MS State University
Mississippi Department of Wildlife, fisheries, and Parks

Knowledge is Power

- Facebook’s, [Mississippi Snake Forums and Identification \(MSFI\) Page](#) was created through the passion of wildlife biologists and enthusiasts whose mission is to identify, educate, and track the snake population in Mississippi.
- I challenge you to search Facebook for [Mississippi Snake Forums and Identification Page](#) and "like it." Over the fall and winter months, explore the page. Use the ‘topics’ function and ‘search bar’ to learn about the different snakes in Mississippi and general info about snakes.

Maybe the next time you encounter a snake, the knowledge you’ve gained through this site, will make you less fearful. Instead of killing it, take a picture of the snake, and post it for true identification, so the MSFI team can properly track the populations.

What’s Next?

THE SNAKE PIT will be a recurring article where we will shine a spotlight on a different species of snake. This is an educational opportunity where we will provide some specific information, tips on identification, and myth busting details.



Januarys Spotlight

Can you guess what kind of snake this is?



Woodlands Little Library . . .

The Little Library at the club house has been updated

Here are some of the authors and titles yhay have been added.



Title	Author
The Shadow Land	Elizabeth Kostova
The Reckoning	John Grisham
Left for Dead	Lisa Jackson
See How She Does	Lisa Jackson
Hand of Evil	J.A. Jance
Dead Wrong	J.A. Jance
Fields of Bones	J.A. Jance
Down Fall	J.A. Jance
Web of Evil	J.A. Jance
Paradise Lost	J.A. Jance
Never Tell	Lisa Gardner
Say Goodby	Lisa Gardner

Title	Author
Winter Solace	Elin Hildenbrand
The Identicals	Elin Hildenbrand
In a Dark Wood	Ruth Ware
Holding	Graham Norton
Blood Memory	Greg Iles
The High Tide Club	Mary Kay Andrews
Fire Brand	Donna Palmer
What She Knew	Gilly MacMillan
Wild Horses	B.J. Daniels
Leaving Las Vegas	John OBrien
Socrates	Paul Johnson
The Princess Bride	William Goldman

DID YOU KNOW

There are few things that can chill you to the bone like a huge heating bill! Most of us have lowered our thermostats and piled on the blankets to lessen the blow. But what else can you do? Actually, plenty! You can keep those home fires burning without being raked over the coals. So make yourself cozy, and settle in for some warming advice.

Maintain and Prosper

One of the best ways to put a lid on fuel bills is to keep your heating system properly maintained, so it will function for many years to come. That means changing your furnace filters every three months, making sure all air ducts are sealed. Gas-heating systems should have a thorough inspection check every two years.

Turn On the Fan

Contrary to popular belief, ceiling fans can actually keep you warmer in the winter. Most fans are equipped to run both clockwise and counterclockwise. If you run yours clockwise at a low speed, the fan will circulate heat gathered at the ceiling, forcing it down into the room.

Turn Off the Fan

The exhaust fan, that is! It can get rid of an entire house-worth of heat in no time at all. So don't keep your bathroom or kitchen exhaust fan running for more than 20 minutes at a time. Otherwise, your furnace will be working extra hard to replace all of that warm air.

Cover Your Conditioner

If you have a window air conditioner, either remove it or protect it from the chilly elements with a tightly fitted cover, which is available in home centers and hardware stores. This is also a good time to make sure the seal between the air conditioners and the window is in tip-top shape. If the seal doesn't look up to par, apply duct tape around the inside edges between the unit and window frame or give it a double blast of protection and use shrink wrap to encase the whole kit and caboodle – Window and all!

Look for more warming tips in the January edition of the Newsletter.

Resource:
Jerry Baker Home Hints Booklet
Jerrybaker.com



Quick Fix

What is the most efficient insulation you can buy for under \$2?

Newspaper! It combines the insulating features of wood and air to stop those chills. It's so effective that manufacturers use it to make cellulose insulation.

- Is your bed a block of ice? Just take a few sheets of newspaper, and put them between your box spring and mattress. All of that body heat will be trapped between your blankets and mattress, and you'll be snoozing shiver-free.
- If your feet tend to get cold, or the soles of your shoes are wearing a little thin, then line your insoles with newspaper before you head out the door. It'll keep your feet from frostin' over so you can take the weather in stride.
- Lay a few sheets of newspaper under area rugs and doormats to stop floor chills dead in their tracks. Now, that's what I call hot front page news!