



**ASTRONERGY**



# ASTRO N5

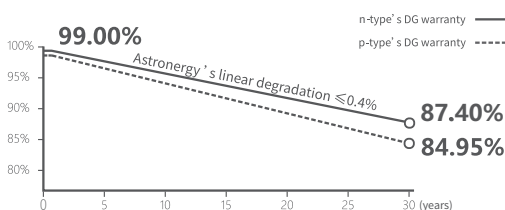
CHSM78N(DG)/F-BH  
Bifacial Series

# 625~635W

## Warranty

**15** 15-year Product Warranty

**30** 30-year Linear Power Warranty  
(Only to the front-side of modules)



## Key Features

- TOPCon / Half-cut
- Better temperature coefficient (Pmpp)
- Non-destructive cutting
- Low BOS cost & LCOE
- Bifacial gain



**CE** ISO 9001:2015:ISO Quality Management System  
ISO 14001:2015:ISO Environment Management System  
ISO 45001:Occupational Health and Safety

**TOP PERFORMER**  
member of group  
**PVELkiwa**

**Tier 1**  
BloombergNEF

Underwritten by  
International Insurer



**625~635W**

POWER RANGE

**0~+3%**

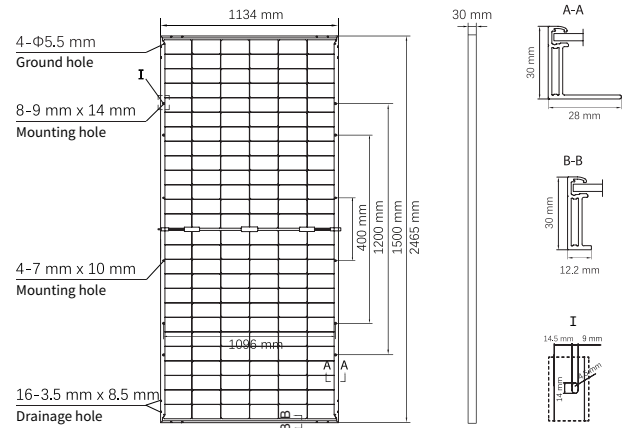
POWER SORTING

**22.7%**MAX MODULE  
EFFICIENCY**≤ 1.0%**FIRST YEAR  
POWER DEGRADATION**≤ 0.4%**YEAR 2-30  
POWER DEGRADATION

## Mechanical Specifications

Outer dimensions (L x W x H)	2465 x 1134 x 30 mm
Cell type	n-type mono-crystalline
No. of cells	156 (6*26)
Frame technology	Aluminum, silver anodized
Front / Back glass	2.0+2.0 mm
Cable length (Including connector)	Portrait: (+)350 mm, (-)250 mm; Customized length
Cable diameter (IEC/UL)	4 mm <sup>2</sup> / 12 AWG
① Maximum mechanical test load	5400 Pa (front) / 2400 Pa (back)
Connector type (IEC/UL)	PV-HCB40 (Astronergy) or PV-KST4-EVO2A/ xy, PV-KBT4-EVO2A/xy (Stäubli)
Module weight	34.7 kg
Packing unit	36 pcs / box
Weight of packing unit (for 40'HQ container)	1304 kg
Modules per 40' HQ container	576 pcs (Subject to sales contract)

① Refer to Astronergy crystalline installation manual or contact technical department.  
Maximum Mechanical Test Load=1.5×Maximum Mechanical Design Load.



## Electrical Specifications CHSM78N(DG)/F-BH-XXX(XXX=625-635)

**STC:** Irradiance 1000W/m<sup>2</sup>, Cell Temperature 25° C, AM=1.5

	625	630	635
Rated output (Pmpp / Wp)	625	630	635
Rated voltage (Vmpp / V)	46.29	46.45	46.62
Rated current (Impp / A)	13.50	13.56	13.62
Open circuit voltage (Voc / V)	56.01	56.21	56.41
Short circuit current (Isc / A)	14.11	14.19	14.27
Module efficiency	22.4%	22.5%	22.7%

**NMOT:** Irradiance 800W/m<sup>2</sup>, Ambient Temperature 20° C, AM=1.5, Wind Speed 1m/s

	470.0	473.8	477.5
Rated output (Pmpp / Wp)	470.0	473.8	477.5
Rated voltage (Vmpp / V)	43.57	43.73	43.88
Rated current (Impp / A)	10.79	10.83	10.88
Open circuit voltage (Voc / V)	53.20	53.39	53.58
Short circuit current (Isc / A)	11.39	11.45	11.52

Refer to the installation manual for BNPI electrical ratings and bifaciality coefficients for Voc, Isc, and Pmax.  
Power tolerance: +/- 3.5%

## Electrical Specifications (Integrated power)

Pmpp gain	Pmpp / Wp	Vmpp / V	Impp / A	Voc / V	Isc / A
5%	656	46.29	14.18	56.01	14.81
10%	688	46.29	14.85	56.01	15.52
15%	719	46.30	15.53	56.02	16.22
20%	750	46.30	16.20	56.02	16.93
25%	781	46.30	16.88	56.02	17.63

Electrical characteristics with different rear power gain (reference to 625W)

## Temperature Ratings (STC) Operating Parameters

Temperature coefficient (Pmpp)	-0.29%/°C	No. of diodes	3
Temperature coefficient (Isc)	+0.043%/°C	Junction box IP rating	IP 68
Temperature coefficient (Voc)	-0.25%/°C	Max. series fuse rating	30 A
Nominal module operating temperature (NMOT)	41±2°C	Max. system voltage (IEC/UL)	1500V <sub>DC</sub>

Fire performance: Class A

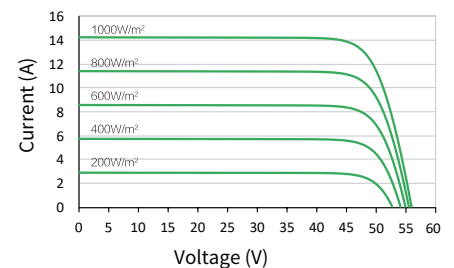
Made in China, Made in Thailand.

© Chint New Energy Technology Co., Ltd. Reserves the right of final interpretation. please contact our company to use the latest version for contract.

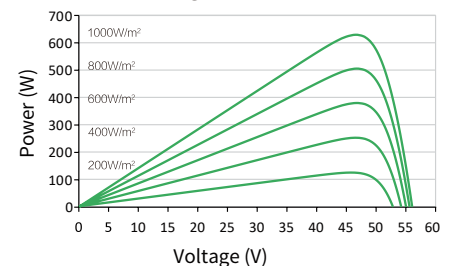
http://www.astronergy.com.au

## Curve

Current-Voltage (625W )



Power-Voltage (625W)



Current-Voltage (625W)

