



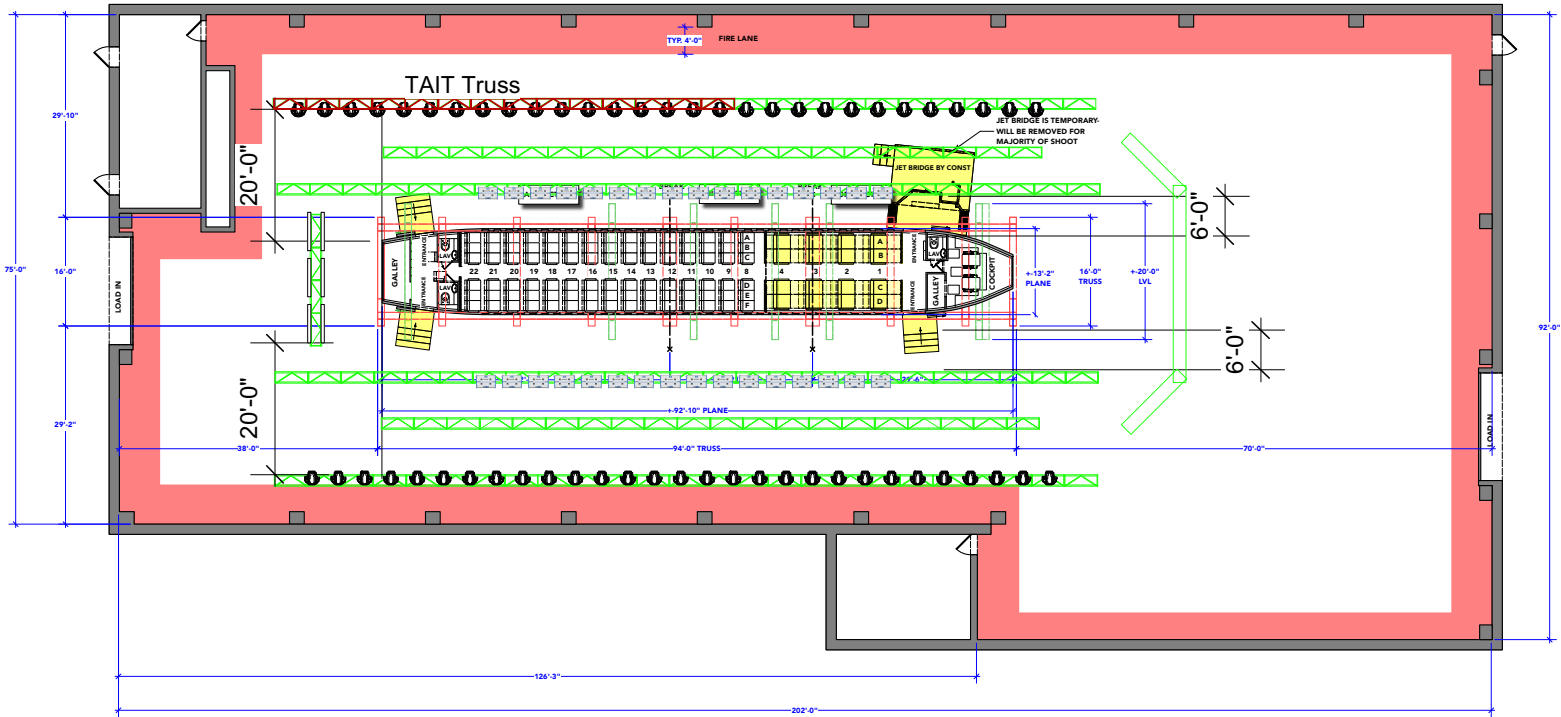


REVISED 2.25.22- PLANE HAS BEEN ROTATED 180 DEGREES

NOTES:
 - PLANE BY VENDOR COMES IN 3 SECTIONS: ALL MOUNTED ON STEEL BASES
 - AIRBAGS BY SFS CREATES TURBULENCE
 - TRUSS & OTHER STRUCTURAL SUPPORTS BY CONSTRUCTION GRIPS

KEY:

-  = PROVIDED BY VENDOR
-  = BY ART/ SET DEC/ CONST/ SCENIC
-  = TRUSS BY CONSTRUCTION GRIPS
-  = ADDITIONAL STRUCTURAL SUPPORT BY CONST



1 SPOTTING PLAN
 Scale: 1/8" = 1'-0"

ROOM SCHEDULE					
DATE	DESCRIPTION	STATUS	ROOM	TYPE	REMARKS
REVISIONS					
NO.	DATE	DESCRIPTION	BY	CHECK	
NOTES					
REVISED					
SET #: 001					
SET NAME: INT AIRPLANE					
DRAWING: SPOTTING PLAN					
SET LOCATION: KAUFMAN STAGE N					
SCALE: 1/8" = 1'-0"					
REVISION:					
DATE: 2/25/22					
DRAWN BY: EM					
SHEET #: 1					