



JL

EZTRUNK

2Door_ASSEMBLY MANUAL

BEFORE BEGINNING, LOOK AT ASSEMBLY VIDEO ON EZTRUNK.COM



Customer Service

If you have a question or concern

EMAIL US: SERVICE@EZTRUNK.NET

or call 203-591-9060











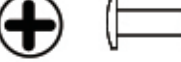




Monday-Friday 8:30am -4:30pm EST

PDF manual on www.EZTRUNK.com

DO NOT RETURN TO THE STORE!

**CUSTOMER SERVICE:
SERVICE@EZTRUNK.NET
CALL: 203-591-9060**

Please read instructions fully before beginning assembly

NO	Illustration	Description	Part #	QTY.
1		Trunk	201921	1
2		Side Plate_BP	201923	1
3		Bottom Plate	201925	2
4		Plastic Block_Wing	189002	1
5		Double Tape	403002	1
6		Wing Clamp_DS	192166	1
7		Wing Clamp_PS	192177	1
8		Pan Head Bolt M8x12	68121	2
9		Pan Head Bolt M8x50	68501	2
10		Bolt M5x5	55051	2*
11		Bolt M5x6	55061	2*
12		Pan Head Bolt M6x13	66131	1*
13		Pan Head Bolt M6x18	66181	1
14		Star Wrench_T27	60027	1
15		Star Wrench_T30	60030	1

* Extra hardware

RECOMMENDED TOOLS




PHILLIPS SCREWDRIVER

PLEASE NOTE:

DO NOT USE ELECTRIC TOOLS THIS WILL CAUSE SCREWS TO STRIP

CUSTOMER SERVICE:
SERVICE@EZTRUNK.NET
CALL: 203-591-9060

Figure A

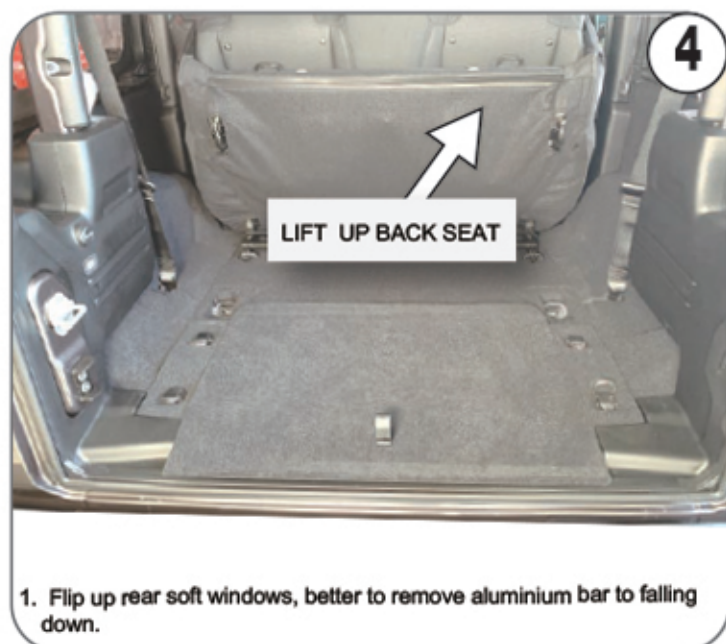
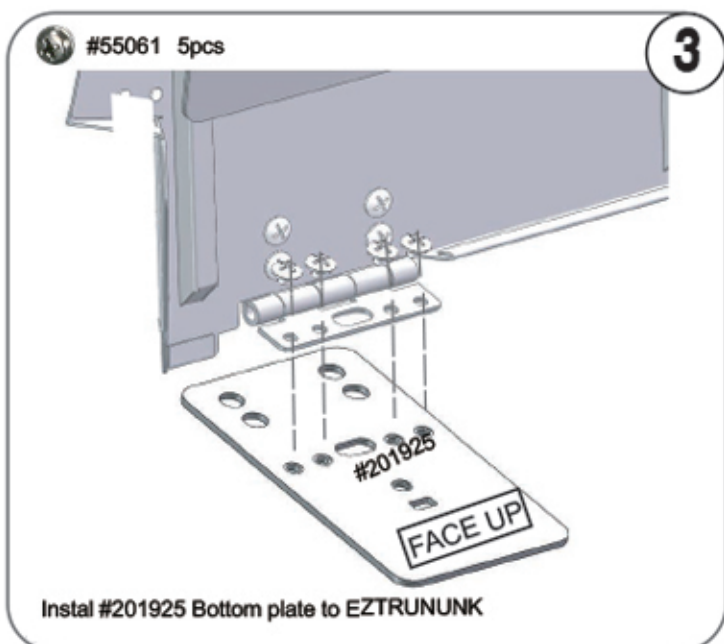
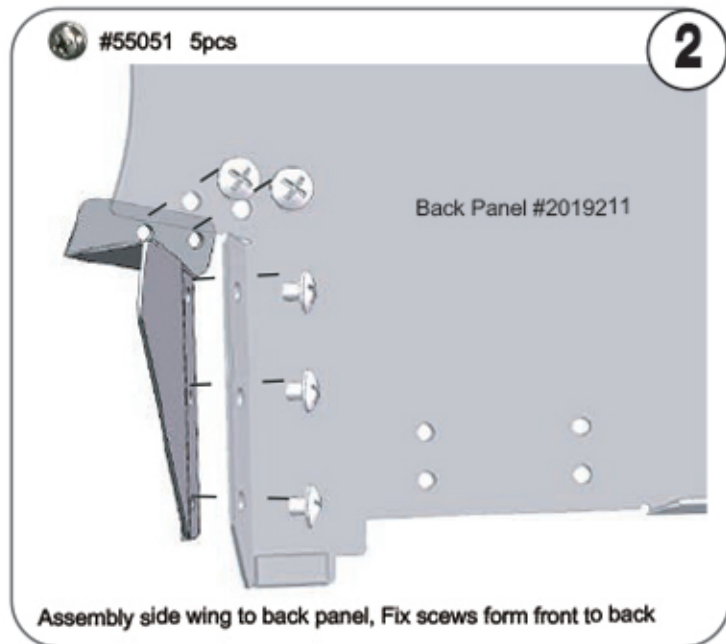
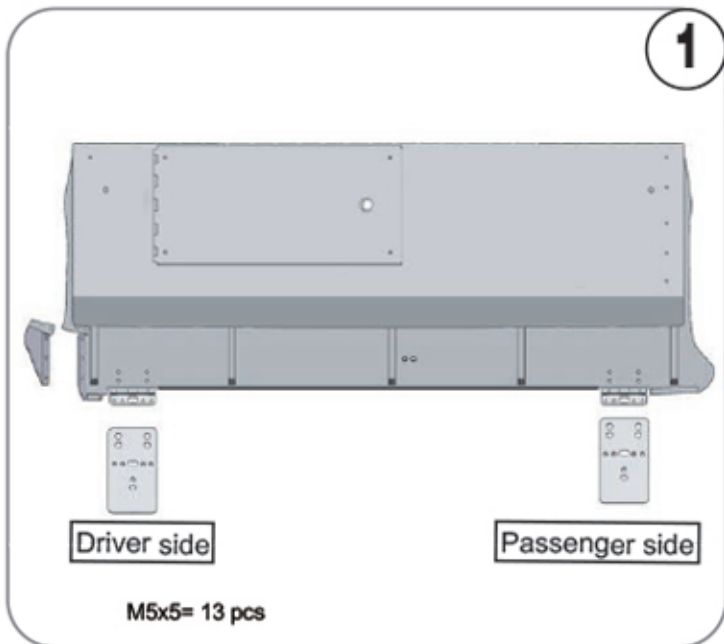


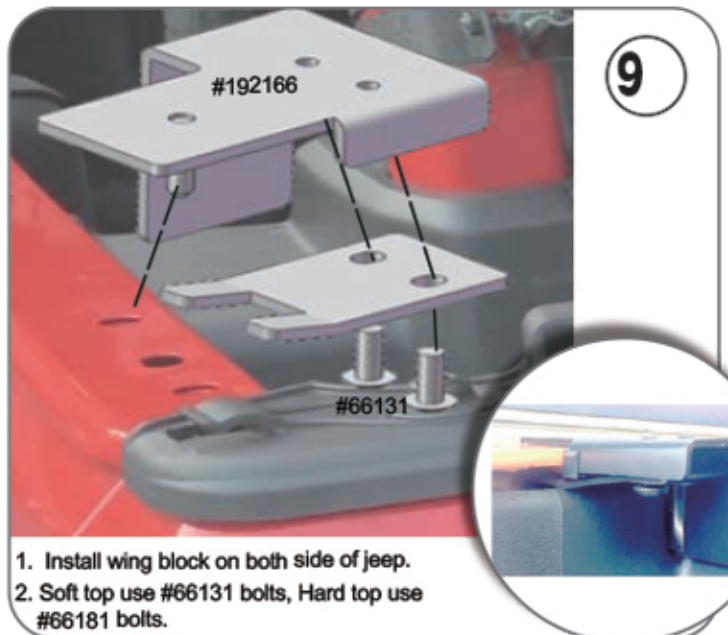
* DS = Driver Side
PS = Passenger Side
BP = Back Panel

PLEASE NOTE:
DO NOT USE
ELECTRIC TOOLS
THIS WILL
CAUSE SCREWS
TO STRIP

USE SCREW
DRIVER


DO NOT
OVER
TIGHTEN





How to use EZTRUNK





13

1. Hold both wings
2. Slowly put down top panel.



14

1. Wing goes under this block.



15



16

How to secure soft top on EZTRUNK




17

1. Remove this trip .




18

1. Low down soft top on EZ trunk.
2. Adjust webbing long enough to hook on soft top as picture show.



PLEASE NOTE

 SOFT TOP	THIS RUBBER PIECE COMES ON EZTRUNK AND IS FOR SOFT TOP	 HARD TOP	IF CHANGING TO HARD TOP REMOVE RUBBER PIECE USED FOR SOFT TOP AND REPLACE WITH HARD TOP RUBBER
--	---	--	---

Customer Service

If you have a question or concern

CUSTOMER SERVICE: SERVICE@EZTRUNK.NET

CALL: 203-591-9060

Monday-Friday 8:30am -4:30pm EST

PDF manual on www.EZTRUNK.com

DO NOT RETURN TO THE STORE!