



# PINNACLE ANALYTICS

## Potency Results

Sample Name: *Poptarts*  
Client:  
Client Batch ID:

Pinnacle-Analytics.com  
3549 Lear Way, Suite 101  
Medford OR 97504  
P:(541)300-8217

Sample ID: rC-H-386-D6374

Matrix: Flower

Prep Analyst: Jeff A.

Analysis Method: 0630322+1 H4 4-21-2022 #1.lcm

Sampling Method: N/A

Reference Method: JCB 2009: HPLC/DAD

Analysis Batch: 10-25-2023 H4 302, 386, 405

Date Sampled: 10/25/2023

Date Reported: 10/30/2023

Client License: N/A

4748 Upper Applegate Rd

Jacksonville OR 97530

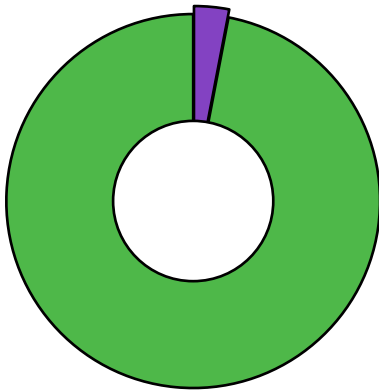
For R&D Purposes Only

Flower

<b>Total THC</b> (THCA*0.877+d9-THC)	28.5%
<b>Total CBD</b> (THC)	<LOQ%
<b>Moisture Content</b> (THC*0.877+CBD)	78.5%

Cannabinoid	% Weight	mg/g
CBDVA	<LOQ	<LOQ
CBDV	<LOQ	<LOQ
CBDA*	<LOQ	<LOQ
CBGA	7.28	7.28
CBG	<LOQ	<LOQ
CBD*	<LOQ	<LOQ
THCV	<LOQ	<LOQ
CBN	<LOQ	<LOQ
d9-THC*	<LOQ	<LOQ
d8-THC*	<LOQ	<LOQ
CBC	<LOQ	<LOQ
THCA*	27.5	233.0
<b>Total Cannabinoids</b>	<b>28.5</b>	<b>240.0</b>


\*ORELAP Accredited Analyte  
Limit Of Quantitation: 0.1%, analyte not measured



■ CBGA  
■ THCA\*



These test results may not be altered or reproduced except in full without the permission of Pinnacle Analytics. These results were generated following the Oregon Administrative Rules and in accordance with the NELAP Institute under ORELAP License #4152  
Report generated by Routine\_Potency\_Rev13\_8-1-2023

  
Kris Ford,  
PhD Lab  
Director



# PINNACLE ANALYTICS

## Quality Control Results

**Analyst:** Jeff A.

**Analysis Batch:** 10-25-2023 H4 302, 386, 405 Flower

Pinnacle-Analytics.com  
3549 Lear Way, Suite 101  
Medford OR 97504  
P:(541)300-8217

	Duplicate RPD H-0-D1743-b Limit C	LCS % Recovery FL-102523-b Limits C	Method Blank FB-102523-b Limit
<b>CBDA</b>	<LOQ% 30%	97.9% 90-110%	<LOQ/2 LOQ/2
<b>CBD</b>	<LOQ% 30%	102.0% 90-110%	<LOQ/2 LOQ/2
<b>d9-THC</b>	4.27% 10%	102.0% 90-110%	<LOQ/2 LOQ/2
<b>d8-THC</b>	<LOQ% 30%	103.0% 90-110%	<LOQ/2 LOQ/2
<b>THCA</b>	4.05% 10%	92.9% 90-110%	<LOQ/2 LOQ/2


RPD: Relative Percent Difference between unknown sample and its duplicate

LCS: Laboratory Control Sample with known concentration

Case Comments: There were no divergences from ordinary Quality Control procedures or SOPs.



These test results may not be altered or reproduced except in full without the permission of Pinnacle Analytics. These results were generated following the Oregon Administrative Rules and in accordance with the NELAP Institute under ORELAP License #4152 Report generated by Routine\_Potency\_Rev13\_8-1-2023

  
Kris Ford,  
PhD Lab  
Director