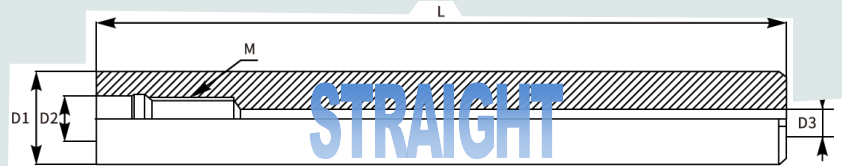





# SOLID CARBIDE SHOCK RESISTANT MODULAR SHANKS

**MODUMAX**

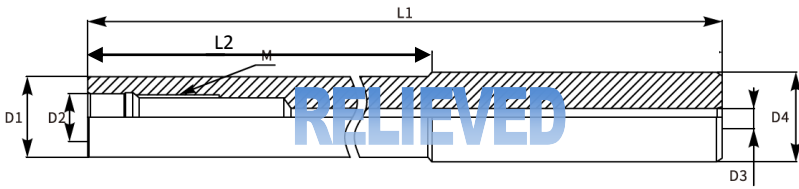


Part No.	DIAMETER D1	THREAD M	O.A.L. L	LOCATING DIA. D2	PRICE 
WS08-M04-75	8	M04	75	4.5	\$100
WS08-M04-100	8	M04	100	4.5	\$100
WS10-M05-75	10	M05	75	5.5	\$110
WS10-M05-100	10	M05	100	5.5	\$110
WS10-M05-125	10	M05	125	5.5	\$135
WS10-M05-150	10	M05	150	5.5	\$135
WS10-M06-75	10	M06	75	6.5	\$110
WS10-M06-100	10	M06	100	6.5	\$110
WS10-M06-125	10	M06	125	6.5	\$135
WS10-M06-150	10	M06	150	6.5	\$135
WS12-M06-75	12	M06	75	6.5	\$110
WS12-M06-100	12	M06	100	6.5	\$110
WS12-M06-125	12	M06	125	6.5	\$160
WS12-M06-150	12	M06	150	6.5	\$160
WS16-M08-100	16	M08	100	8.5	\$180
WS16-M08-150	16	M08	150	8.5	\$210
WS16-M08-200	16	M08	200	8.5	\$275
WS16-M10-250	16	M10	250	8.5	\$350
WS18-M10-150	18	M10	150	10.5	\$305
WS18-M10-200	18	M10	200	10.5	\$380
WS18-M10-300	18	M10	300	10.5	\$540
WS19.05-M10-150	19.05 (3/4")	M10	150	10.5	\$470
WS20-M10-100	20	M10	100	10.5	\$235
WS20-M10-150	20	M10	150	10.5	\$325
WS20-M10-200	20	M10	200	10.5	\$420
WS20-M10-250	20	M10	250	10.5	\$495
WS20-M10-300	20	M10	300	10.5	\$535
WS25-M12-150	25	M12	150	12.5	\$450
WS25-M12-200	25	M12	200	12.5	\$580
WS25-M12-250	25	M12	250	12.5	\$685
WS25-M12-300	25	M12	300	12.5	\$820
WS32-M16-200	32	M16	200	17	\$825
WS32-M16-250	32	M16	250	17	\$1065
WS32-M16-300	32	M16	300	17	\$1255
WS32-M16-350	32	M16	350	17	\$1625
WS32-M16-400	32	M16	400	17	\$1850

IMPERIAL SIZES AVAILABLE  
UPON REQUEST



**AMAZING ACCURACY**



Part No.	DIAMETER D1	THREAD M	O.A.L. L1	RELIEF LENGTH L2	LOCATING DIA. D2	PRICE 
WA08-M04-A25-75	8	M04	75	25	4.5	\$110
WA08-M04-A50-100	8	M04	100	50	4.5	\$110
WA10-M05-A25-75	10	M05	75	25	5.5	\$120
WA10-M05-A50-100	10	M05	100	50	5.5	\$120
WA10-M05-A75-125	10	M05	125	75	5.5	\$150
WA10-M05-A100-150	10	M05	150	100	5.5	\$150
WA10-M06-A25-75	10	M06	75	25	6.5	\$120
WA10-M06-A50-100	10	M06	100	50	6.5	\$120
WA10-M06-A75-125	10	M06	125	75	6.5	\$150
WA10-M06-A100-150	10	M06	150	100	6.5	\$150
WA12-M06-A25-75	12	M06	75	25	6.5	\$125
WA12-M06-A50-100	12	M06	100	50	6.5	\$125
WA12-M06-A75-125	12	M06	125	75	6.5	\$175
WA12-M06-A100-150	12	M06	150	100	6.5	\$175
WA15.875-M08-A45-100	15.785 (5/8")	M08	100	45	8.5	\$235
WA15.875-M08-A95-150	15.785 (5/8")	M08	150	95	8.5	\$275
WA15.875-M08-A145-200	15.785 (5/8")	M08	200	145	8.5	\$345
WA16-M08-A45-100	16	M08	150	45	8.5	\$200
WA16-M08-A95-150	16	M08	200	95	8.5	\$235
WA16-M08-A145-200	16	M08	300	145	8.5	\$305
WA19.05-M10-140-200	19.05 (3/4")	M10	200	140	10.5	\$470
WA20-M10-A90-150	20	M10	150	90	10.5	\$350
WA20-M10-A140-200	20	M10	200	140	10.5	\$455
WA20-M10-A190-250	20	M10	250	190	10.5	\$535
WA25-M12-A90-150	25	M12	150	90	12.5	\$470
WA25-M12-A140-200	25	M12	200	140	12.5	\$615
WA25-M12-A190-250	25	M12	250	190	12.5	\$735
WA25-M12-A240-300	25	M12	300	240	12.5	\$905
WA32-M16-A135-200	32	M16	200	135	17	\$895
WA32-M16-A185-250	32	M16	250	185	17	\$1155
WA32-M16-A235-300	32	M16	300	235	17	\$1350
WA32-M16-A285-350	32	M16	350	285	17	\$1720
WA32-M16-A335-400	32	M16	400	335	17	\$1955



**MACHINE DEEPER** **SOLID CARBIDE** **SHRINK FIT EXTENSIONS** **SHRINKX**



**BETTER SIZE, ACCURACY, AND EFFICIENCY WITH 12 TO 1 RATIO HOLDERS.**

**Just In Time Factory Supplies Ltd**  
 25 Progress Dr. St. Thomas On. N5P 4G4  
 Tel. 519-633-9366 Fa. 519-633-9367  
 E-Mail sales@justintimefactorysupplies.com