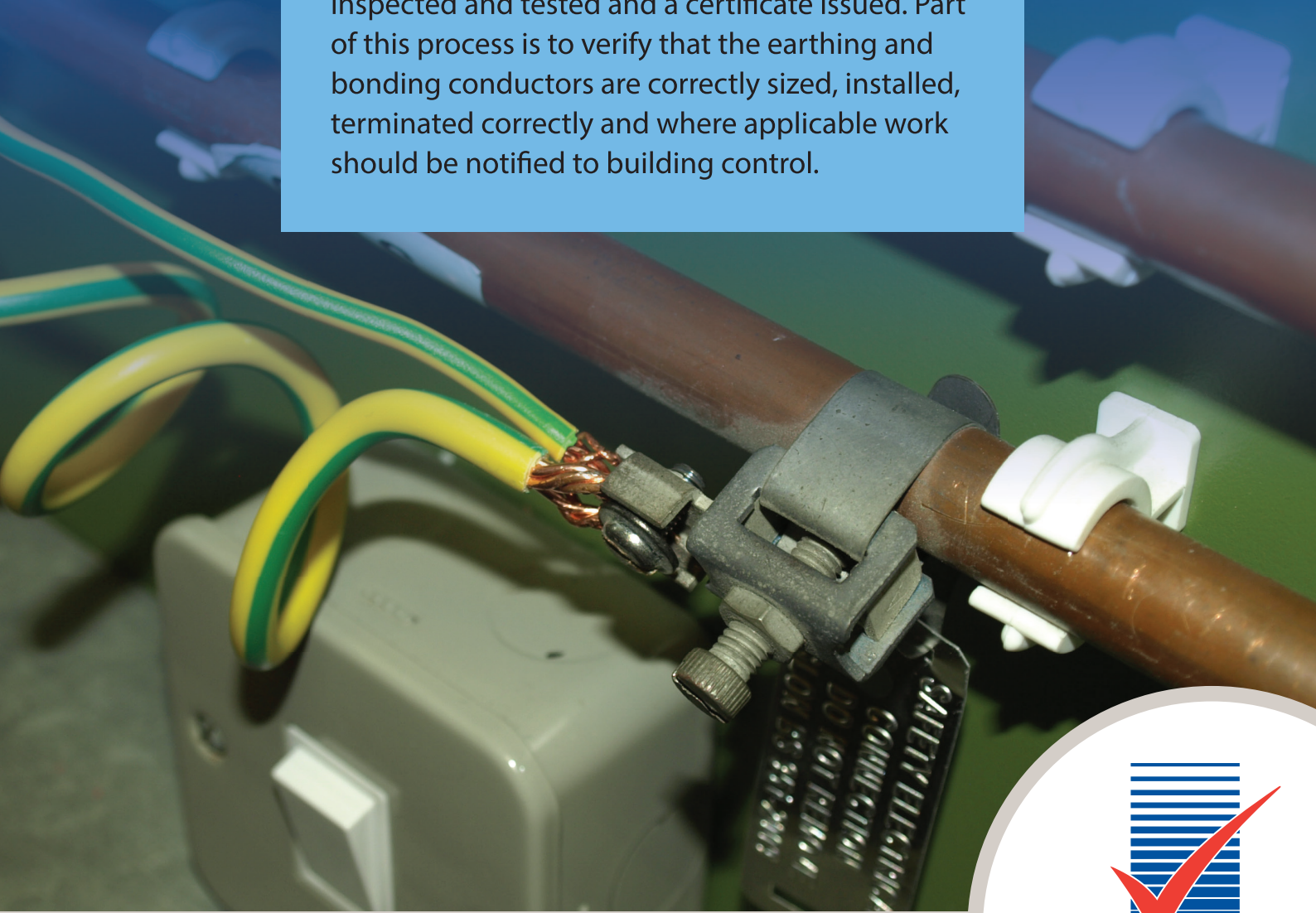


# Why on earth does my bonding need checking?

Have you decided to have additional electrical socket outlets, new lighting points, a new circuit installed (such as an electric shower) or any alterations to electrical circuits in your home? If so a NAPIT registered electrician is required, prior to starting work, to verify the earthing and protective bonding arrangements are adequate.

After completion of the electrical installation work no matter how small the job, the work shall be inspected and tested and a certificate issued. Part of this process is to verify that the earthing and bonding conductors are correctly sized, installed, terminated correctly and where applicable work should be notified to building control.



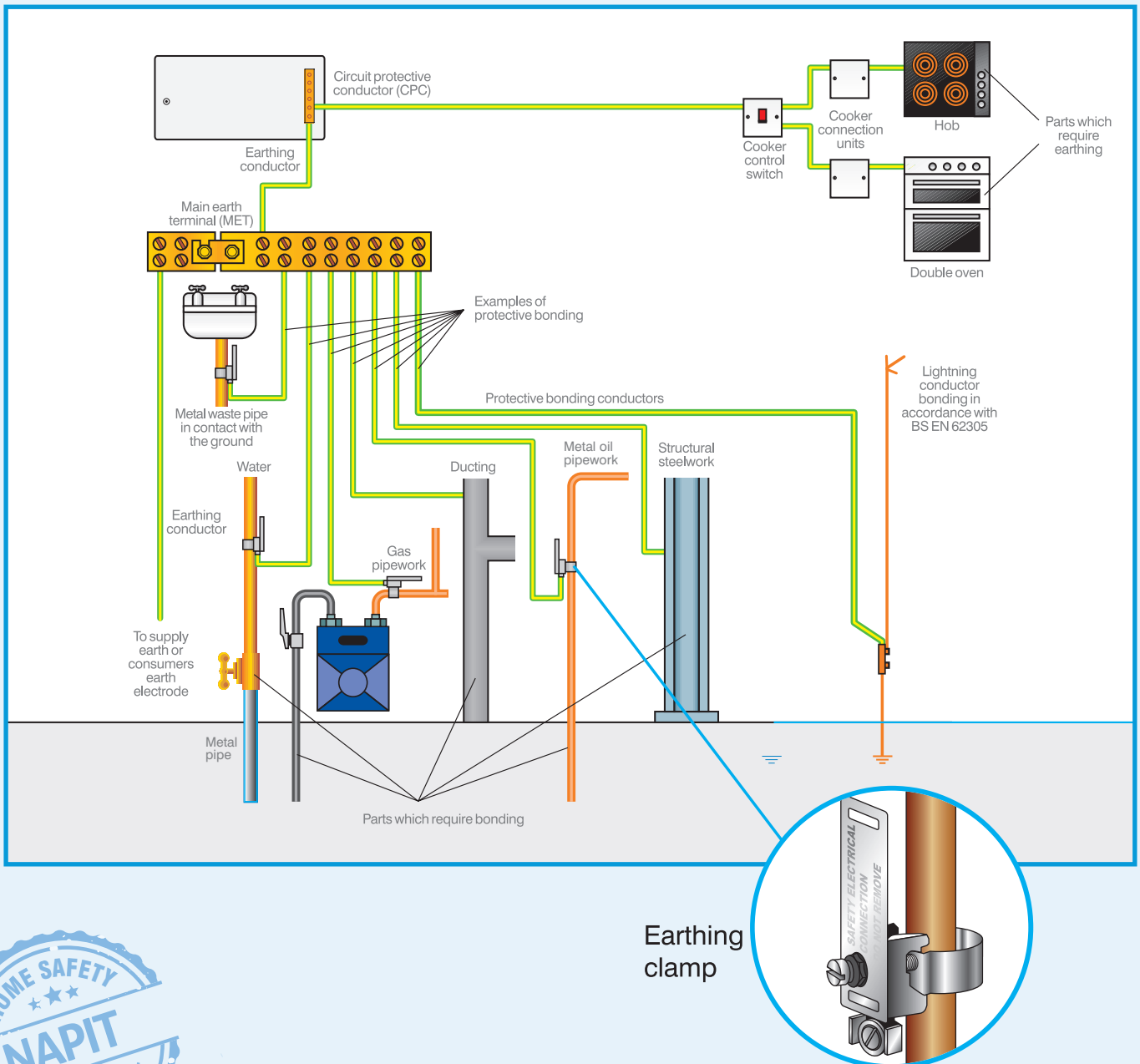
# Earthing and bonding explained

Earthing is used to protect people from the risk of electric shock. If the earthing arrangements within your electrical installation were defective or inadequate, you could receive an electric shock from the equipment or appliance metal casing.

The purpose of earthing is to provide a path for electric fault current to flow safely to earth to enable the circuit breaker or fuse to operate.

Bonding is the connection of the incoming metal gas and water pipes and other metal work to the main installation earthing terminal and is vital for your protection from electric shock.

In a correctly earthed installation, any appliance or equipment developing a fault to the metal casing, will be quickly disconnected by the operation of the circuit fuse or circuit breaker.



# Supplementary bonding explained

Supplementary bonding is often found in bathrooms or any other room containing a bath or shower.

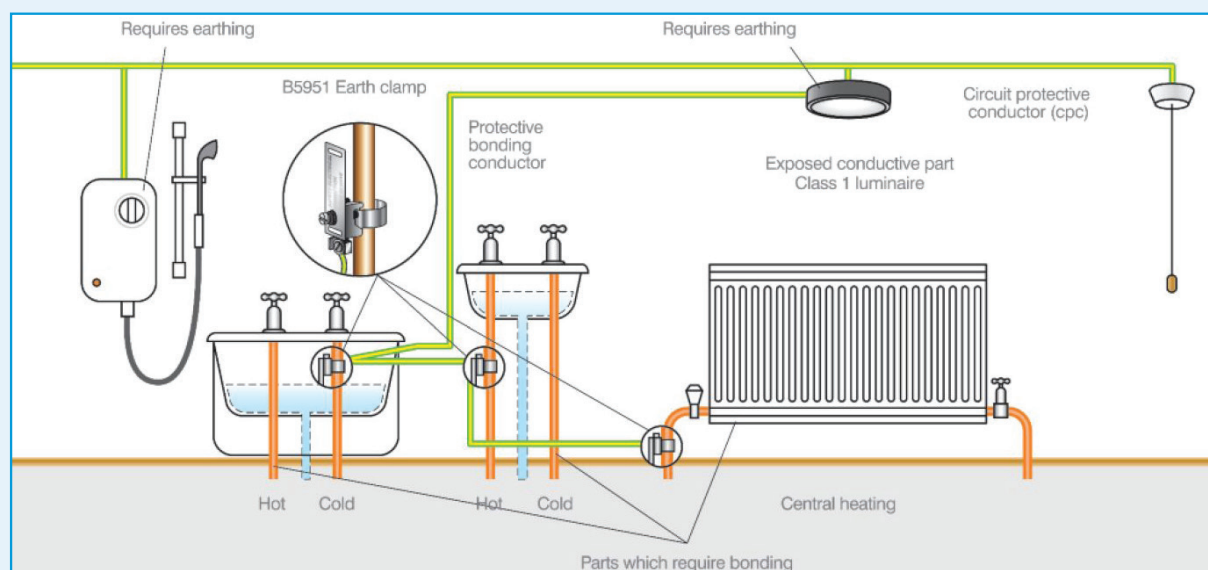
This is to reduce the risk of electric shock where people may touch two separate metal parts, such as radiators and water pipes, when an electrical fault occurs in the electrical installation.

In these locations supplementary protective bonding conductors connect together the circuit protective conductors of electrical equipment e.g. electric shower to hot and cold metal water pipes and any metal radiators or towel rails.

As illustrated this arrangement was common on installations up to June 30th 2008. With the introduction of new IET Wiring Regulations BS7671 (2008), after this date the need for supplementary bonding may be omitted (see regulation 701.415.2 below), as all electrical installations in rooms containing a new bath or shower now need to have their circuits additionally protected by a Residual Current Device (RCD) and all required main protective bonding in place.

For example:

- (i) all final circuits of the location comply with the requirements for automatic disconnection in accordance with 411.3.2;
- (ii) all final circuits of the location have additional protection by means of an RCD in accordance with 701.411.3.3; and
- (iii) all extraneous-conductive-parts of the location are effectively connected to the protective



## Earthing Conductor

A protective conductor connecting the main earthing terminal of an installation to an earth electrode or other means of earthing.

## Circuit Protective Conductor (CPC)

A protective conductor connecting exposed conducting parts of equipment to the main earthing terminal.

## Protective Bonding Conductor

Protective conductor provided for protective equipotential bonding.

## Residual Current Device

A protective device which operates when an earth fault is detected.

## Earth

The conductive mass of the earth, whose electric potential at any point is conventionally taken as zero.



## What do I need to do?

Correctly installed earthing and bonding can protect you from the risk of electrocution and fire caused by faulty equipment or appliances.

A NAPIT registered electrician can advise you on whether your earthing and bonding installation requires improvements to maintain your safety in the event of an electrical fault occurring.



**Your local  
NAPIT Registered  
Electrician is**

**To find your nearest qualified registered  
tradesperson visit [www.napit.org.uk](http://www.napit.org.uk)**

**[info@napit.org.uk](mailto:info@napit.org.uk) 0345 543 0330**

