

THE

# MOTHER OF ALL

Newsletter of the Arizona Desert Weavers & Spinners Guild, Inc.

February 2024

Volume 52, Issue 5

## *From the President Desk Caroline Yeryomenko*

[adwsg.president@gmail.com](mailto:adwsg.president@gmail.com)

I am already looking forward to our next meeting! I can't think of a better way to spend a Saturday morning—I so much enjoy talking to everyone, snacking, and getting to know the incredible artists who have been our speakers this year. This month Nikyle Begay inspired me. I could see all of the love Nikyle has for their art, for Navajo weaving traditions, and for their sheep.

Please consider applying for our Education Grant this Spring. Mary Tangen-Giger was our grant winner last year, and she has had an amazing year refining her drop-spindling skills. We would be happy to fund your next workshop adventure in fiber arts. Here is a link to the application for our Education Grant: <https://adwsg.org/guild-forms> We will be considering the applications in two months in April, and we would love to receive yours!

Our elections are coming up in April. Please consider joining the incredible team that is our Board of Directors and Executive Board. Be expecting to receive a phone call soon from our guild's fabulous nominating committee (or to sit on the committee!).

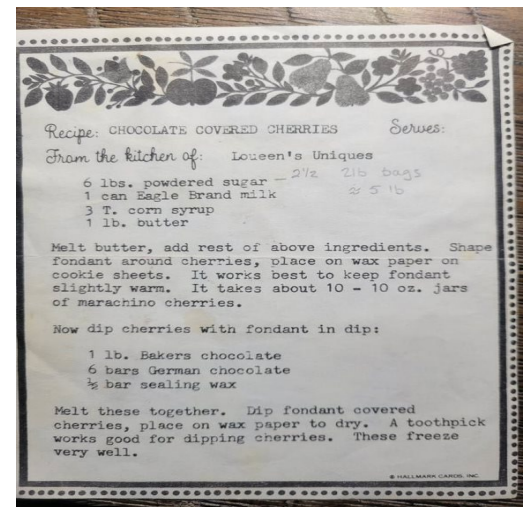
Thank you, Mary Rooney for these recipes, Chocolate Covered Cherries from January's snack table, and an amazingly easy Cheese Ball she brought in December. Mary's mom has been making Chocolate Covered Cherries for as long as she can remember. Here is her original recipe, and Mary's explanation follows:

### Chocolate Covered Cherries

(from my mom's kitchen and made for over 60 years!)

The photo shows my mom's recipe she typed up for a mail order thing she did for a while. But I will relate my adapted recipe. (I don't know about adding Sealing Wax to the chocolate to eat! I have heard it adds shine, but I don't use it. :))

- 1 C. Butter
- 1 Can Eagle Brand Sweetened Condensed Milk
- 3 Tbsp Light Corn Syrup



**From the President Desk**  
**Caroline Yeryomenko**

[adwsg.president@gmail.com](mailto:adwsg.president@gmail.com)

2-3 Lbs Powdered Sugar

About 200 Maraschino Cherries --large with stems (I usually get a 74 oz jar from Smart & Final)

Chocolate for dipping: I get many bars and mix all flavors (Dark chocolate, Baker's Chocolate, German Chocolate, unsweetened chocolate--Melting discs. I don't use chocolate chips or much milk chocolate. The better quality, the better!)

Set up:

Drain the cherries so they get fairly dry. Place wax paper on several baking sheets.

Melt butter then stir in liquids. Add powdered sugar slowly stirring and heating on very low heat. It will become a kind of sticky fondant. I have written myself a sticky note on the recipe that says "Fondant will try and trick you! Use NO MORE than 3 lbs of sugar, it will thicken as it cools." But maybe the original recipe is correct and it would be better to use more--up to 6 lbs?!

Take some of the warm fondant and put in a separate small bowl.

Take about a spoonful of fondant in your hands and roll into a ball, then flatten to a thin paste. Wrap the fondant around the dry-ish cherry. Continue wrapping the cherries until all are covered and sitting on the wax paper. If you need to, lightly reheat the fondant if it gets too crumbly. (There is a bit of a learning curve here--I still have not mastered the consistency)

I have a small crockpot that I heat my chocolate in, but a double boiler will work. Don't heat it too fast or it will get past a liquid dipping stage and start to crystallize. Stir often. When it is melted, take the cherries by the stem and dip into the chocolate. Place back on the wax paper. Toothpicks or a spoon can help dip cherries that might not have a stem. Let the chocolate set, then store in airtight container. They freeze well! Enjoy! I try and make these every year, so if anyone wants to have a dipping party next year, let me know! It is quite a process but so yummy and great for gift giving!

Mary's Cheese Ball

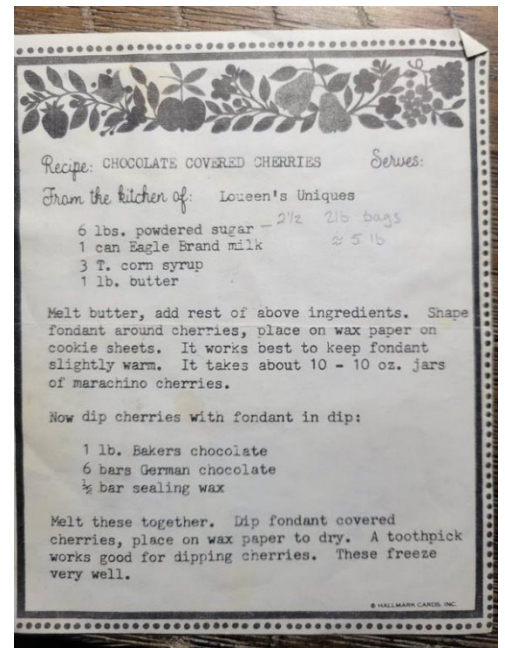
- 1 8 oz pkg Philly Cream Cheese, softened
- 1 pkg Budding sandwich ham, chopped
- 1 bunch Green onions, chopped
- 1 Tbsp Dried Chives, or Italian Seasoning

(I double this recipe)

Put all ingredients in Food processor and run until well blended. Take the mixture out of the processor and place on saran wrap. Use the wrap to form a ball. You can roll the ball in chopped nuts if you like. I did not do that step when I brought it to the Guild meeting.

Happy Valentine's Day!

*Caroline, President*



**FEBRUARY 3RD**

## **Velvet Dishon Lace Knitting**

Our own Velvet Dishon will be our presenter for the February meeting. She will review her preference of the three types of shawl lace traditions - Shetland, Estonia, Orenburg Lace - the similarities and key differences. She will talk about the basics of chart reading, making charts user friendly, needle selection, adding beads and more!!

### **Demonstrations**

**Jody Dozer**

[adwsg.demonstrations@gmail.com](mailto:adwsg.demonstrations@gmail.com)

March is a busy month, especially the first weekend. The first Saturday is our meeting but also the Glendale Folk and Hayden Ferry Days Festivals are the first weekend in March. Last year we had great responses from our demonstrators at both festivals. We are in need of two teams of demonstrators, one on the East side and one on the West side. Not all details are worked out yet, but we are planning demonstrations for Sunday March 3rd. If you are interested in demonstrating at either of these events please contact Jody.

### **LIBRARY**

**Beki Welsch**

[adwsg.librarian@gmail.com](mailto:adwsg.librarian@gmail.com)

The new books this month include some topics not previously included in our library. These are ***Weaving on Gourds*** by Marianne Barnes and ***Weaving with Wire: Creating Woven Metal Fabric*** by Christine Miller. Also added to our collection is ***Natural Color: Vibrant Plant Dye Projects for Your Home and Wardrobe*** by Sasha Duerr, and ***The Art of Tapestry Weaving*** by Mezoff.

I am always open to suggestions for purchases. The money for these purchases comes from the sale of duplicate and unneeded books available each month at our meeting. Check out the offerings on meeting days.

## WAYS & MEANS

Mary Tangen-Giger

[adwsg.waysandmeans@gmail.com](mailto:adwsg.waysandmeans@gmail.com)

We would like to extend a big 'Thank you' to all that bought raffle tickets for the January raffle. It is so fun to plan our selections for you but the raffle would not be a success without Guild members participating! We look forward to more fun items in February!

We will return to the regular raffle format in February.

We look forward to seeing everyone again!

Mary, Lauren, and Sue

Available for rental:

Loom- Baby Wolf 4H, 6T - 10, 12 dent reed

Warping Board

Spinning Wheels - Ashford Traditional single treadle, Louet S-10 single treadle

Fricke Drum Carder.

Rentals are available for Guild members. Fee is \$20 per month plus refundable deposit.

Best Regards,

Mary Tangen-Giger, Lauren Goldfish and Sue Garber

## ADWSG

### EDUCATIONAL GRANT APPLICATION

Our Guild offers an educational grant of \$250 to a member who would like to explore a new skill or further develop a skill of a fiber related craft. You may use the grant award for workshop fees or materials, **and for fiber festival classes like the AZ Fiber Festival which will be held in Camp Verde April 5-7, 2024.**

Please submit a written application outlining your area of study and how you will use the grant. The recipient will be required to share their newly learned or improved skill with the membership at a Guild meeting the following year.

This is a great opportunity for the participating member as well as the Guild. The recipient of the educational grant is chosen in March, and that's only a few weeks away.

The application form is available on our website under the Library tab (<https://adwsg.org/library>) and can be filled out online. Please submit your application to our President, Caroline Yeryomenko by emailing to [adwsg.president@gmail.com](mailto:adwsg.president@gmail.com) by **March 1st**. For questions, please contact any board member.

## MEMBERSHIP

Trish Boone

[adwsg.membership@gmail.com](mailto:adwsg.membership@gmail.com)

Welcome to our new members, Beth Olive, Tina Fuller, Anne Curzon, Casey Cohill and Sharon Larsen. We are happy you found us! This brings our registered members up to 93 so we continue to grow. Love it!

Name tags are available at the membership table by the door at the meeting. You can either take it with you or return it to the box for the next meeting. If yours has gone missing, please let me know and I can print you another one. Please pick up a 75<sup>th</sup> Anniversary tote bag as well at the membership table. We have quite a few left and would love to get them distributed to anyone who wants one.

Looking forward to seeing you at our next meeting in February!  
Trish Boone, Membership Co-chair

## FEDERATION

Helene Hall

[adwsg.federation@gmail.com](mailto:adwsg.federation@gmail.com)

AZ FEDERATION MEETING  
January 13, 2024

A majority of the meeting was focused on the upcoming AZ Fiber Festival, in Camp Verde in April. Several classes are filling up, so if you are planning to attend please register as soon as possible. Classes without the minimum registration will be canceled. "Rack Cards" will be sent out with information for the event in the next several weeks. It would be helpful to distribute them where fiber people would see them (demonstrations/yarn or fabric stores/libraries, etc).

Volunteers will be needed both for the festival in general and for the guild. There will be a link on the Federation website to sign up for a 2 hour slot. Also, demonstrators are needed.

Please consider helping out in some way. Check [AZFED.org](http://AZFED.org) for more information.


Bylaws are being updated. I will have copies of them at the February meeting for anyone who would like to review them.

Respectfully,


Helene Couture-Hall



**Kantha Embroidery**



**Shibori Dyeing**



**Kumihimo**




**APRIL 5-7, 2024 • Camp Verde  
Workshops • Vendors • Guild Displays**


[www.azfed.org](http://www.azfed.org)

**STILL OPENINGS IN THESE  
AND OTHER WORKSHOPS**


**REGISTER NOW!**



**Teneriffe Gourd Weaving**



**Spinning Dyed Top**



**Wet & Needle Felting**



**Viking Knit**







Learn to Weave



Learn to Spin



Learn to Weave  
Rigid Heddle



APRIL 5-7, 2024 • Camp Verde  
Workshops • Vendors • Guild Displays

[www.azfed.org](http://www.azfed.org)

STILL OPENINGS IN THESE  
AND OTHER WORKSHOPS

REGISTER NOW!



Discharge Dyeing



Wire Knitting



Ribbon Basket



Needle Felting



Rigid Heddle  
Smorgasbord



COTTON CLOUDS



## RUG HOOKING

Collyer Ekholm

Guild members who hook rugs will be meeting in the afternoon after the monthly meeting at the Northtown center. We plan to hook rugs, eat our lunch and talk. We would be happy to teach anyone interested how to do rug hooking. It doesn't take long to learn-the shops on the east coast that sell rug hooking supplies claim that it can be done in 5 minutes!

## LOOSE ENDS PROJECT

[www.looseendsproject.org](http://www.looseendsproject.org)

Loose ends aims to ease grief, create community, and inspire generosity by matching volunteer handwork finishers with project people have left unfinished due to death or disability.

## ANDEAN TEXTILE ARTS

[vmatglenn@me.com](mailto:vmatglenn@me.com)

Andean Textile Arts supports weavers in the Andes. My trip to Peru at the end of 2022 (and the one in 2010) were both done thru ATA. They're now going into Bolivia and Ecuador. Here's some information about their upcoming tours.

Travel Tours

[andeantextilearts.org](http://andeantextilearts.org)



Feel free to contact me ([vmatglenn@me.com](mailto:vmatglenn@me.com) or 530-545-9424) if you have any questions about ATA or the tours. Virginia Glenn



## OFFICERS FOR 2023-2024

President	Caroline Yeryomenko	<a href="mailto:adwsg.president@gmail.com">adwsg.president@gmail.com</a>
Vice President Programs	Sue Garber	<a href="mailto:adwsg.programs@gmail.com">adwsg.programs@gmail.com</a>
Vice President Workshops	Roberta Perpich	<a href="mailto:adwsg.workshops@gmail.com">adwsg.workshops@gmail.com</a>
Treasurer	Sue Carneal	<a href="mailto:adwsg.treasurer@gmail.com">adwsg.treasurer@gmail.com</a>
Secretary	Roxanne Eklund	<a href="mailto:adwsg.secretary@gmail.com">adwsg.secretary@gmail.com</a>

## COMMITTEE CHAIRS FOR 2023-2024

Demonstrations/Publicity	Jody Dozer	<a href="mailto:adwsg.demonstrations@gmail.com">adwsg.demonstrations@gmail.com</a>
Federation Representative	Helene Hall	<a href="mailto:adwsg.federation@gmail.com">adwsg.federation@gmail.com</a>
Historian	Vacant	<a href="mailto:adwsg.historian@gmail.com">adwsg.historian@gmail.com</a>
Hospitality	Julie Cattaneo	<a href="mailto:adwsg.hospitality@gmail.com">adwsg.hospitality@gmail.com</a>
Interest Groups		
Spinning/Fiber Group	Paula Rudnick	<a href="mailto:adwsg.fibergroup@gmail.com">adwsg.fibergroup@gmail.com</a>
Wonderful Weavers	Ann Ormiston	<a href="mailto:adwsg.weavinggroup@gmail.com">adwsg.weavinggroup@gmail.com</a>
In Person Spinning Group	Nancy Moore	<a href="mailto:rayandnancy@comcast.net">rayandnancy@comcast.net</a>
Librarian	Beki Welsch	<a href="mailto:adwsg.librarian@gmail.com">adwsg.librarian@gmail.com</a>
Membership	Trish Boone	<a href="mailto:adwsg.membership@gmail.com">adwsg.membership@gmail.com</a>
Membership Assistant	Elaine Rowles	
Newsletter Editor	Ann Ormiston	<a href="mailto:adwsg.editor@gmail.com">adwsg.editor@gmail.com</a>
75 <sup>TH</sup> Anniversary	Sue Carneal	<a href="mailto:adwsg.anniversary@gmail.com">adwsg.anniversary@gmail.com</a>
Ways & Means	Mary Tangen-Giger	<a href="mailto:adwsg.waysandmeans@gmail.com">adwsg.waysandmeans@gmail.com</a>
Ways & Means Assistant	Lauren Goldfish	
Web Site	Anna Akridge	<a href="mailto:adwsg.webmaster@gmail.com">adwsg.webmaster@gmail.com</a>

### Next Meeting:

February 3rd will be in person and on Zoom

At

Northtown Community Center

Meeting starts at 10 am

### MOA Submission Deadline

The 15<sup>th</sup> of each month  
September through May

[adwsg.editor@gmail.com](mailto:adwsg.editor@gmail.com)

## INTEREST GROUPS

### **SPINNING/FIBER GROUP**

Meets the third Wednesday of the month (all year long). FOR THE PRESENT TIME WE ARE MEETING ON ZOOM-(please be sure you are on the group email list so you get the email invite) We love to chat, learn what events are happening online, see what everyone is working on, and exchange ideas and get help with questions or problems we might be having with our projects. Our Zoom starts at 9:30---so join us and start chatting.

The group chair is **Paula Rudnick** - [adwsg.fibergroup@gmail.com](mailto:adwsg.fibergroup@gmail.com)

### **WONDERFUL WEAVERS STUDY GROUP**

Currently Meeting as a ZOOM Group - Meets the Third Sunday of each month, all year long. Currently we are meeting from 1:30 pm to 3:30 pm as a Zoom Group. We discuss Hand Weaving structures, ideas, problems, and solutions and enjoy our show and tell. Come and join our group. The group chair is **Ann Ormiston** [adwsg.weavinggroup@gmail.com](mailto:adwsg.weavinggroup@gmail.com)

### **THE DROP IN SPINNERS GROUP**

The Drop In Spinners meet at the North Town Center 2202 E Waltann Ln, Phoenix on the 4th Thursday of each month from 10:00 to 2:00 pm. From the front door, proceed to the library in the far back left corner. Everyone is welcome to attend. Anyone with an interest in spinning may join in, even if you are currently working on something else. The group chair is Nancy Moore [rayandnancy@comcast.net](mailto:rayandnancy@comcast.net)

### ADWSG WEBSITE

<http://www.adwsg.org>

Follow us on

[FACEBOOK](#)

Join Us for Our Monthly Meetings:

10 am In Person

Northtown Community Center 2202 E.  
Waltann Lane,

Phoenix, AZ

Doors Open at 9 am

Come Early and Mingle!

MARK YOUR CALENDARS

**February 3, 2024**

March 2, 2024

April 13, 2024

May 4, 2024

**BRING YOUR OWN CUP**

Thank you for bringing your reusable cups,  
mugs, and utensils to the meetings.

Let us take care of Our Earth

**JANUARY 2024 ROC DAY PICTURES**




**CLASSIFIED**



## **Larrys Fiber Tools**

Handcrafted of the finest Wood:  
Hand Spindles, Niddy Noddys,  
Nostepinnes and more –  
[larrysfibertools@gmail.com](mailto:larrysfibertools@gmail.com)  
[larrysfibertools.etsy.com](http://larrysfibertools.etsy.com)

**Did you know - Classified Ads are free to current ADWSG Members - Just send your ad to [adwsg.editor@gmail.com](mailto:adwsg.editor@gmail.com) And it will be included in the next MOA**



c/o Ann Ormiston

PO Box 1037

Waddell, AZ 85355