



# PATCHWORK PRESS

The Newsletter for Durham Trillium Quilters' Guild

April 2020 - Issue 8

Mailing Address: P.O. Box 30575, RPO Stevenson King, Oshawa, ON L1J 8L8

Email Address: [durhamtrilliumqg@yahoo.ca](mailto:durhamtrilliumqg@yahoo.ca)

Web Site: [www.durhamtrilliumquiltersguild.ca](http://www.durhamtrilliumquiltersguild.ca)

## PRESIDENT'S MESSAGE – Sharon M.

Hello fellow quilters, I hope everyone is staying home as much as possible and complying with the everyday actions we can all do to help prevent the spread of germs that cause respiratory illnesses like Covid-19.

The guild will not be meeting at the church or the retirement home until further notice, to be in compliance with health authority/government guidelines. However, as you have read from the email sent out, Laura has offered to conduct virtual meetings for us. This will happen at no cost to the guild as the company that Laura works with us has given her permission to use their account. This is great way for us to stay connected.

Unfortunately, the Elim Lodge retreat is also cancelled. The Sew day scheduled in May will more than likely be cancelled as well. You will be informed as soon as that decision is made. I sure you are disappointed, but the guild will be following the guidelines set by the health and government authorities.

Recruiting for a new executive and convenors is ongoing. We need our members to step up and help so we can start planning for next year.

For those members who decide that they want to make cotton face masks, Michael Garron Hospital (MGH) in Toronto is the only local hospital so far that is requesting homemade face masks. They are distributing these masks to visitors allowed in the hospital, discharged patients returning to the community and to members of the public to help reduce the spread. If you are looking for a pattern, Missouri Star Co, Jenny Doan has an easy pattern and a You Tube video that you can watch. There is also an interest in cotton bags that the medical staff can use to carry their scrubs and shoes home after a shift. A bag about 17 x 19 with a handle would be a good size. Daryl of Fabric Spark is collecting and distributing these bags to hospital staff. The guild is happy to share this information with you, but we are not participating as a guild group. The notice from MGH is attached to the end of the newsletter. If you need a bag pattern, I can send a couple of patterns to you but I'm sure you can find a simple bag pattern on You Tube or the internet.

I hope everyone takes advantage of our virtual guild meeting on April 13 at 7pm.  
**STAY SAFE STAY HOME AND PRACTICE SOCIAL DISTANCING!**

**MEETING DATES:** Second Monday of the month. Conflicts due to a holiday (e.g., Thanksgiving) will be determined by the executive each year and communicated to members. They are also on the website.

**LOCATION:** In-person meetings are suspended during COVID-19 physical distancing requirements. Instead, members will be sent an email invitation to a web-based virtual meeting.

**VIRTUAL MEETING TIME:** Meeting begins at 7:00 pm. Login will be available starting at 6:50 pm. Information on the virtual meeting will be sent via an email invitation, and is only open to members (to limit #s to ensure that all members are able to log in).



Should the weather not co-operate with our plans, we have a procedure in place for all members to receive an email notification of the cancelled meeting by early afternoon of the meeting date. We will also alert the local radio stations, and our members that do not have email will receive a call. A cancellation will also be posted on our website. As always, use your own judgment when deciding if you should venture out on the roads to join in the fun of our monthly meetings.

### EXECUTIVE MEETING DATES

Our executive meetings will not be held in person during the COVID-19 Physical Distancing requirements. Instead, virtual meetings will be held. If you wish to attend the May executive meeting, please send an email to the guild asking for an invitation to the virtual executive meeting.

### SUNSHINE – Steven B.

If you know of a Guild member who needs a little “sunshine” by way of best wishes or words of encouragement, please let a member of the Executive know. A card will be sent on behalf of the Guild membership.

### RETREATS AND WORKSHOPS – Kate H. & Holly P.

#### Spring Retreat – Elim Lodge – April 16-19, 2020 - CANCELLED



Unfortunately, the Spring Retreat (Elim Lodge. April 16-19, 2020) has been cancelled due to the COVID-19 physical distancing requirements.

Refunds are being processed.

#### Workshop - Machine Quilting with Rulers – May 23 – \$60.00



We have not formally cancelled this workshop, but it is looking like it might be. People who have signed up will be informed if the workshop ends up being cancelled.

Have you ever wanted to learn to use rulers for machine quilting? Do you have the ruler foot? Rulers? Still in the package?? I feel your pain. Have no fear, this class is for you! Here's your chance to learn from one of the best in the area, Tammy Murphy from Quilters' Cupboard. Sign up at the March meeting. **NOTE: a ruler foot for your machine is required.** Please contact your local machine retailer for assistance. If you don't have the foot for the class, you will not be able to participate. This is a technique class. **Class price includes lunch!**

### Upcoming Events

Mark your calendars for the following upcoming events:

- Stay at Home – Fall Retreat (NEW) – the German Club – October 2 – 4, 2020
- Fall Retreat at Elim Lodge – November 5 – 8, 2020

Note that only members can attend so you will need to be a member next year to participate! Information on how to sign up for these retreats will be included in the next newsletter.

### WEBSITE – Laura B.

Our website continues to run at <http://www.durhamtrilliumquiltersguild.ca>. Please note that the main page of the website will be updated if a meeting is cancelled due to weather. If there are any updates or corrections required on the website, please contact Laura B. through the Guild's e-mail.

**PAST PRESIDENT – Lyne M.**

**Recruiting New Executive!**

As we think of the days when we will be able to meet as a group again, let's think about getting involved! The Executive Committee of the DTQG is an integral part of its success - why not be part of it?? Here's an update of open positions for the 2020/21 guild year (note that full descriptions of positions can be found in the March Newsletter available at our website):

Potentially filled positions:

- Treasurer - Maureen E. is stepping up to this post for a second time after a short sabbatical. Thank you!
- Library - Maria S. would love to be our Librarian, however, help is needed. An Assistant is key! Let's keep our library going. Great way to get involved Maria!
- Block of the Month will be back next year thanks to Kate H. She's excited to bring in a new program.
- Diana S. signed-up at our last meeting to be the Membership Assistant. Thank you Diana for actually using the sign-up posters from last meeting and becoming part of the Executive team!
- Holly P. is very happy to organize our Retreats, however, we need someone to coordinate Workshops and Sew Days. Will that be you? Without that person, our group sewing will be limited to retreats. Thank you Holly for stepping back into this important role.

Vacant positions:

- Vice President
- Newsletter
- Program
- Social
- Community Outreach



All positions are very important, however, this past year, we have had our meetings without a Social Committee. Some will say they missed this aspect of our meeting. If you miss it, why not get involved? The other open positions are integral parts of our Guild and our raison d'être. Without these in place, our Guild will not be operating optimally. It is important to note that with the cancelled 2019/20 meetings, speakers have been rescheduled for the fall and the new Program Coordinator will step into this position with half the meetings already planned! Come on! Doesn't that make it that much appealing?!?

If you are interested or have any questions on the above, please contact Lyne M., Debbie K., or Maria S. Also, the members who are in the positions currently are a great resource to answer your questions. Stay safe and healthy until we meet in person again,

**EASTER EGG – Laura B.**

Without an in-person meeting for April, we cannot hide a basket. Instead, we will have a virtual hunt for an "easter egg". The challenge: Between 12:01 am on April 10<sup>th</sup> and 11:59 pm on April 12<sup>th</sup>, go to our website and search for the egg-related image. If you find it, click on it to send us an email to a surprise email account, to be entered into the challenge. The prize: a spring-themed digital pattern!

**FABRIC EXCHANGE – Pam T.**

Due to cancellation of the in-person meetings for April and May, the fabric exchange program has been put on hold. The program will resume at our next in-person meeting. Please stay tuned to the newsletter for updates.

**LIBRARY – Sandy M.**

All books and magazines must be returned to the Library so an inventory can be performed. This is normally done after the June meeting. Please be sure to bring back books at our next in-person meeting. Here is a list of outstanding books and magazines. Please check your sewing rooms and reading materials!

**Borrowed: March 2019:**

Supersize 'Em, 22 projects from Oversized Blocks	
--	--

**Borrowed: January 2020:**

Easy Peasy – 3 Yard Quilts	Fast & Fun – 3 Yard Quilts
Simple Graces	Free Motion Quilting Made Easy

**Borrowed: February 2020:**

Ruler Work Quilting	No Scrap Left Behind
Scrappy & Happy Quilts	Make It, Take It

**Borrowed: March 2020:**

Simple Friendships	Modern Quilt Magic
Free Motion Meandering	Jelly Roll Quilts in a Weekend
Machine Quilting – A Primer of Techniques	Big Book of TableToppers
Sisterhood of Scraps	Charm School
WALK	Jelly Filled – 18 Quilts from 2 ½” strips
I Believe	Quilt As You go Made Modern
Wool, Needle & Thread	Quilting Dot to Dot
Adventures in Leaders and Enders	Quilt Improv
Urban and Amish	Sister Sampler Quilts
McCalls Quilting – March/April 2020	McCalls Quilting – Sept/Oct 2019
McCalls Quilting – Jan/Feb 2019	The Canadian Quilter – Winter 2019
The Canadian Quilter – Summer 2019	Love of Quilting – Sept/Oct 2019
Love of Quilting – Mar/Apr 2020	Block Magazine – Early Winter 2017

**MEMBERSHIP – Patricia K.**

This has been an exciting year of many returning faces and 18 new faces! The permanent badges came in last month. Ann C. & Donna Mc. did not pick up their temporary badges so you do not need to return these badges in order to get your permanent badge. The following people will need to see me at our next physical meeting with their temporary badge to exchange for their permanent badge: Jennifer H., Janet H., Diana H., Susan Mc., Laura P., & Melissa L.

Our membership year is winding down and it is time to renew your membership. On the DTQG website there is an updated membership form that you can print off, complete and sign. Due to Covid-19 restrictions, I would encourage you to e-transfer your membership dues which remain at \$40.00 for the year & mail or email your renewal form. After May 1<sup>st</sup>, please send the e-transfer payment to [dtqguild@gmail.com](mailto:dtqguild@gmail.com) (this will be the new guild email for next year – if before May 1, please use current email). Our membership year commences July 1<sup>st</sup>, 2020 and ends June 30<sup>th</sup>, 2021. Your name will be entered into an Early Bird draw for a complimentary 2020-2021 Guild membership if your form is received by June 30<sup>th</sup>, 2020.

**NEWSLETTER – Laura B.**

The newsletter is made available on the website 1 week before each meeting and since they are on line, they do not contain last names or personal information. Each year, members are sent a membership list to allow direct contact of a member. If you did not receive the list or the member had not registered by the time it was sent, you can email the Guild and we will do our best to pass along the message to the member.

**COMMUNITY OUTREACH**

**CUDDLE QUILT PROGRAM – Laura F., Sherry F., Sandra F., Linda W.**

At the March meeting, we had 31 finished quilts returned. Thank you Linda W. (10), Sharron C. (10), Sandra F. (2), Cheryl L. (2), Carolyn L. (2), Janet H., Lina S., Sharon M., Steven B. and Lyne M. We had 7 pieced tops returned. Thank you to Linda W., Diane D., Carol M., Steven B., Janet H., Margaret S. and Sandy M. Thank you to Linda W., Kari B., Maria S., Diana S. and Jana B. for binding 8 quilts. Don't forget that all pieced quilt tops, finished quilts, walker bags and mittens are eligible for the draw at the end of the meeting. March's winner was Sharron C.

On a special note, we received a thank you note from Margaret and Laurie J. who are the grandparents of Jaxon, a Humboldt Bronco. "The quilt brings us joy in remembering our grandson Jaxon and the too short but wonderful years we had with him. Thank you all for helping us in our remembrance and now healing process. Best wishes to all and thanks again."

We hope that everyone is staying safe in this difficult time and are looking forward to the time when we can see everyone in person.

**DONATION QUILTS – Dorothy M.**

If you wish a quilt for a raffle or silent auction for your organization in the Durham region, we have a few on hand. I have the forms to send you to apply. See photos below.



Size 60" x 78"  
Value \$400.00



Size 66" x 72"  
Value \$375.00

**SHOW AND SHARE – Anne M. & Jean K.**

For the April meeting, we will have a virtual version of the show and share. Please send photos of your display quilts by email to the guild ([durhamtrilliumqg@yahoo.ca](mailto:durhamtrilliumqg@yahoo.ca)). Please state your name and a short story about the quilt if you want such to be shared. Email entries must be received by Thursday April 9<sup>th</sup> to be able to be put into the presentation for the on-line meeting.

**MORALE OFFICER – Jacqueline H.**



In this time of physical distancing and staying home for protection from the COVID-19 virus, we may need some assistance to stay up beat! Jacqueline H. has volunteered to be our Morale Officer during this time. She will give ideas and support on every topic under the sun. They may come in the form of a link to a project or video, or just a written message to bring our members together in this challenging time. We will change up the message weekly so stay tuned for fresh ideas/contests and fun that will be added to the guild website every Sunday Night. Check it out!

## FABRIC BASKET – Jacqueline H. & Retta H.

### **Top 5 things to do in your quilt room to reduce your SCRAP stash!**

- #5 Dig out your teeny tiny scraps (< hand size) and set them aside as dog blanket stuffing for the Humane Society. You can cut them really small yourself and put them inside a pillowcase, and just sew up the end of the pillowcase for the dog bed. (NOTE: in case the dog gets it open and eats some of the fabric, pieces should be no longer than 3” to avoid gastrointestinal complications)
- #4 Go through fabric that hasn't been sorted into the proper bin yet. Take any that that doesn't make your heart sing AND is **the size of your hand or bigger** ... and put it aside to give to the fabric basket the next time we meet.
- #3 Go through your stash... bin by bin... shelf by shelf... box by box... and take out what doesn't make your heart sing. Set it aside... you can AUDITION it to see if you can let it go. Place it next to your guild bag. If once we are able to re-convene as a guild you still feel you are able to part with it, bring it along to the fabric basket.
- #2 Take a good cursory look around your quilting room. What would it look like through the eyes of someone who doesn't know you? Is it an inviting space? Or does it need some work? Are there scraps of fabric sitting on stools, or the backs of chairs that need to make its way to the guild scrap basket? Put it aside with the fabric you have set aside to AUDITION in step 3.
- #1 Breathe. Smile. Breathe again. Look around your uncluttered, sorted, organized room/space of glory.

Now celebrate with a cup of your favourite beverage, oil up your machine, change your needle, and since life has thrown us all scraps! Make Quilts.

If you are cleaning up and wish to donate your scraps immediately (cannot wait until next in-person meeting, whenever that ends up being), Kate H. is willing to be a collection point (front porch drop off). Please contact Kate **BEFORE** dropping your scraps off (see membership listing for her contact info).

## UFO CHALLENGE – Peggy F. & Peggy G

I'm certain you have all been sewing up a storm and have your number 2 UFO project completed. We hope to see pictures of your finished projects on the virtual meeting on the 13th of April. The number for the June project will be drawn at some point during the meeting. Stay happy and healthy.

Please note: for the April meeting, in order to have the virtual display of completed UFO projects, we need you to send in photos of your item(s). Please send photos of your completed UFO projects by email to the guild ([durhamtrilliumqg@yahoo.ca](mailto:durhamtrilliumqg@yahoo.ca)), along with the details of the challenge # finished for each (are they from the 2<sup>nd</sup> draw completed on time or from the first draw, completed late!?). Photos of front and back are needed to qualify for the prize! Email entries must be received by 9 pm on Thursday April 9<sup>th</sup> to guarantee placement into the presentation for the on-line meeting and the draw (sorry for the early deadline).

## 2019 QUILT SHOW – Kate H.

### Threads of Friendship Quilt Show

The Threads of Friendship Quilt Show report was presented and passed by the executive at the February executive meeting. It was presented to the membership at the March guild meeting. If you have any specific questions, please feel free to contact me directly.

The show committee was made up of the following volunteers, Maria S., Joyce P., Lyne M., Diana S., Diane D., Gail L., Kathy D., Gwen V., Laura B., Holly P., Julia S., Cheryl A., Debbie W., Joanne P., Grace R., Angie C., Carol M., Jill M., Linda A., Debbie K., Dorothy M., Angie S., and Kate H.

By all accounts we put on a great show. We had some challenges with a few things, overall, the show was well organized and vendors were happy. We had lots of visitors and you will see it presented later on.

I have included a brief summary of the show details, of course everyone will only look at the last part and the question was did we make money... read on and find out.

**Interesting Information from the front desk...:**

We asked our front desk people to keep track of a few things, as detailed below. They did an excellent job recording. It’s a good thing we had two on the desk at all times. Steven did an amazing job of making everyone feel welcome when they arrived, and keeping track of the visitors. He spent a majority of his time at the show handling the front desk. A job very well done and my thanks for his help.

**Friday**

Time	Advanced Tickets	Women	Men	Kids (under 12)
9:00-10:00	31	29	1	
10:00 - 11:00	8	106	3	
11:00 - 12:00		68	3	
12:00 - 1:00	13	61	2	
1:00 - 2:00	3	47	2	
2:00 - 3:00	4	21	4	2
3:00 - 4:00	0	3	1	
4:00 - 5:00	2	12	0	
5:00 - 6:00	0		0	
<b>Totals</b>	<b>50</b>	<b>347</b>	<b>16</b>	<b>2</b>

Friday, total guests 415, paid at the door 347

**Saturday**

Time	Advanced Tickets	Women	Men	Kids (under 12)
9:00-10:00	6	2	0	16
10:00 - 11:00	6	86	6	5
11:00 - 12:00	2	56	9	2
12:00 - 1:00	1	33	1	0
1:00 - 2:00	7	36	3	2
2:00 - 3:00	1	20	5	0
3:00 - 4:00	2	1	0	
<b>Totals</b>	<b>25</b>	<b>234</b>	<b>24</b>	<b>25</b>

Saturday, total guests 308, paid at the door 234

As you can see, our busiest times are between 10 and 3 pm each day. We’ve never had this type of information before, only speculated. This will be valuable information for the next show.

We did not charge admission for men or children under 12. As always, we felt that was a good decision.

**Overall**, the committee worked very hard and pulled together when it counted. It takes a lot of people working together for a common goal to make this work. I am fortunate to have had that on now three occasions.

The committee is very proud of this show and all their accomplishments. We were simply amazing. I have been blessed by the support of the committee, and the executive over the years. I am grateful for the confidence of the membership of the guild and very thankful to my friends for jumping on board to help.

**The final numbers:**

**Durham Trillium Quilters' Guild  
Threads of Friendship Quilt Show 2019  
Quilt Show Income Statement**

<b>Revenues</b>		<b>Expenses</b>	
Admission	\$4,078.85	Administrative Expenses	\$244.49
Advance Ticket sales	\$670.00	Boutique Expenses	\$1,272.88
Boutique	\$4,396.14	Challenge Expenses	\$208.59
Challenge	\$270.00	Display Expense	\$3,298.32
Tea Room	\$1,984.05	Facility Rental Expense	\$3,652.59
Ticket Pull	\$688.00	Publicity	\$546.00
Treasure Table	\$1,509.90	Tea Room Expenses	\$775.99
Vendors	\$3,775.00	Vendors	\$64.72
<b>Total Revenue</b>	<u>\$17,371.94</u>	<b>Total Expenses</b>	<u>\$10,063.58</u>
<b>Net Profit to the Guild</b>	<u>\$7,308.36</u>		

**PROGRAM – Lina S.**

As we are not holding a physical meeting for April, the speaker has been cancelled and will be rescheduled for the new guild year.

**CHANCE DRAW – Barbara S.**

Chance draw will not operate during web-based meetings. The winner of the March draw won \$47.50.

**“KUDO” TRADITION**

At our monthly meetings, members are invited to share their celebratory or life events with the membership (e.g., the birth of a child or grandchild, a new job, recovery from an illness, etc.). As a “payment” for this, you are asked to choose to bring in a 2 ½” fabric strip of full width of fabric (i.e., 2 ½" x 42"). However, the Kudo tradition will be suspended until in-person meetings resume. In the meantime, why not create a list of Kudos and save up your strips, until that time?!



**MEMBERS CORNER**

The executive would like to remind people to consider local quilt shops before shopping on line. Many of the local stores have either on-line purchasing or are arranging “no contact door pickup” types of shopping. We encourage you to support the local stores before shopping from a distance.

**UPCOMING EVENTS**

To find out about more upcoming quilt shows, visit [www.canadianquilter.com](http://www.canadianquilter.com) and look in the calendar under Events for listings by month and province. Below is a short list of Quilt-related activities in Ontario.

**CANCELLED** ~~April 23-25, 2020~~ – **Piecemakers 2020 Quilt Show** – Huron Perth Quilter’s Guild and The Stonetown Quilter’s Guild, The Pyramid Centre, 317 James St. S., St. Marys ON  
[www.huronperthquiltersguild.com](http://www.huronperthquiltersguild.com) or [www.stonetownquilters.com](http://www.stonetownquilters.com)

April 25, 2020 10-4 – **Quilt Show, Tea and Sale** – East Lake Simcoe Quilters, Trinity United Church, 50 Laidlaw Street N., Cannington ON. Info: 705-426-9126. **No information if this will still be held.**

**POSTPONED** ~~May 1-2, 2020~~ – **Quilts from the Valley** – Rouge Valley Quilters’ Guild, Forest Brook Community Church, 60 Kearney Drive, Ajax ON. [www.rvqg.com](http://www.rvqg.com) **New date yet to be determined.**

**CANCELLED** ~~May 1-2, 2020~~ – **Feelings In Fabric – Quilt Show and Sale** – Kawartha Quiltmakers Guild, Fleming College Trades & Technology Building, 599 Brealey Dr., Peterborough ON.  
<http://kawarthaquiltmakersguild.ca/QuiltShow.html>

**POSTPONED** ~~May 2-3, 2020~~ – **Sunshine Quilt Show** – Orillia Quilters’ Guild, Trillium Manor, 12 Grace Ave, Orillia ON, <http://www.orilliaquiltersguild.com/> **Rescheduled for 2020 Aug 29-30**

May 8-9, 2020 – **Mississauga Quilts!** – Mississauga Quilters Guild, Burnhamthorpe Community Centre & Arena, 1500 Gullenden Drive, Mississauga ON, <http://www.mississaugaquiltersguild.ca/quilt-show-20201.html> **No information if this will still be held.**

**POSTPONED** ~~May 22-23, 2020~~ – **Quiltfest 2020** – Thousand Islands Quilters’ Guild, Brockville Memorial Civic Centre, Magedoma Dr. Brockville ON, [www.thousandislandsquiltersguild.com](http://www.thousandislandsquiltersguild.com) **Rescheduled for 2021 May 28-29.**

**POSTPONED** ~~May 29-31, 2020~~ – **20/20 Visions of Quilts in Niagara** – Niagara Heritage Quilters’ Guild, Meridian Community Centre, 100 Meridian Way, Fonthill ON, <https://niagaraquiltersguild.com> **New dates TBD.**

Sept 25-26, 2020 – **A Celebration of Quilts** – Gwillimbury Quilt Guild – Sharon-Hope United Church, 18648 Leslie Street, East Gwillimbury, <https://www.gwillimburyquiltguild.com/>

**ADVERTISING**



**Annie's Quilt Shop**  
*Fine Fabrics And Sew Much More*


816 Regional Road 17 Newcastle, ON L1B 1L9  
 905-987-1779 / anniesquiltshop@gmail.com



**Appleseed  
 Quiltworks**

Your  
 Downtown  
 Lindsay  
 Quilt Store  
 100 Kent St W  
 Lindsay, ON  
 K9V 2Y4  
 Appleseedquilt.ca  
 705-324-0385

Helping you make memories one stitch at a time.



**Bolts & Bobbins**  
 384 Eden Road  
 Woodville, On K0M 2T0  
 705-374-4053  
 bandbquiltshop@gmail.com  
 Donna Starr Sharron Coxon

**Chez  
 Cheryl's**

Longarm  
 Quilting Services  
 Quilts Made to Order



Cheryl Lorenz - Longarm Specialist  
 Oshawa Ontario  
 clorenz@live.ca - 416-985-3731



**Duckies Longarm Quilting  
 & Embroidery**  
 Renée Duckworth  
 289.675.4306  
 DuckiesQuilting@gmail.com  
 61 Thomas St  
 Oshawa, On L1H3W6  
 www.duckiesquilting.com

**JANOME BERNINA<sup>®</sup>**

**Larry's**  
**SEWING MACHINES**  
 AUTHORIZED DEALER AND SERVICE CENTRE

**Larry Shackleton**  
 905-420-3127  
 647-461-2244  
 larry@larryssewingmachines.com



**Log Cabin Yardage**  
 Designer and Novelty Fabrics  
 www.logcabinyardage.com

416-818-1393  
 nicole@logcabinyardage.com

955 Brock Rd.  
 Pickering, ON



Quilting & Crafting Retreat Property  
Experience a truly relaxing getaway!

# Fireside Retreat

3947 UTHOFF LINE, SEVERN, ON L3V 8B8

[www.firesideretreatorillia.com](http://www.firesideretreatorillia.com)

Fireside Retreat has been providing a haven for quilters and artisans since 2014 within a beautifully restored circa 1830 farmhouse. Fireside offers a functional space, providing the ideal venue to allow quilters and crafters alike to settle in for creative sessions.

- Accommodations for up to 8 guests
- Charming and comfortable atmosphere
- Spacious workstations and bright lighting
- Fully equipped custom kitchen
- Open year-round
- Located minutes from historic Orillia, Ontario

Contact Emma Polera for availability and booking:  
[reservations@firesideretreatorillia.com](mailto:reservations@firesideretreatorillia.com) | 705 345 4026





FOLLOW US @FIRESIDERETREAT






**LONGARM QUILTING FUN**  
905 240 1487  
21 Hartrick Place  
Whitby, Ontario



Allie Edwards  
Longarm Machine Quilting  
[laqf21@gmail.com](mailto:laqf21@gmail.com)  
[allie1488@gmail.com](mailto:allie1488@gmail.com)

**Rick McBride**  
Quality Workmanship Guaranteed


**McBride Sewing Machine Repair**

Repairs to all makes and models

Cell: 416.670.4041  
Shop: 905.620.1133  
Toll Free: 1.877.620.1133  
E-mail: [dsmrpm@rogers.com](mailto:dsmrpm@rogers.com)




*Elna	*White
*Singer	*PPAFF
*Janome	*Kenmore
*Brother	*Bernina
*Babylock	*Husqvarna



**Quilters Cupboard**  
202 Brock Street E.  
Uxbridge, ON. L9P 1R3  
905-862-0666  
[www.quilterscupboard.ca](http://www.quilterscupboard.ca)  
[kim@quilterscupboard.ca](mailto:kim@quilterscupboard.ca)

**Enjoy our many Samples and Fabrics**

Tues - Sat, 10 - 5  
Thurs, evening till 7pm



*Sew Here Sew Now*  
Sewing Centre

**Catherine Mele**  
370 Old Kingston Rd.  
Scarborough, Ont. M1C 1B6  
416-282-0440

[www.sewheresewnow.com](http://www.sewheresewnow.com)  
[catherine@sewheresewnow.com](mailto:catherine@sewheresewnow.com)



 **Husqvarna** **VIKING** **PFAFF**  
Perfection starts here.™  
Authorized Husqvarna / Pfaff Machine Sales and Service Centre

 **The Stitch Witch**  
"The more you know, the more you sew"

**OVER 3,500 BOLTS OF FABRIC  
NOTIONS & CLASSES  
SEWING MACHINE SALES  
SERVICE ALL MAKES & MODELS**

884 Division Street, Unit 106  
Cobourg, ON. K9A 5V3  
(905) 372-5145  
www.stitchwitch.ca

Hwy 401 - Exit 474 South



**Tracey Russell**  
905-435-8720  
Longarm Quilting Studio  
1077 Boundary Rd. #108  
Oshawa, Ontario

**Whirls n Swirls Quilting**  
APQS Longarm Sales, Service, Rentals, Classes and  
Supplies  
whirlsnswirlsquilting@gmail.com



**Zazzy Stitchers**  
Bev Mayer

bev@zazzystitchers.ca  
905-925-0191  
www.zazzystitchers.ca

forward to Gaele & Sharon  
TSQG DTQG  
& send to be bag pattern & MSQG face mask

TYPE TO SEARCH

TO KEEP OUR COMMUNITY SAFE

# We are challenging East Toronto sewists to make 1000 masks per week



#MGH1000MASKS

## WE NEED 1000 MASKS EVERY WEEK!

MESSAGE FROM DR. JEFF POWIS, MEDICAL DIRECTOR, INFECTION PREVENTION & CONTROL, ASSOCIATE MEDICAL DIRECTOR, ANTIMICROBIAL STEWARDSHIP PROGRAM, MICHAEL GARRON HOSPITAL, TORONTO EAST HEALTH NETWORK

With the current pandemic there is a worldwide shortage of personal protective equipment (PPE).

To keep our community healthy and safe, Michael Garron Hospital is issuing a challenge to all east end sewists to collectively make 1,000 masks a week. We want to see all east enders wearing a fabric mask when they need to be within six feet of other people, especially vulnerable populations and the elderly.

It will be everyone's responsibility to keep their mask clean. We recommend washing masks daily with hot water and laundry detergent.

## HOW TO MAKE YOUR MASKS

You can download simple instructions [here](#). Please note that the twist ties noted in the instructions aren't necessary.

We are promoting a simple 2-ply, pleated mask design. Along with standard sewing supplies (sewing machine, measuring tape, etc.), you will need:

- dark-coloured polyester fabric for the outside of the mask (this could be substituted with 100% cotton if polyester is not available)
- light-coloured 100% cotton for the part of the mask that goes against the skin
- elastic

Please use clean fabric to make your masks. We will also be sanitizing all donated masks at the hospital.

Share your creations on social media! Tag your post with #MGH1000masks

## FAQ

Who will be given these masks?

Where and when can I drop off my completed masks?

I don't have elastics. Can I use fabric ties?

I'm using a different pattern. Is that okay?

Aren't all non-essential businesses closed? Where can I find fabric and sewing supplies right now?

I have another question - who do I contact?

Thank you for doing your part to keep everyone safe in our community. We can't wait to share the results of our challenge with you!

# Frequently Asked Questions about the MGH Mask Challenge

## What is the MGH Mask Challenge?

With the current COVID-19 pandemic there is a worldwide shortage of personal protective equipment, otherwise known as PPE. In order to keep our community healthy and safe, Michael Garron Hospital is issuing a challenge to all east-end sewers to collectively make 1,000 masks a week! We want to see all east-enders wearing a fabric mask when they need to be within six feet of other people, especially vulnerable populations and the elderly.

## Who are the masks for?

1. All approved visitors who enter Michael Garron Hospital
2. All of our discharged patients as they reintegrate into the community
3. The broader Toronto East Community to help prevent disease transmission

## What will I need to make a mask?

We are promoting a simple 2-ply, pleated mask design.

Along with standard sewing supplies (sewing machine, measuring tape, etc.), you will also need:

1. Dark-coloured polyester fabric for the outside of the mask (this could be substituted with 100% cotton if polyester is not available)
2. Light-coloured 100% cotton for the part of the mask that goes against the skin
3. Elastic for ear loops (note: If elastic is not available, cloth ties can be used)

Please use clean fabric to make the masks. Michael Garron Hospital will also wash all masks before distributing them.

## Where do I deliver the sewn masks?

Please put your sewn masks in a plastic bag with your contact information (name, address, email address and phone number). Providing your contact information is optional and will be used by the Michael Garron Hospital Foundation to thank you for participating in the MGH Mask Challenge and share updates.

The masks can be dropped off in the Coxwell lobby of Michael Garron Hospital between 8:00AM - 4:00PM Monday to Friday. Michael Garron Hospital is located at 825 Coxwell Avenue, Toronto, Ontario.

## How can the masks be cleaned?

We recommend washing the masks daily with hot water and laundry detergent.

**Thank you for doing your part to keep everyone safe in our community. We can't wait to share the results of our challenge with you!**