

# Patchwork Press



The Newsletter for Durham Trillium Quilters' Guild

Mail Address: PO Box 30575, RPO Stevenson King, Oshawa ON L1J 8L8

October 2020 – Issue 02

| [www.durhamtrilliumquiltersguild.ca](http://www.durhamtrilliumquiltersguild.ca)

| Email: [dtqguild@gmail.com](mailto:dtqguild@gmail.com)

## President's Message - Debbie K

Good day fellow quilters. It was wonderful to see so many of you at our last virtual meeting. Wow, here we are in October already. Seems hard to believe that another month has gone by already. The trees up here in Elliot Lake are putting on an amazing display of colour to help inspire creativity in all who see it.

As the seasons change and we continue to adjust to the times we are in, I hope you are all doing well and keeping up with your socialization and self-care as well as you can. It is one major way we can help ourselves and others to stay mentally healthy and still feel connected.

Many have learned new skills and revived old ones because of the times we are in. It would be great to hear what new or old things you are doing lately.

Your executive has been working diligently to create ways in which we can meet up,

sew together, share ideas, support each other, help out in our communities and all the while have fun and share joy. You will find many opportunities available for you to join with others in the guild's activities listed in this newsletter. We look forward to seeing you at these events.

Speaking of community involvement, I have focused on that for the President's Challenge this year. For the next couple of months, our outreach mission will be to make placemats for Meals on Wheels. Our deadline for completion will be for the end of November so that the placemats can do their COVID rest and then be delivered to the clients of Meals on Wheels. If we each do one a week, we would have an amazing gift for the clients and it would bring them much joy.

I also have been learning new skills and reviving old ones. They have nothing to do with sewing or

continued on Page 2

**Happy Thanksgiving!**

**Gratitude unlocks  
the fullness of life.**

**It turns what we have  
into enough, and**

**more. It turns denial  
into acceptance, chaos**

**to order, confusion**

**to clarity. It can turn**

**a meal into a feast, a**

**house into a home,**

**and a stranger into a**

**friend.**

**-- Melody Beattie**

author



quilting, unfortunately, but I am creating something that is beautiful and will bless others. We are close to being done this home renovation which is wonderful but, like any quilt top, sometimes you have to use Jack the Ripper to correct an error which is what I learned to do this week. I used a ripper on steroids, a jackhammer. Loud, takes a lot of energy to use, makes a mess but does the job effectively. Unfortunately, the

area I dug up was not a good one so I had to do another hole. My next new skill to learn is repairing concrete.

Just for your enlightenment, quilting is much cleaner, lighter to carry, and you don't have to shower right away when you are done. I am so looking forward to getting back to my sewing room. Enjoy the rest of the newsletter, ladies and gentlemen. I hope you are inspired and look forward to

seeing you on the upcoming sew days and get-togethers.



**“...like any quilt top, sometimes you have to use Jack the Ripper to correct an error...”**

**Jackhammer Debbie's newest home renovation skill**

## **Zoom Sew And Quilt Days - Jacqueline H**

Wed, Oct 7 from 12 PM - 3 PM

### **Sew Day**

hosted by Debbie K

Sun, Oct 25 from 12 PM - 3 PM

### **Welcome to My Quilting Room**

hosted by Debbie K & Jacqueline H

Wed, Nov 4 from 12 PM - 3 PM

### **Sew Day**

hosted by Laura B

Sun, Nov 15 from 12 PM - 3 PM

### **Scrap Buster Sunday**

hosted by Jacqueline H

Sat, Nov 21 from 12 PM - 3 PM

### **Scrap Buster Saturday**

hosted by Jacqueline H

**Ruler Workshops** to be announced later in the year



# President's Challenge

This year the challenge will be a two part series. From now until the end of November you can focus on creating placemats from your stash.

It can be your scraps, a jelly roll, or fabric you have been marinating for a while which is now ready to sample.

On the upcoming October 7 Sew Day, I am hoping those who attend will share some of their favourite and fun patterns for placemats while passing on the tips and tricks they have learned while doing them. I know Sharon has created a really neat placemat by adapting one of GE Designs' patterns. Not a free pattern, but well worth the cost of the pattern for the versatility of it.

I am thinking of trying a slab block type of placemat in a "quilt as you go" format. You are invited to join us for the Zoom sew time on October 7 to see how it goes.

Many of us have felt a bit stifled by so many things being shut down. As community-minded quilters, we are giving people our time, creativity, and love for others. This is one way we can continue to bless others and give them some joy. So let's have some fun and make something that will be treasured by another. Thank you, everyone, and see you soon.

## Membership - Patricia K

As the evenings begin to get cooler and days shorten, I'm sure many of us are planning new projects to keep busy. You don't want to miss out on the several virtual sew-at-home days. Tours of the hosts' sewing studios and lots of prizes to be won. But you must be a member in good standing to participate. Contact-free membership renewal is very easy. Complete the electronic form and e-transfer your dues. So easy.

**Renew here!** <https://www.cognitoforms.com/DurhamTrilliumQuiltersGuild1/DurhamTrilliumQuiltersGuild20202021MembershipApplication>  
The Early Bird winner for a complimentary 2020-2021 membership is Diana H. Congratulations!

## Scrap Basket - Retta H & Jacqueline H

Please continue to clean out your quilting rooms. However, for the present, we ask that you keep your scraps at home until further notice.



Did you know you can subscribe for free to the Canadian Quilters Association monthly newsletter? Just go to **canadianquilter.com**, scroll down on the home page and subscribe to "Get Our Free Monthly E-Newsletter."



## Oct 19 Guild Zoom Meeting

Speaker: Kim Jamieson-Hirst

Topic: how to conquer your fear of free motion quilting

Kim Jamieson-Hirst started Chatterbox Quilts over eight years ago. Chatterbox Quilts is about offering different solutions to help people improve their quilting and solutions are found in many ways including a blog, pattern shop, YouTube videos, courses, and more. You can find out more about Chatterbox Quilts by visiting the website listed below. As our October presenter, Kim will address the reasons behind people's fear of free motion quilting, and how to overcome them to actually enjoy free motion quilting.

Kim is a teacher and creator of several quilting programs and courses. Kim shares her quilting knowledge through her YouTube channel, Chatterbox Quilts'

Facebook group, and her private online club, The Quilter's Way.

Kim's patterns and articles have been featured in various quilting magazines and she has been a guest on several quilting podcasts. Her YouTube videos have been viewed by thousands of quilters who appreciate her upbeat personality and easy to understand tutorials.

Kim is helped in her quilt studio by her purry assistants, Teeka, Victor, and Salem who are always eager to lend a paw or two. When not quilting, Kim can be found binge watching shows on Netflix, creating in her studio, or filming videos with her hubby, Gary.

Kim believes that quilting is more than stitching an accurate 1/4" seam and that "practice makes improvement."



**Chatterbox Quilts**



The Quilter's Way



### Connect with Kim:

**Chatterbox Quilts:** <http://www.chatterboxquilts.com>

**The Quilter's Way:** <http://thequiltersway.mn.co/>

**YouTube:** <http://www.youtube.com/chatterboxquilter>

**Facebook:** <http://www.facebook.com/chatterboxquilts>

**Instagram:** <http://www.instagram.com/chatterboxquilts/>

**Pinterest:** <http://www.pinterest.ca/cbquilts/>



## Library - Maria S

Due to cancelled meetings and COVID-19, we still have 34 books out. In order to do a proper inventory, I would like to get these books back to the Guild Library, which at the present time is at my house.

Three of the Executive Members have agreed to volunteer their porches as drop off points and then I will gather them up and place them into the inventory. The



three locations for drop-off are:

- East Oshawa on Wilson Rd. (Janet H.)
- North Oshawa on Edenwood Dr. (Steven B.)
- West Whitby, Decatur Pl. (Laura B.)

We would follow similar procedures to what the Public Libraries are doing. To return the books, please put them into plastic bags, either clear or plastic grocery bags, and either seal or tie the bags. Please drop them off at any one of above-mentioned three locations, where they will be stored for at least 72 hours before the bags are

picked up and opened.

I will be emailing the members with the DTQG books and give you specific information about the drop-off addresses. You will be able to contact me after I send out my email to you.

## Guild Meeting Dates

Our guild meets every second Monday of the month.

In-person meetings are currently suspended due to COVID-19's physical distancing requirements.


Instead, members will receive an email invitation to a Zoom meeting.


## Advertise with Us

**Email Contact:**  
dtqguild@gmail.com

**Mail Address:**  
PO Box 30575  
RPO Stevenson  
King  
Oshawa ON  
L1J 8L8

Inquire about our rates for your quilting or sewing related business.



**Bolts & Bobbins**  
 384 Eden Road  
 Woodville, On K0M 2T0  
 705-374-4053  
 bandbquiltshop@gmail.com  
 Donna Starr Sharron Coxon



**Duckies Longarm Quilting & Embroidery**  
 Renée Duckworth  
 289.675.4306  
 DuckiesQuilting@gmail.com  
 61 Thomas St  
 Oshawa, On L1H3W6  
 www.duckiesquilting.com

**Fascinating Facebook Finds**  
 Click on these links to view some interesting videos that are posted on Facebook. You will have to have an account to see the content.

<https://www.facebook.com/100000716576895/videos/pcb.804952013592188/3555064334527417/>  
<https://www.facebook.com/kenburnspbs/videos/1818026928264056/>



**Fiddle Threads Quilting**  
 Sandra Flintoff  
 Offering Long arm Quilting Services  
[fiddlethreadsquilting@gmail.com](mailto:fiddlethreadsquilting@gmail.com)  
 705 344 6077



**Fireside Retreat**  
 Quilting & Crafting Retreat Property  
 Experience a truly relaxing getaway!  
 3947 UHTHOFF LINE, SEVERN, ON L3V 8B8  
 WWW.FIRESIDERETREATORILLIA.COM

Fireside Retreat has been providing a haven for quilters and artisans since 2014 within a beautifully restored circa 1830 farmhouse. Fireside offers a functional space, providing the ideal venue to allow quilters and crafters alike to settle in for creative sessions.

- Accommodations for up to 8 guests
- Charming and comfortable atmosphere
- Spacious workstations and bright lighting
- Fully equipped custom kitchen
- Open year-round
- Located minutes from historic Orillia, Ontario

Contact Emma Polera for availability and booking:  
[reservations@firesideretreatorillia.com](mailto:reservations@firesideretreatorillia.com) | 705 345 4026

FOLLOW US @FIRESIDERETREAT  




**Log Cabin Yardage**  
*Designs and Novelty Fabrics*  
[www.logcabinyardage.com](http://www.logcabinyardage.com)

416-818-1393  
 nicole@logcabinyardage.com

955 Brock Rd.  
 Pickering, ON



Allie Edwards

**LONGARM QUILTING FUN**

905 240 1487  
 21 Hartrick Place  
 Whitby, Ontario

Longarm Machine Quilting  
 laqf21@gmail.com  
 allie1448@gmail.com

**Rick McBride**  
 Quality Workmanship Guaranteed



**McBride Sewing Machine Repair**

Repairs to all makes and models

Cell: 416.670.4041	*Elna	*White
Shop: 905.620.1133	*Singer	*PFAFF
Toll Free: 1.877.620.1133	*Janome	*Kenmore
E-mail: dsrmp@rogers.com	*Brother	*Bernina
	*Babylock	*Husqvarna

**JANOME BERNINA**

**Larry's SEWING MACHINES**

AUTHORIZED DEALER AND SERVICE CENTRE


**Larry Shackleton**  
 905-420-3127  
 647-461-2244  
[larry@larryssewingmachines.com](mailto:larry@larryssewingmachines.com)

**Quilters Cupboard**  
 uxbridge

**Quilters Cupboard**  
 202 Brock Street E.  
 Uxbridge, ON. L9P 1R3  
 905-862-0666  
[www.quilterscupboard.ca](http://www.quilterscupboard.ca)  
[kim@quilterscupboard.ca](mailto:kim@quilterscupboard.ca)

Enjoy our many  
**Samples and Fabrics**

Tues - Sat, 10 - 5  
 Thurs, evening till 7pm



*Sew Here Sew Now*  
 Sewing Centre



**Catherine Mele**  
 370 Old Kingston Rd.  
 Scarborough, Ont. M1C 1B6  
 416-282-0440

[www.sewheresewnow.com](http://www.sewheresewnow.com)  
[catherine@sewheresewnow.com](mailto:catherine@sewheresewnow.com)

**Husqvarna VIKING PFAFF**  
 Perfection starts here.™

Authorized Husqvarna / Pfaff Machine Sales and Service Centre

**The Stitch Witch**  
 "The more you know, the more you sew"

OVER 3,500 BOLTS OF FABRIC  
 NOTIONS & CLASSES  
 SEWING MACHINE SALES  
 SERVICE ALL MAKES & MODELS

884 Division Street, Unit 106  
 Cobourg, ON. K9A 5V3  
 (905) 372-5145  
[www.stitchwitch.ca](http://www.stitchwitch.ca)

Hwy 401 - Exit 474 South





**Ultimate Sewing Centre**  
 Fabric • Notions • Machines

**Shirley Eichler**  
 Sales • Service • Classes

191 Bloor Street East  
 Oshawa, ON L1H 3M3  
[www.ultimatesewing.com](http://www.ultimatesewing.com)

905-436-9193  
 800-830-9451  
[ultimatesewing@bellnet.ca](mailto:ultimatesewing@bellnet.ca)




**Tracey Russell**  
 905-435-8720  
 Longarm Quilting Studio  
 1077 Boundary Rd. #108  
 Oshawa, Ontario

**Whirls n Swirls Quilting**  
 APQS Longarm Sales, Service, Rentals, Classes and  
 Supplies  
[whirlsnswirlsquilting@gmail.com](mailto:whirlsnswirlsquilting@gmail.com)



**Zazzy Stitchers**  
 Bev Mayer

[bev@zazzystitchers.ca](mailto:bev@zazzystitchers.ca)  
 905-925-0191  
[www.zazzystitchers.ca](http://www.zazzystitchers.ca)

## Show And Share - Anne M & Jean K

Our monthly Show and Share is an opportunity for you to display your finished quilting projects. We love to admire your work and hear the background story about the importance of your project to you. To display your quilt "virtually," please send a photo of your finished project with a few remarks to Laura B via [dtqguild@gmail.com](mailto:dtqguild@gmail.com) by Friday, October 16.

Please remember to:

- put "Show and Share" in the email subject
- include the name of the person submitting the quilt since we can't always tell from the email address
- send in as many quilts as you like, but if there are a lot provided, we will limit displaying photos to two shares per person
- if submitting more than two pictures, please indicate your two preferred quilts or we will choose



Information about the quilt(s). People are asked to either:


- provide a short blurb about the quilt(s) OR
- indicate that they will talk about the quilt(s) at the meeting (note that stories will be limited to one minute per quilt)

Multiple entries welcome, but please use a separate email for each entry. Each submission qualifies for the monthly draw of a \$10 gift certificate from a local quilt shop. In June 2021, there will be a draw that includes all entries for the year. So remember - the more you participate, the greater your chance of winning a prize!

## Editor's Note - Kay K

Thank you for all the help to get my first issue of our newsletter launched last month. I was so thrilled to get your early submissions. Moving forward, I will be posting the submission due dates so that everyone is on board with the deadline for articles and other newsletter items.

I would also like to encourage everyone to send in photos if possible with your news item. It helps to enhance the visual appeal of the publication. In these COVID times, sharing our stories, experiences, and challenges help us to connect with each other in a meaningful way. Please take advantage of your newsletter to help us all "keep calm and quilt on."



**Next newsletter  
 submission deadline:  
 October 26  
 9:00 AM**