

Patchwork Press



The Newsletter for Durham Trillium Quilters' Guild

Mail Address: PO Box 30575, RPO Stevenson King, Oshawa ON L1J 8L8

December 2020 – Issue 04 | www.durhamtrilliumquiltersguild.ca | Email: dtqguild@gmail.com

President's Message - Debbie K

Good day fellow quilters. I hope this newsletter finds you healthy, inspired and enjoying working away at your different projects that may be for Christmas, another occasion, for yourself or for others. We are so blessed to have an outlet for our creativity that helps us focus on the moment and create joy for others.

As we prepare for Christmas 2020, probably all of us are a little bit sad because we will not be able to gather with others in our traditional ways. My normal Christmas dinner for 18 will be quite a bit smaller this year (2), but instead we are going arrange my various family groups on a Zoom call, eat together sharing laughter, food and joy safely. When I get home I will have my son and his family help me to decorate the Christmas tree by Zoom. It should be quite interesting having my grandson tell me where the decorations



A Christmas Wish for You

During this Christmas season, may you be blessed with the spirit of the season which is PEACE, the gladness of the season, which is HOPE, and the heart of the season, which is LOVE.

should go. I will make sure to take a picture of it and share it.

I am thinking of the first Christmas where Mary and Joseph were far away from any family, having to stay in a small barn filled with animals and Mary having to give birth with no help from her mother or sisters. This would not have been the cleanest of delivery areas. Most women of that day always had their female family and friends to help them through this very tough time and most men

were not involved in the birthing process. Mary and Joseph quickly learned to rely on each other and to meet strange times with strength, love and doing one thing at a time. Strange and unusual times then and now.

Part of how we will be successful at navigating these times will be by being there for each other. The Executive has come up with a phone check-in for the coming months. If you would like to be part of either receiving or making

continued on Page 2



calls, there is a form that you can fill out and send in to the Guild to be part of this initiative. Please, do not spend the coming months by yourself. Reach out to others, allow them to reach out to you and stay connected. This is the way we will all be successful through the winter.

Sharing good news and good information is one of the ways we can help each other. I just saw a post by someone about a wonderful website source for Canadian fabric stores and quilting notions. I will list it below.

Enjoy this edition of the newsletter; there is lots of information and new things coming up. I am looking forward to seeing all your Christmas finery at our next meeting. Now that my hair is pretty long I may try to curl it and add some bling to it. This could be interesting. Take care, everyone. Enjoy your day and see you Dec 14 (with bells on!). All the best for the holidays!

[Click for Canadian Modern Quilt Collective](#)

[Click for Make Sewing Easy](#)

Let's (Zoom) Party! - Laura B

Come one, come all, to the DTQG December meeting – 7:00 PM on Monday, December 14, via Zoom. An invitation will be emailed to all members. We will do the holiday in style, VIRTUALLY. The meeting will feature our normal agenda items - guild business updates (future presentations, Sew Days, etc.), UFO Challenge display and final draw, and the always-anticipated Show and Share quilts. But there's more – we're throwing a party with fun and games and ... Christmas PRESENTS!

Over the next few weeks as we approach our meeting date, and following social-distancing protocols, one of the DTQG executives will be dropping off a little gift from the guild to each member's home (a few will be mailed to distant homes). The plan is to open these presents TOGETHER during



the meeting, so please do not open them until "gift time" at the meeting. It will be a lot of fun to open them all at the same time!

In preparation for the meeting, we ask you have a pen and paper on hand to use during the games, and to wear something festive or "blingy" - at least your top half that's within camera range. It could be a festive sweater (ugly or nice), Santa hat, sparkly garland - it's up to you. And, even though only the top half of you is decorated, it is still recommended to wear stuff

on the bottom - you know, JUST IN CASE you have to get up for any reason and forget to turn off your camera. Just sayin'!

We are so looking forward to our December meeting. Until then, stay safe and well, and no peeking into those gifts!! And ... don't forget ... be sure to submit photos of your Show and Share or final UFO projects to the guild email (dtqguild@gmail.com). Please be sure to state your name in the email and submit your entry by 5:00 PM on Friday, December 11.



Show & Share - Anne M & Jean K

Our monthly Show and Share is your chance to share finished quilt projects. We love to admire your work and hear the background story about the importance of the project to you. To display your quilt "virtually," please send a photo of your finished project with a few remarks to Laura B via dtqguild@gmail.com by 5:00 PM on Friday, December 11.

Please remember to:

- put "Show and Share" in the email subject
- include the name of the person submitting the quilt since we can't always tell from the email address
- send as many pictures as you like, but if there are a lot provided, we will limit displaying photos to two shares per person
- if submitting more than two pictures, please indicate your favorites



Information about the quilt(s). People are asked to either:

- provide a short blurb about the quilt(s) OR
- indicate that they will talk about the quilt(s) at the meeting (note that stories will be limited to one minute per quilt)

Multiple entries welcome, but please use a separate email for each entry. Each submission qualifies for the monthly draw of a \$10 gift certificate from a local quilt shop. In June 2021, there will be a draw that includes all entries for the year. So remember - the more you participate, the greater your chance of winning a prize!

Sew Days - Jacqueline H

Sunday, December 13 from 12:00 – 3:00 PM. Welcome to my Quilting Room is the theme. Several executive members have volunteered to tour us through their creative spaces. We will get tips and tricks on how to sort, store, and stash our quilting supplies. It is just a cozy afternoon to get some of those last minute seasonal gifts finished.

Sunday, December 31, starting at 7:00 PM. QUILT 'TIL YOU WILT! Chime in at any time after 7:00 PM, and stay for as long as you are able. We will be quilting to ring in the New Year. But you just quilt until you wilt (or your device runs out of batteries). We are looking forward to starting the New Year with quilting friends.

Monday, January 1, from 12:00 PM – 3:00 PM. Happy New Year! A nice afternoon to start the year off right! A time to bring your New Year's cup of brew, and quilting projects to get the New Year started in the right way.

AND... Mark your 2021 Calendars for upcoming Sew Days on **Saturday, January 16 (12:00 - 3:00 PM)** and **Sunday, January 24 (12:00 - 3:00 PM)**.

You know You're a Quilter if...

- There's more fabric in the house than food
- You clean up your sewing room and they think you are leaving
- Your ironing board is always set up, but you never iron clothes
- You can measure a scant 1/4-inch by eye
- Your "UFOs" are not from outer space
- You have a "stash" and it isn't illegal



Scrap Basket - Jacqueline H & Retta H

Keep collecting your scraps, fellow quilters! You may wish to turn them into a dog or cat bed. A Google search will give you many, many ideas and suggestions. Our advice is just keep the scraps in a pillow case until you are ready to put them into a pet bed.

Keep it scrappy!

Morale Officer - Jacqueline H

Still going strong with the weekly blog to help our members connect.

Don't let the blues get to you. Please take some time to visit our morale page for inspiration during these isolated times. Connect as needed.

Keep Calm and Quilt On!

[DTQG Morale Page](#)



Scrap Happy Ideas (member ideas to reduce your scraps stash)

1. Cut strips 1.5 inches, 2, 2.5, 3, 4, 5 and 6 wide from leftover fabric.
2. Use small plastic bins (shoe size) to store scraps. Drawer style bins work as well. Whatever organization system you choose to store your scraps, be certain to label it well - big labels, easy to read, etc.
3. Alternatively, label zip lock bags and store with 2.5 inch, 3, 4, 5 and 6 inch squares. Cut your left over fabric from projects into these square sizes and then use them for "leader and ender quilts." A leader and ender quilt is just two random pieces of fabric (all the same size) used as a starting piece of fabric when sewing another quilt together, as another of the random fabrics is sewn together at the end of your quilt chain. Collect and combine these pieces to make an additional quilt to the one you're working on.
4. Use adding machine tape as a foundation to sew scraps on to. At the end, be certain to remove the sewn paper. The adding machine tape method is great for borders and sashing.
5. Use scraps to make a wreath over a coat hanger.





Block of the Month 2021 – Kate H

Do you need some fun right now? Want to join in with a group making the same quilt, but, different, just like you?!

For this coming year's Block of the Month program we are organizing a mystery quilt. Whoohooo! Sheri Hisey from Border Creek Station has designed a quilt pattern just for our guild. You will need five fabrics to join in the mystery project. We will have monthly clues, prizes for keeping up, lots of fun and the big reveal in September 2021. I will be sewing right along with you.

Cost is \$15.00 per person. See our website for registration and payment information. Registration is open now and will close at the end of December so we can get started at the February meeting. Clues will be emailed until such time that we can meet in person.

Hope that you will join us for some fun!!



[Registration](#)

Membership - Patricia K

I would like to welcome Bonnie R. as a new member to our organization. The Durham Trillium Quilters' Guild is now 74 strong.

In the upcoming year, links will be available on our website for guests to buy tickets for our virtual meetings and/or sew days. Perhaps you know someone who might like to attend. Please invite your fellow sewing friends to join our monthly virtual get-togethers. The cost will be \$10.00. This is a great oppor-

tunity for any out-of-area quilters to stay connected to the quilting community, especially if their local Guild is on pause due to COVID-19. Our meeting dates, times and guest speakers are posted on our website.

For our out-of-province visitors, please remember, Ontario observes Eastern Standard Time. We look forward to hosting you.

[Program Info](#)

UFO Challenge - Peggy G

Quilters, we have come to the end of the 2020 UFO Challenge. December is the final draw. All members who submitted their completed UFO projects will be entered into this final draw. If you have finished any project since last month's meeting you may submit a photo (including the label), and your name will be entered in this draw as well.

Peggy F. and I thank every one who participated.



Hello CQA/ACC Members,

Due to the continued world pandemic and its affect on our Association, I have been asked by the CQA/ACC Board of Directors to send this message to all members.



First, due to the cost of the yearly audit by Baker Tilley, the Board has made the decision to hire Salman Idris of Chamber Fraser to carry out the financial audit for 2020 at a substantial savings to the Association.

Second, due to health and safety concerns surrounding the global pandemic, we have made the difficult decision to cancel the in-person Quilt Canada 2021 in Toronto. We are currently looking into an alternative virtual event for 2021. We will keep you up to date, through e-newsletters, our website and social media, as our plans develop.

Keep on quilting and stay safe,
Carole McCarville
CQA/ACC Executive Director

Telephone Call Initiative - Sharon M

In the current climate of COVID-19 and the restrictions in place to combat the pandemic, it has been increasingly difficult to gather and socialize with our families, friends, and fellow quilters.

To this end, the executive is exploring the idea of initiating a phone call system that would have one member calling another member to assist with the social isolation and/or loneliness that some of us may be experiencing. This would be classified as a social call with your permission.

A survey has been attached to our website to obtain your response and consent to this initia-

tive. The survey is designed to tell us if you would like to receive a phone call and/or would like to help with making the calls.

If the survey results show that members would like to take part in this initiative and there are enough volunteers to make calls, a process will be put in place and the calls could start in mid-January 2021.

Please complete the survey by December 31st. You will be contacted once the phone call system is in place.

If you have any questions or concerns, feel free to contact me.

[Survey](#)





Guild Meeting Dates

Our guild meets every second Monday of the month.

In-person meetings are currently suspended due to COVID-19's physical distancing requirements.

Instead, members and pre-registered visitors will receive an email invitation to Zoom meetings. We look forward to you joining in and sharing at our virtual meetings.

Upcoming dates:

- December 14 - Holiday Theme (members only)
- January 11 - Sew Smart: The Ergonomics of Healthy Quilting
- February 8 - Quilting Journey of a Renaissance Woman
- March 8 - Get Your Motor Running
- April 12 - Trunk Show a la Mode
- May 10 - Pandemic Art Quilt's Journey

Save the Dates

A Quilt's Story

Sometimes, we just don't realize how much our everyday, ordinary efforts affect others. We don't get a glimpse of the deep impact of a small, shared gesture.

And when it involves a quilt that is handcrafted for an unknown person, the saga becomes even more special.

To read the amazing story of a Canadian quilt and its journey, click on the link below.


[A Quilt's Story](#)

Advertise with Us

Email Contact:
dtqguild@gmail.com

Mail Address:
PO Box 30575
RPO Stevenson
King
Oshawa ON
L1J 8L8

Inquire about our rates for your quilting or sewing related business.






Bolts & Bobbins

Quilting
In The Country

Donna Starr

384 Eden Rd
RR#1 Woodville, ON
705-374-4053
boltsandbobbins.com



Duckies Longarm Quilting & Embroidery

Renée Duckworth
289.675.4306
DuckiesQuilting@gmail.com

61 Thomas St
Oshawa, On L1H3W6
www.duckiesquilting.com

Fiddle Threads Quilting

Sandra Flintoff
Offering Long arm Quilting Services
fiddlethreadsquilting@gmail.com
705 344 6077



Allie Edwards

LONGARM QUILTING FUN

905 240 1487
21 Hartrick Place
Whitby, Ontario

Longarm Machine Quilting

laqf21@gmail.com
allie1448@gmail.com



Quilting & Crafting Retreat Property
Experience a truly relaxing getaway!

Fireside Retreat

3947 UHTHOFF LINE, SEVERN, ON L3V 8B8

WWW.FIRESIDERETREATORILLIA.COM

Fireside Retreat has been providing a haven for quilters and artisans since 2014 within a beautifully restored circa 1830 farmhouse. Fireside offers a functional space, providing the ideal venue to allow quilters and crafters alike to settle in for creative sessions.

- Accommodations for up to 8 guests
- Charming and comfortable atmosphere
- Spacious workstations and bright lighting
- Fully equipped custom kitchen
- Open year-round
- Located minutes from historic Orillia, Ontario

Contact Emma Polera for availability and booking:
reservations@firesideretreatorillia.com | 705 345 4026



FOLLOW US @FIRESIDERETREAT





Rick McBride
Quality Workmanship Guaranteed




McBride Sewing Machine Repair

Repairs to all makes and models

*Elna	*White
*Singer	*PFAFF
*Janome	*Kenmore
*Brother	*Bernina
*Babylock	*Husqvarna


Cell: 416.670.4041
Shop: 905.620.1133
Toll Free: 1.877.620.1133
E-mail: dsmrpm@rogers.com



Quilters Cupboard
202 Brock Street E.
Uxbridge, ON. L9P 1R3
905-862-0666
www.quilterscupboard.ca
kim@quilterscupboard.ca

Enjoy our many Samples and Fabrics

Tues - Sat, 10 - 5
Thurs, evening till 7pm



Husqvarna VIKING PFAFF
Perfection starts here.™

Authorized Husqvarna / Pfaff Machine Sales and Service Centre

The Stitch Witch
"The more you know, the more you sew"

OVER 3,500 BOLTS OF FABRIC
NOTIONS & CLASSES
SEWING MACHINE SALES
SERVICE ALL MAKES & MODELS

884 Division Street, Unit 106
Cobourg, ON. K9A 5V3
(905) 372-5145
www.stitchwitch.ca





whirls n swirls quilting
APQS Ontario

Longarm Sales/Service/Rentals/Education

We also stock a wide variety of longarm and quilting supplies

- Threads
- Rulers
- Pantographs
- Stencils

1621 McEwen Drive #37
Whitby, Ontario
L1N 9A5
905-435-8720
Find me on YouTube @ whirls n swirls quilting



What's Your Quilting Elf Name?

Example: Jane Smith - **J** = Zippy | **S** = Bobbin | **T** = Ealfie Ears



Use the first letter of your first name to find you **NEW** first name:

- | | | | |
|----------------------|--------------------|--------------------|-----------------------|
| A = Rickrack | H = ZigZag | O = Twinkle | V = Fluffy |
| B = Wooly Scarf | I = Bossy Battings | P = Snowball | W = Crazy Sleigh Ride |
| C = Starry | J = Zippy Border | Q = Little Prancer | X = Steamy |
| D = Scrappy Reindeer | K = Bargello | R = Jolly | Y = Kringle Seams |
| E = Diamond | L = Quilty | S = Long Arm | Z = Jingle |
| F = Shoofly | M = Tinsel | T = Snuggly | |
| G = Scrappy | N = Cookie | U = Curvy | |

Use the first letter of your last name to find your **NEW** middle name:

- | | | | |
|--------------------|--------------------|-----------------------|---------------------|
| A = Cotton | H = Rotary | O = Glitter Toes | V = Block |
| B = Sewing | I = Sugar Button | P = Grinchy | W = Blitzen Basting |
| C = Merry Mess | J = Thimble | Q = Chocolate | X = Fat Quarter |
| D = Shiny Needle | K = Naughty Piecer | R = Mistletoe | Y = Flannel |
| E = Jingle Threads | L = Sparkle Pants | S = McGinger Bobbin | Z = Ruler |
| F = Frilly Fabric | M = Sugar Plum | T = Polka Dot Sashing | |
| G = Hexie | N = Lattice | U = Jelly Roll | |

Use the last letter of your last name to find your **NEW** last name:

- | | | | |
|------------------------|----------------------|------------------|----------------|
| A = Hoarder | H = Red-nosed Pinner | O = Scrap saver | V = Patcher |
| B = Toe Bells | I = Sugar Plum | P = Stippler | W = Sweet Buns |
| C = Sugar Stitches | J = Ripper | Q = Shop Hopper | X = Zoomer |
| D = Twinkle Spools | K = Seamer | R = Presser | Y = Feather |
| E = Candy Cane Charmer | L = Stocking Stasher | S = Binder | Z = Bells |
| F = Merry Buttons | M = Cutter | T = Elfie Ears | |
| G = Topsy Toes | N = Frosty Machine | U = McGillicutty | |



Next newsletter
submission deadline:
December 28
9:00 AM



In Closing - Kay K

I hope you've enjoyed reading the December issue of the Durham Trillium Quilters' Guild Patchwork Press newsletter. And I sincerely hope that it was not simply entertainment, but that you will follow through on many of the opportunities presented in these pages to share yourself.

In our President's message, Debbie encourages all of us to connect with our loved ones this Christmas season, rethinking and adapting traditions as needed.

You can share in the fun at our virtual Christmas party on December 14. I promise your Executive is working super hard to make this a special event. Mark your calendar and show up for the scheduled Sew Days and future Guild meetings. In sharing yourself with others, you will be giving yourself positive vibes to get through these weird and unprecedented times.

Other ways to get involved are to participate in the Mystery Quilt and the next UFO program. And finally, you can sign up for the telephone call initiative. Take just 15 minutes out of your day to con-



nect with others who might really need a positive moment in their lives. In sharing yourself, you may unexpectedly find yourself blessed as well.

The "Quilt's Story" in our newsletter made me think of another anecdote that I will summarize. While this other story is not a quilting tale, it is a Christmas message whose relevance is timeless. The author describes feeling sorry for himself because his thoughts turned inward to his personal wants. In the anecdote, the main character's father shows him that while his deepest wish could have come true, it was more important

to share than to focus on material things. The point I want to make from this tale is we can't isolate ourselves and turn inward, even though it's quite easy and comfortable to do. Instead, I hope you will use your guild and the suggestions in this newsletter to share your creativity, talent, and personality to reach out to others.

The Executive wishes you a very Merry Christmas surrounded by your loved ones. May you enjoy many moments that sparkle with love, laughter, and goodwill. However you celebrate the holidays, may you find contentment and joy in the coming year.

A Christmas Story