

# Patchwork Press



Newsletter for the Durham Trillium Quilters' Guild

Mail Address: PO Box 30575, RPO Stevenson King, Oshawa ON L1J 8L8

October 2021 – Issue 02

| [www.durhamtrilliumquiltersguild.ca](http://www.durhamtrilliumquiltersguild.ca)

| Email: [dtguild@gmail.com](mailto:dtguild@gmail.com)

## President's Message - Debbie K

Good morning, afternoon, evening or night fellow quilters. I hope you are all doing well and enjoying the beginning of Fall.

The air seems nicer, there are fewer bugs, so it is great getting out into nature and the feeling of getting ready to cocoon into our homes and create.

For those with children in the house, your life has gotten busier exponentially with school, extra-curricular activities, sports (summer, fall, and winter ones all at once!) and being the driver for all of this.

I remember those days and it was always hard to find time for myself between work and everybody else's requirements. I hope you can carve out time for yourself to recharge and restore your spirit.

I have been thinking of what to say in this article for over a week. I know that this month we celebrate Thanksgiving and my thoughts kept gravitating towards that. One thought kept coming up in my

mind...Gratefulness, in and for everything.

At first, I kept thinking of all the positive stuff in my life and how, especially in the last year, things have worked out very well for Kris and me. But I kept being drawn to the events that happened before each good thing. Just looking at each of those events my life looks so different, my mom dying, Kris losing his job, having to slog for five months renovating a house and then the long wait until it was sold, an important relationship falling apart at the beginning of the year, buying a property to build our forever house on and then finding out that the neighbour wants to build a fertilizer warehouse and soybean crushing plant right beside us, moving our household twice in four months by ourselves during Covid lockdown.

All these soul crushing events happened and each time something good came about either because of it or through it. Mom did not have to live through this

continued on Page 2

## It's Thanksgiving!

Pass the love, the warmth and sharing.

Pass the smiles, the hugs, and caring.

Pass the blessings big and small.

Pass them on to one and all.

Hope this Thanksgiving brings you a generous helping of blessings.

May your hearts be filled with THANKS and GIVING.



time of Covid, she got to pass on with her family surrounding her in the hospital giving her strength to cross the bridge. She did not have to go through the grieving process as quite a few of her friends passed on the same year. Kris no longer had to go to a job that was slowly killing him from stress, and he had the freedom to come and help me with the house renovation in Elliot Lake. It really helped us to grow together as a couple and as individuals as we learned new skills and worked towards a common goal, and we got to know Rhett and build a relationship with her. Mom's hand was certainly working there.

The incident in January helped Kris to realize that there was really nothing holding him to the Pickering area and that he could, for the first time in his life, move away from that area. Selling our house there gave Kris the freedom to be able to choose a job for the interest in it versus having to get a certain salary. The same day we found out about the neighbours' plan, Kris found out that he had gotten the job with CP, and we decided maybe we should look for a place closer to Smiths Falls. That is what brought us to Maitland and

"...things have worked out well in the past and will continue now."

the property we purchased. It has everything we were going to build on the other property (except for my quilting studio which is in the plans) and exactly what my hubby wanted to get back in 2014 when we were first looking for a home. We are blessed. It has taken hard work, quite a few tears, some yelling, a lot of deep breaths, learning to be flexible, and taking the time to look back at previous events to gain the realization that things have worked out well in the past and will continue now.

Last week, Kris came down into the kitchen before anyone else was up and he got the overwhelming feeling that he was HOME. I was so happy when he told me that. Today, I was working on cleaning and rearranging the sunroom. When I was done, I sat and just felt good. I felt like I was home, too. For the first time in my life, I felt like I was where I belonged, and this was where my foundation and the rest of my life is.

I don't know who needs to read this or if anyone else needs it, but I do know for the last few days

"Just like a gorgeous quilt, there must be some dark for the bright."

I have been going over lots of the "negative/bad" stuff I have gone through in my life and have been able to have a sense of gratefulness for it. Everything I have gone through has made me into the person I am and has prepared me for the time I am in. If anything had changed in the past, I would not have my son, my daughter, my daughter-in-law, my grandson, or my current husband who is the love of my life. So, yes, I am grateful for the feces in my life because it has been wonderful fertilizer for my life's garden. Just like a gorgeous quilt, there must be some dark contrast for the bright colours to stand out.

I am grateful for everyone in DTQG for your acceptance, encouragement, your willingness to share your skills, your experience, and your friendship. As a whole we make each other stronger, better, more empathetic, and create a huge loving impact on our communities. Your encouragement of each other inspires all to reach higher in your creativity and gives you the courage to step/jump out of your comfort zones. You are creating better, more loving, caring communities and it is a joy to be part of that and to see it

continued on Page 3





happening. Thank you for being who you are where you are.

As you read through this newsletter filled with such great information, please be aware that everyone who contributed cares for you and for this wonderful quilt guild. Like-minded people sharing a wonderful gift with each other. A true community.

In GRATEFULNESS for and in all things. Blessings to you and your families, may you feel the love you are surrounded by every day as you create your life. Have a wonderful Thanksgiving this month.

---

---

## Zoom Meetings - Laura B

The DTQG continues to meet remotely, using the Zoom platform. Because there have been connection and "audio" issues, we thought we'd include a short article on Zoom meetings in this newsletter.

**Connections.** Some people have encountered difficulty in joining a Zoom meeting. It is important to ensure that you regularly update your Zoom app. Zoom puts out regular updates for the app to improve security, and it will not allow you to join a meeting if your app is too old. It is highly recommended to update the app ahead of time, so you are not delayed in joining the meeting. If you are on a mobile platform, you can go to your app store, search for the Zoom app, and select update.

If you are on a computer, you can run the program and it should prompt you. For more help on how to update the app, [click here](#).

**Courtesy.** When on a Zoom meeting, it is sometimes easy to forget that our microphones and cameras are capturing what is going on around us. Please select a

quiet location with minimal background noise and activity to join in the meeting. In terms of video, it is often fun for other attendees to see your pet joining in as they pass by, but as we've seen online, it is not so great to see another household member walk by in the background in just a towel (or less).

Please consider your background when setting up the camera.

In terms of audio, background noise can be quite a problem. For example, if you have the baseball game (or soccer or football or ...) on in the background, or someone else is nearby talking on a phone or talking to other household members, the other meeting attendees can hear it. This extra noise makes it very hard to hear the speaker. It is good practice to mute your microphone when you are not speaking.

The host CAN mute you if you have lots of noise that is interfering with the meeting, but it can take time for the host to figure out who is causing the noise, and everyone would greatly appreciate it if you self-mute when not speaking.

**General Help.** Zoom has a lot of articles on how to do various things with the meeting platform. Their help centre can be accessed on line by clicking [here](#). Or - if you need help or want to try something, the executives are happy to set up a test meeting where we can chat and try things out. Send in an email to the guild with your request and we will get back to you.





## October 11 Zoom Meeting - Lina S

Speaker: **Kim Caskey**

Topic: **World Wide Whispers**

The project is called World Wide Whispers. In a nutshell, it's a bit like a child's birthday party game where the leader starts by whispering a sentence in the ear of the next participant and then continues around the room, evolving and changing from the original sentence.

Five countries participated in this World Wide Whispers project, Team Scotland, Team Ireland, Team Netherlands, Team USA, and Team Canada. Each team started with the leader of their country (Kim for Team Canada), using an original photo as inspiration to create their piece, then photographing that finished item, and sending that photo and artist statement to the next person on the team. The next team member then used that photo as their inspiration to create a piece, photographed it and sent it along to the next person, and so on, and so on.

Team Canada is comprised of 13 members, a representative from each province and territory. The completed collection has been presented and exhibited around the world. Kim will introduce you to each artist and their unique piece of this magnificent team

project. Kim says:

"I have been sewing and creating my whole life! My mother introduced me to sewing at age five. In those days, kids were required to be of age six by December 31 to enter grade one and since I missed that deadline by just five days, my mom needed something to entertain me!

"I learned patience and techniques from my mom in those early years which allowed me to sail through the fiber and fashion parts of Home Economics classes in Junior and Senior High (the cooking segments were not so successful!) I learned to knit and embroider from my Grannie, learned advanced garment construction from my mom, and picked up cross-stitching, crochet, tatting, and rug hooking along the way. Following high school, I received



professional training in dressmaking and tailoring, completing the NAIT diploma program of tailoring.

"I began my quilting study with Earthly Goods Quilting (Premiere Quilt Shop, Edmonton, Alberta), in February 1992 – quite accidentally. My mother was unable to attend the Rotary Cutting class she was registered in, so I stepped in to fill her spot. I was immediately drawn to the wonderful samples and beautiful cotton and it wasn't long

**continued on Page 5**

- Website: [www.kimcaskey.ca](http://www.kimcaskey.ca)
- Email: [kim@kimcaskey.ca](mailto:kim@kimcaskey.ca)
- Phone: 780-288-9008





before I was hooked on quilting.”

By 1994, Kim was instructing classes and workshops. She has taught for guilds and groups all over the world, thanks to her international quilting connection.

Kim began hosting Quilt and Textile Tours in 2014 (Celtic Quilt Tours) to Ireland, Scotland, France, Iceland, Wales, England – and most recently – Japan! As soon as travel is safe again, she will be back on the road with 2022 tours to Newfoundland, Ireland/Scotland, and France and a special tour to Italy is in the works for 2023!

Through these international quilt and textile tours, Kim has met quilters from all over the world, which has provided unique opportunities of collaboration for projects like the World Wide Whispers collection, which she will tell us about at our October 11 guild meeting.

## World Wide Whispers A Collaborative Quilt Project



Team Canada leader, Kim Caskey will present this fun and fascinating collaborative quilt project.

Durham Trillium Quilt Guild  
Monday, October 11, 2021  
6:30pm Zoom Doors Open  
7:00pm Meeting Start

**A clean house is a sign of a broken sewing machine.**

### **Guild Meeting Dates**

Our guild meets at 7:00 PM every second Monday of the month from September to June.

If you are interested in following our newsletters, they are posted on the first Monday of every month of our guild year on our website under “Newsletters.”

In-person meetings are currently suspended due to COVID-19’s physical distancing requirements.

Until COVID-19 restrictions are lifted, members and pre-registered visitors will receive an email invitation to Zoom meetings. We look forward to you joining in and sharing at our virtual meetings this fall. We have a great line-up of presentators scheduled for the months ahead. Be sure to save these dates to join in our meetings.

### **Save These Dates**

- October 11
- November 8
- December 13
- January 10
- February 14
- March 14
- April 11
- May 9
- June 13



## Secret Santa – Laura B

This year, the DTQG is offering members a chance to participate in a Secret Santa program. Members who sign up to participate will be randomly assigned another participant, for whom they will be a “Secret Santa.” The “Secret Santa” will give their “giftee” a Christmas gift (valued between \$15 and \$25) that will be opened during the December guild meeting. After opening the gift, the “giftee” will try to guess who was their “Secret Santa.”

To help with gift selection, each Secret Santa is given the quilting likes and dislikes of their

“giftee” as well as an example of a gift that the “giftee” would like to receive. Gifts can be made or purchased, at the discretion of the Secret Santa, and are to be valued between \$15 and \$25 (excluding shipping). Gifts can be purchased new or given from the Santa’s stash IF the item is new/unused and the value of the gift is appropriate. Secret Santas are encouraged not to be “scrooges”

by giving a cheap item (e.g., a dollar store mug) or a pile of leftover scraps (unless, of course, the “giftee” has indicated that they’d absolutely love a bag of such scraps). Each participant is giving a gift and getting a gift, and they should all be of similar value.

The plan is for gifts to be mailed to the “giftee,” but if the “giftee” lives locally, they can be delivered if desired, so long as you can preserve the secrecy of who is giving the gift (e.g., ring the doorbell and run, have a friend drop it off for you, or drop it off to the giftee’s neighbour and ask them to deliver it next door for you). If mailing the Secret Santa gift, please use the DTQG PO Box as the return address (Durham Trillium

Quilters Guild, PO Box 30575, RPO Stevenson King, Oshawa ON L1J 8L8) so that the “giftee” cannot tell who sent the gift from the package label, yet there is still a return address so the gift will not be lost if there are problems delivering it.

If you wish to participate, please fill in the [registration form](#), and be sure to fill out the questions regarding YOUR quilting/hobby preferences AND your mailing address, as these will be given to your Secret Santa. Registrations must be received by 5 PM on Friday, October 22 (the form will disappear after this, so be sure to register ON TIME). Members who sign up will be provided with the quilting preferences and address of your assigned “giftee” by Friday, October 29. It is recommended that gifts be mailed by November 19, so that they arrive before the December 13 guild meeting.

### Key dates:

- October 22 – 4:59 pm is your last chance to register to participate
- October 29 – Secret Santa information is e-mailed to you by this day
- November 19 – last day to mail the gift
- December 13 – guild meeting including gift opening and Secret Santa guessing





## Show & Share - Peggy G

As we continue with our monthly tradition of Show & Share, everyone loves to be able to see your finished (or unfinished) projects. It is inspiring to see the work done by members and fun to hear the stories on the process and the history/meaning of the various quilts and projects. As we continue with virtual meetings, I will continue with having you submit photos of your projects in advance of the meeting.

Please send photos of your Show & Share projects to [dtqgShowNShare@gmail.com](mailto:dtqgShowNShare@gmail.com) instead of the regular guild email. For the October meeting, please have these sent by 5:00 PM on Friday, October 8, 2021, to allow some time to get them in my presentation.

Please remember to:

- Send one email per quilt/project
- Include "Show & Share" in the email subject
- Include the name of the person submitting the quilt (I can't always tell from the email address and we will make it up if we can't tell)
- Please only send a maximum of 2-3 photos per quilt/project

You can send as many project emails as you like, but if there are a lot submitted, I will limit displayed projects to two per person. So, if submitting more than two projects, please indicate your preferred two or I will just randomly select them.

Note that speaking of the quilts will be limited to one minute per quilt at the meeting. Don't forget - each submission qualifies for the monthly draw. I'm looking forward to receiving photos of your beautiful and inspiring projects.

## Upcoming Sew Socials - Jacqueline H

Happy October Fellow Quilters. Here is a listing of the upcoming Sew Social Days. Please note the extended hours during the week.

- Sun, Oct 10 | 1:00 PM - 4:00 PM
- Thu, Oct 28 | 1:00 PM - 4:00 PM and 7:00 PM - 10:00 PM
- Sun, Nov 14 | 1:00 PM - 4:00 PM
- Thu, Nov 25 | 1:00 PM - 4:00 PM and 7:00 PM - 10:00 PM
- Wed, Dec 8\* | 1:00 PM - 4:00 PM and 7:00 PM - 10:00 PM
- Wed, Dec 22\* | 1:00 PM - 4:00 PM and 7:00 PM - 10:00 PM
- Fri, Dec 31\* | 7:00 PM - 1:00 AM
- Sat, Jan 1\* | 9:00 AM - 5:00 PM

\* Santa Style | Ring in the New Year

As well, our latest winners of a "shop local" gift card are: Sew Day #16 - Pam T, Sew Day #17 - Bev M, #18 - Holly P, #19 - Donna G, and our latest Sew Day #20 - Kate H.

Looking forward to seeing you all at our next series of Sew Socials!

**Next  
Show & Share  
Deadline**

**Friday,  
October 8**



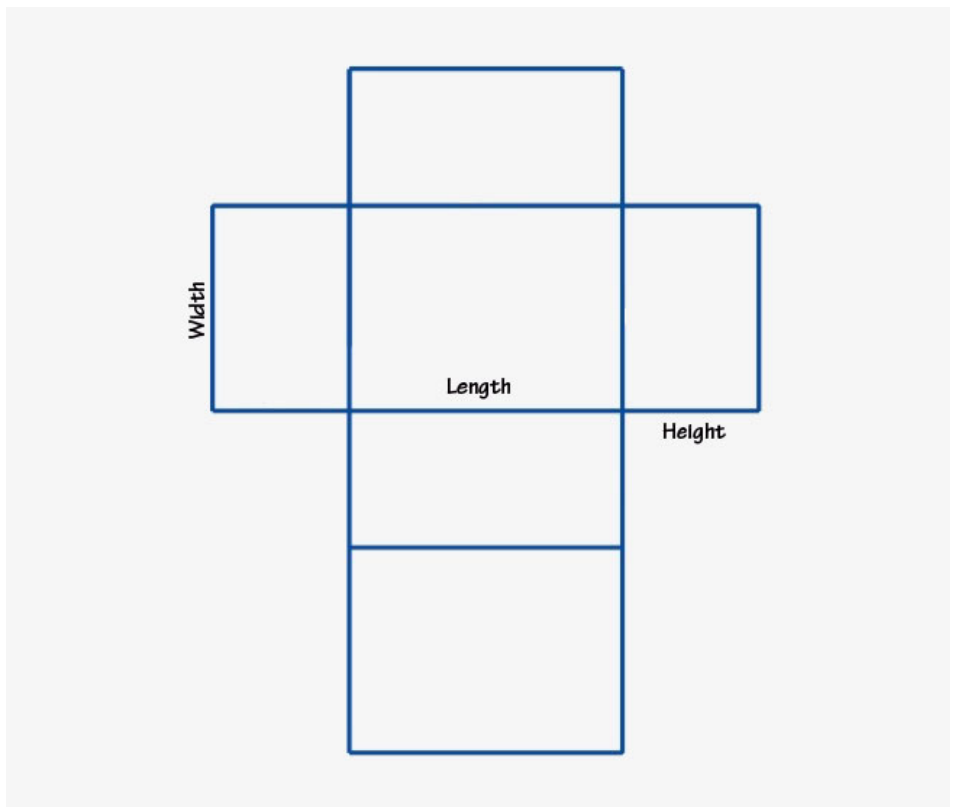
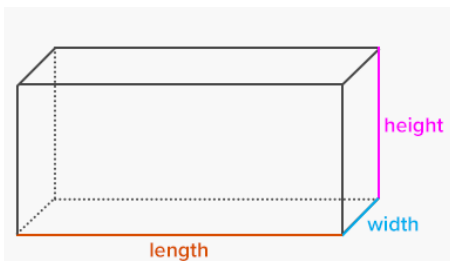


## Fabric Basket - Jacqueline H

OH MY GOODNESS - I can hardly imagine how much fabric you have set aside for the fabric basket! As you set aside your scraps, remember that most people like them to be about the size of your hand or bigger.

If you have an overabundance of fabric basket scraps you might consider placing them in a zip lock bag and dropping that off in the fabric basket. I have learned some of our members love the challenge of piecing with tiny scraps. Again, please place them in a zip lock bag before distributing at our next guild meeting.

If you are considering using your wee little scraps for a dog bed, I made one last spring for our dog. It was the shape of a rectangular prism. I used a stiff corduroy for all of the sides. Sorry, I don't have a pattern - I just used good math.







## Placemat Challenge - Jacqueline H

As most of you are familiar, Meals on Wheels helps people who are shut in or not able to cook a balanced meal for themselves. They sometimes feel isolated (especially during these past 20 months).

Last year as a guild, we produced 243 placemats for the SPRING DRIVE. If you will recall we had a photo finish horse race with Lena, Andrew, and Holly each winning a basket of fabric and sewing notions as their prize.

We are hoping to contribute the same numbers this December holiday season. So please check

out your seasonal fabric (or orphaned seasonal blocks) and see what you are willing to part with for a great cause. It truly does mean a lot to someone who is shut in to know that we care for them!

Start making those standard sized placemats as soon as you can - approximately 12 inches by 16 inches.

Watch the newsletter for more information. We know all placemats will need to be at their various Placemat Collection Location(s) (TBD) by Tuesday, November 30, so they can be quarantined before sending out for holiday dinner deliveries.



## Sew Day Fun - Jacqueline H

Our Sew Day Sisters answered some fill-in-the-blank questions at our latest sew day. Here are some of the answers for "My husband/spouse/roommate has too many \_\_\_\_\_."

Answers included: tools, coffee mugs, woodworking magazines, Reader's Digest books, slips of paper with notes on them, lawn mowers, and my all-time favourite, "My ex-husband had too many girl friends!"



## Library - Maria S & Janet H

Thank you to all the members who returned the overdue books from our last meeting, last year.

Here is a list of some current and donated books that are available for you to borrow for a month.

To borrow a library book, please let me know the book title and number of your selection.

You can "check out" your volume by informing me via telephone or email - [dtgg@gmail.com](mailto:dtgg@gmail.com). Arrangements can be made for you to either pick up your selection or have it delivered to you.



continued on Page 10



## DTQG Library Books October 2021

Book #	Title	Author	Year
105	Ruler Work Quilting	Amanda Murphy	2018
143	Make it, Take it	Krista Hennebury	2015
148	Machine Quilting-A Primer of Techniques	Sue Nickels	2003
166	Log Cabin Restructured	Shizuko Kuroha	2008
177	Sisterhood of Scraps	Lissa Alexander	2020
193	Fast & Fun - 3 Yard Quilts	Donna Robertson	2018
198	Charm School	Vanessa Goertzen	2017
202	WALK	Jacque Gering	2016
214	Jelly Filled - 18 Quilts from 2 1/2 " strips	Vanessa Goertzen	2019
228	I Believe	Art To Heart	2009
236	Quilt As You Go Made Modern	Jera Brandvig	2014
240	Wool, Needle & Thread	Lisa Bongean	2019
255	Stitching for the Seasons	Jen Daly	2019
290	Simple Graces	Kim Diehl	2010
358	Contemporary Quilts Design	Sandra Meech	2003
388	Quilt Improv	Lucie Summers	2013
402	Urban and Amish	Myra Harder	2014
409	Sister Sampler Quilts	Anne Marie Chany	2015
m413	March/April 2020	McCall's Quilting	2020
m414	May/June 2020	McCall's Quilting	2020
m415	July/August 2020	McCall's Quilting	2020
m511	Winter 2019	The Canadian Quilter	2019
m535	Summer 2019	The Canadian Quilter	2019
m741	Sept/Oct 2019	Fons & Porter Love of Quilting	2019
m746	March/April 2020	Fons & Porter Love of Quilting	2020
m747	July/August 2020	Fons & Porter Love of Quilting	2020
m748	May/June 2020	Fons & Porter Love of Quilting	2020
m810	Early Winter 2017	Missouri Star - Block Magazine	2017
m828	Winter 2019, Volume 6, Issue 6	Missouri Star - Block Magazine	2019
m544	Summer 2021	The Canadian Quilter	2021





## **Idamay Janet Dalglish-Coates**

1935-2021

Janet, of Oshawa, passed away peacefully at Case Manor Care Community in Bobcaygeon on July 24, 2021.

Janet enjoyed a rich and varied career as an elementary school teacher, graphic and fibre artist, teacher of the arts, and as host and producer of the weekly series "The Imaginal Tree" which examined the creative process at work in the Durham Region on Rogers Cable 10 from 1979-1999.

Janet was honoured over the years for her work as a volunteer. Janet received the Oshawa YMCA "Woman of Distinction" Award in the Arts category in 1982 for Durham Region. She was also awarded an Honorary Life Membership in the Oshawa Art Association in 1982. In 1992 Janet received the Lescaibot Award from the government of Canada for her support of the Arts. Janet taught needlelace, quilting, fabric collage and her work is included in the Robert McLaughlin Gallery Permanent Collection in Oshawa. Janet was predeceased by her loving husband Gordon Coates in 1993. She is survived by her brother Jim Dalglish and his wife Barbara Dalglish of Bobcaygeon. Predeceased by her loving parents John Lawrence Dalglish and May

Theresa Dalglish (Orr) of Willowdale, ON. Janet's expressed wish was that there be no funeral and no visitation. If desired, memorial donations may be made to the Janet Dalglish Coates Memorial Fund, Oshawa Public Library, 65 Bagot St, Oshawa ON, L1H 1N2.

### **Personal Memories - Sandy Mac**

Janet will be greatly missed by all who knew her and not just by those of us who knew her through quilting. I knew her first when she would teach the occasional class at "The Olde Silver Thimble." A lovely woman, very generous with her time and knowledge. A great friend to many guilds where her donations were always anonymous. When I retired the spring of 2016, I couldn't wait until the fall when I would be able to join Janet in the classes she lead with the Oshawa Seniors. She would provide countless documents (I have four very large binders) that she had created from her years of teaching with regards to different quilting techniques, templates from Marti



Michelle that she would charge each of us only \$5-\$10 and we daren't offer to pay the actual price as she would be offended.

At the end of each session, her students would gift Janet with flowers and gift cards to her favourite restaurants (Red Lobster and Swiss Chalet), and I discovered that she loved dark chocolate with burnt almonds (I would leave two large bars at her spot each session) and she told me she would have a piece of the bar each day as a special treat to herself. Indeed, Janet was a very special lady.





# BISA BUTLER

2021 DISTINGUISHED ARTIST SERIES



If you were inspired by last month's featured quilter, Bisa Butler, you can learn more about her and her craft by clicking on the picture above for a YouTube video. You can also try your hand at Bisa's technique by following [this tutorial](#) to make your own masterpiece.

Canadian Quilters Association  
4d · 🌐

Your Unique Quilting Practice - a zoom presentation by Andrea Tsang Jackson.

You are invited to join a one hour Zoom webinar presentation by Andrea Tsang Jackson on Wednesday, October 13 at 7 pm EDT. Members can purchase tickets for \$10+tax in the Members Studio. Link in bio. Nonmember tickets on sale Oct. 6 for \$20+tax. #canadianquilter #quiltingincanada



## Advertise with Us

**Email Contact:**  
dtqguild@gmail.com


**Mail Address:**  
PO Box 30575  
RPO Stevenson  
King  
Oshawa ON  
L1J 8L8

Inquire about our rates for your quilting or sewing related business.



**Annie's Quilt Shop**  
*Fine Fabrics And Sew Much More*


816 Regional Road 17 Newcastle, ON L1B 1L9  
905-987-1779 / anniesquiltshop@gmail.com



**Appleseed Quiltworks**


Your Downtown  
Lindsay  
Quilt Store  
100 Kent St W  
Lindsay, ON  
K9V 2Y4  
Appleseedquilt.ca  
705-324-0385

Helping you make memories one stitch at a time.



**Chez Cheryl's**

Longarm  
Quilting Services  
Quilts Made to Order



Cheryl Lorenz - Longarm Specialist  
Oshawa Ontario  
clorenz@live.ca - 416-985-3731







## Bolts & Bobbins

Quilting  
In The Country

**Donna Starr**

384 Eden Rd  
RR#1 Woodville, ON  
705-374-4053  
boltsandbobbins.com



## Duckies Longarm Quilting & Embroidery

Renée Duckworth  
289.675.4306  
DuckiesQuilting@gmail.com

61 Thomas St  
Oshawa, On L1H3W6  
[www.duckiesquilting.com](http://www.duckiesquilting.com)

## Fiddle Threads Quilting

Sandra Flintoff  
Offering Long arm Quilting Services  
[fiddlethreadsquilting@gmail.com](mailto:fiddlethreadsquilting@gmail.com)  
705 344 6077

## LONGARM QUILTING FUN

905 240 1487  
21 Hartrick Place  
Whitby, Ontario



Allie Edwards

Longarm Machine Quilting

[laqf2@gmail.com](mailto:laqf2@gmail.com)  
[allie1448@gmail.com](mailto:allie1448@gmail.com)

*Gammill.*  
QUILTING SYSTEMS

**BERNINA**  
made to create

**brother**  
at your side

**accuquilt**

**Philippa Skjaveland**



**705.201.5262**

Sales @  
[KawarthaQuiltingAndSewing.Com](http://KawarthaQuiltingAndSewing.Com)

1436 Highway 7A  
Bethany, Ontario L0A 1A0

EASY  
ONLINE  
ORDERING



## QUILTERS CUPBOARD

202 Brock Street E.  
Uxbridge, ON. L9P 1R3  
905-862-0666  
[www.quilterscupboard.ca](http://www.quilterscupboard.ca)  
[kim@quilterscupboard.ca](mailto:kim@quilterscupboard.ca)


Enjoy our many  
Samples and Fabrics

Tues - Sat, 10 - 5  
Thurs, evening till 7pm



**Rick McBride**

Quality Workmanship Guaranteed



## McBride Sewing Machine Repair

Repairs to all makes and models

Cell: 416.670.4041  
Shop: 905.620.1133  
Toll Free: 1.877.620.1133  
E-mail: [dsmrpm@rogers.com](mailto:dsmrpm@rogers.com)

\*Elna \*White  
\*Singer \*PFAFF  
\*Janome \*Kenmore  
\*Brother \*Bernina  
\*Babylock \*Husqvarna





Longarm Sales/Service/Rentals/Education

We also stock a wide variety of longarm and quilting supplies

- Threads
- Rulers
- Pantographs
- Stencils

1621 McEwen Drive #37  
 Whitby, Ontario  
 L1N 9A5  
 905-435-8720

Find me on YouTube @ whirlsnswirlsquilting

### Just Click

Click on any business card or advertisement for direct access to the company's website.

No copyright infringement intended on all posted materials.

### Block of the Month 2021-2022 – Kate H

It's a Quilters' Getaway Mystery  
- Woo hoooo!!

Do you need some fun right now? Want to join in with a group making the same quilt but different, just like you? For this year's block of the month, we are running another mystery quilt.

Sherri Hisey from Border Creek Station has designed a fabulous quilt pattern for our guild program. You will need four fabrics, some good organizing and sleuthing skills, as well as a keen sense of adventure.

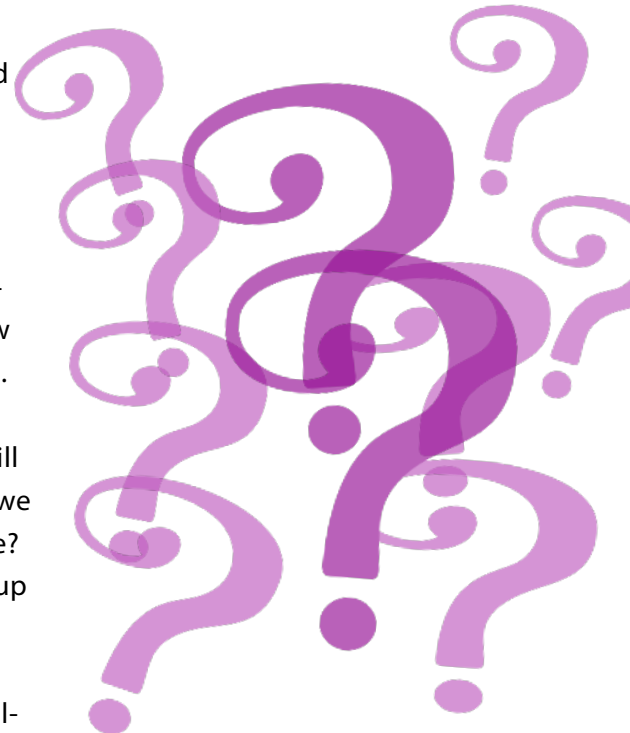
We will have monthly clues, prizes for keeping up, lots of fun, and the big reveal in September

2022. To be eligible for the grand prize of \$50, your quilt must be quilted and bound with a label!

Cost is \$15.00 per person for the pattern. See our website for **registration** and payment information. Registration is open now for members and will close soon.

The first clue is coming in October, so don't delay! Clues will be emailed until such time that we can meet in person. Still not sure? You can sign up later and catch up anytime.

This year, we have a bit of a twist, there are several sizes available for you to complete. Check out the guild website for fabric selections and sizes. If you don't have a stash, no worries, Border Creek



Station has a little online shop set up just for us. Check it out **here**.

Hope that you will join us for some fun!!





## Morale Officer - Jacqueline H

We feel we may still have a ways to go before things return to normal, but in the mean time we are holding our chins up and marching on!

We have moved to a more monthly update on the Keep Calm - Morale webpage.

We are in this together. We shall survive and thrive.



I don't know if you've already come across this story, but I think it is inspirational enough to be shared again. The South Central Correctional Centre, a jail in Licking, Missouri, has set up a quilting program for its inmates to help them engage with the community. Some of the participants have made hundreds of quilts which end up being donated to foster children. Each quilt is embroidered with the recipient child's name to let him or her know they have not been forgotten, that someone does care. Click on the photograph to get the full story.



This is a great ideas page to help cut the cost of your quilting hobby.

Loaded with links to other internet sources, this blogger presents some very creative and unique ideas to produce beautiful, and sometimes quite sentimental, quilts within a reasonable budget. Click on the photo to access the posting. And grab some tea, you could be here for a while.



Aren't these rotary cutter covers super cute? Click on the photo to access the tutorial to make your very own.



Newsletter submissions MUST be sent as WORD documents via email to the Editor by the posted deadline. Her email address is available on our guild's membership roster.



# Have You Heard? Quilt Retreat is ON

Yes, it's finally true! Due to declining COVID outbreaks and after evaluating additional information provided by Elim Lodge, the guild executive has decided to proceed with our fall retreat.

However, following the health and safety protocols prescribed by the Province of Ontario and the local health unit is strictly required.

You must be a DTQG member in good standing for 2021-2022 (registered AND paid), and you must be double vaccinated for more than 14 days prior to the registration deadline of **October 19**, to be eligible to attend.

#### **When:**

- Thursday, November 4, from 10:30 AM through Sunday November 7, 2021

#### **Cost per person:**

- \$375.00 for 3 nights|10 meals OR
- \$260.00 for 2 nights|7 meals (must pay in full at time of registration).

Internet access for the weekend is included.

Availability will be on a first registered AND PAID, first served basis.

In order to successfully initiate our retreat, we require a minimum

of 20 participants to a maximum of 30. Each attendee will have his/her own single bedroom, and the premium for single rooms has been waived.

Elim Lodge requires that you provide your proof of vaccination at the Lodge office BEFORE you enter the chapel or dining room. You will also be required to provide contact tracing information.

**How to sign up:** Click on the link above or go to the guild website and complete the online form under Workshops/Retreats tab, then send your payment by e-transfer to dtqguild@gmail.com. Be sure to put "Fall Retreat" and your name in the e-transfer comment so we know what the payment is for. We have set a deadline of **October 19** for all registration and payments to be received.

**Important:** Due to COVID-19 restrictions, there will be no snack table in the front hall. You may bring snacks to share with your pod. Coffee and tea will be provided. Please bring your own cups, bottled water, or water cup. Paper cups will not be provided.

You will be required to wear a mask while you are walking around the chapel, but not while seated at



your own sewing station.

In addition, you must wear one in the dining room, except when you are eating and drinking. These protocols are set by the Province of Ontario and are not negotiable, nor will protesting be acceptable.

You are allowed to bring small portable irons to use at your station.

**Meals:** Meals are served in the dining room, plated, and everyone receives the same meals. If you require a special diet, you will be required to bring your own meals which can be heated up in the dining hall by the Elim staff. Note: fish will not be on the menu!

**Refund policy:** if you cancel within 14 days of the retreat start date, you get 100% refund. If you cancel within less than 14 days, your refund will be less the meal portion which is in accordance with Elim's refund policy as they order food two weeks ahead of the retreat, and that must be paid for.