

Patchwork Press



Newsletter for the Durham Trillium Quilters' Guild

Mail Address: PO Box 30575, RPO Stevenson King, Oshawa ON L1J 8L8

February 2022 – Issue 06 | www.durhamtrilliumquiltersguild.ca | Email: dtqguild@gmail.com

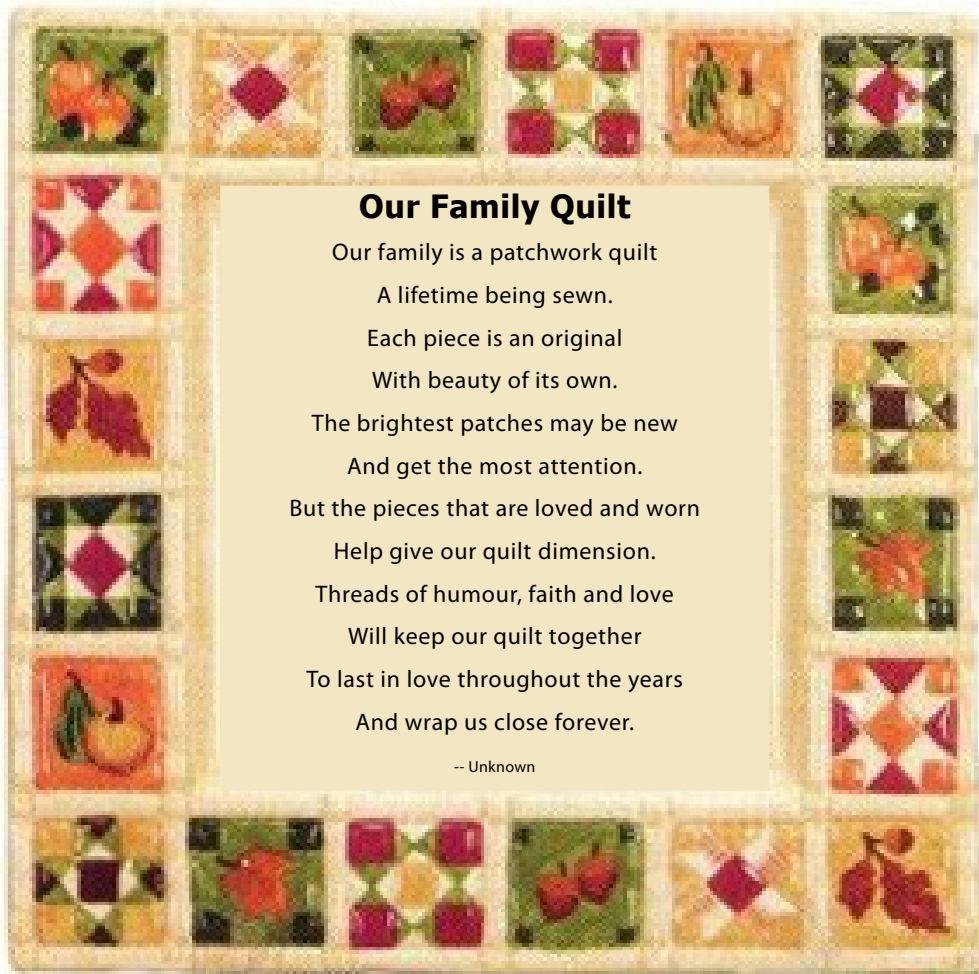
President's Message - Debbie K

Hello you wonderful group of awesome quilters.

Wow, the first month of 2022 is just about over. Time seems to be flying by at such a fast pace lately. Seems like we were just celebrating Christmas and New Year's last week.

Speaking of that, I must apologize to you for missing the newsletter deadline last month. I did not think to use the calendar at my disposal and totally blew past the due date. Kay did exactly what I asked her to do which is, if there are no articles from people by the deadline, then put the newsletter together with what she has received. Kay does an awesome job with the newsletter, especially when we give her something to work with. So, once again I apologize to you and especially to Kay for not being on top of writing my article last month.

I want to wish all of you a wonderful 2022. May this be a year of great and good blessing for



Our Family Quilt

Our family is a patchwork quilt

A lifetime being sewn.

Each piece is an original

With beauty of its own.

The brightest patches may be new

And get the most attention.

But the pieces that are loved and worn

Help give our quilt dimension.

Threads of humour, faith and love

Will keep our quilt together

To last in love throughout the years

And wrap us close forever.

-- Unknown

you, your family, and your friends. May this be a year of finishing lots of those projects we have had hanging over our heads, using up material from our stash (mostly so we can make room for new patterns), and prioritising looking

after ourselves so we can continue to look after those we care about.

I find with this "wonderful" weather we have been having that it takes great effort for me to get my rear (and the rest of me) out the door. I always do feel better

continued on Page 2



once I get some fresh air and walk around for a bit. It does seem to take so much nagging at myself to put on the boots, coat, and gloves to get outside. Going into the sewing room is sooooo much easier!

One thing that helps me get outside is that the bird feeders need to be filled at least every two days. After I get that task done, I enjoy standing in the sunshine, watching the birds, and listening to the forest sounds around me. So very peaceful and healing. And inspiring. I seem to be able to put fabric combinations together easier and get more sewing done if I have spent a few minutes outside during the day. However, there are some days that I want to be like my cat - get trapped by a sunbeam and just have a good nap...

We are halfway through our guild year already. We have had so many good speakers, spent so many fun days sewing with others on Zoom, and connecting up with each other. We were able to have our first in-person quilt retreat in November and as you will see, we are planning for another one in April. The Zoom sew days continue to be a great hit with everyone who comes (usually between 15 – 25 members) and so many members say how much they get done at these times. If you haven't tried one, please come and join



very peaceful and healing

us on one of the February dates. It is like going on a retreat without having to pack things up, you get to chat with everybody, share answers to questions, and have so many laughs while accomplishing a great deal if you want to. My big accomplishment is that on January 20 at the Sew Day I was able to sit down and sew a quilt top. This is the first time I have been able to do that since May 2021. My room is finally at the stage where I can cut, press, and sew, enjoying the process of creating. My sewing area is truly my happy place. Still more things to do with organizing and putting things away, but for now I am reveling in the ability to sew. Now, if I could only turn off the machine before 4:30 AM and get to bed earlier...

It is also that time in the guild year where we need to start planning for new people to come on board with the Executive. Sharon M will be letting you know what



trapped by a sunbeam

positions will be open and asking you to think about stepping up with your experience, initiative, fresh ideas, and vibrancy to help us continue to be an active, supportive guild. Thank you for volunteering to help keep such a wonderful group connected and growing.

We are now heading into one of the hardest months of the year. At least that is how I have experienced it in past years. Thank goodness that it is also the shortest month. Winter is only halfway over, and we are coming up to the two year mark of our fun with Covid. I could talk more about things that can bring us down or irritate us but I choose not to. Some things I love about this time of year – the daylight time is getting longer, the weather makes it nice to be outside, lots of birds coming to cheer us with their songs, there is the hope of spring as many of us start to plan our gardens while we gaze at the seed catalogues wondering

continued on Page 3



My sewing area is truly my happy place.

what will survive.

This time of hibernation gives us the time to think, recuperate, reassess areas of our life, and to be able to have the time to plan for what may come next. It also gives us focused time to work on our sewing projects, knitting, reading, and whatever other interest you have. What a wonderful gift this time of year is, it helps us to

rekindle hope in ourselves, others, and the world!

Here is a President's Challenge for February – pick one person a day to call and share something you are grateful for. Share hope with each other, for with hope you can conquer anything. Be each others' hope carriers. Let's infect our world with joy, gratefulness, creativity, and much love. And

maybe make a heart for someone you care about.

For anyone having a tough time right now, I send you love, strength and all the energy you need to make it through. May you feel the love you are surrounded by and receive the comfort that is contained in that love. Remember you have people who care about you and are willing to help as soon as you ask. This journey of life is travelled with others, you are not alone. You are needed, you are wanted, you are loved.

See all of you on February 14 at our guild meeting. Maybe have something red on and I look forward to hearing lots of Kudo Strip stories. They add such joy to our hearts when you share the good things with us. Until then, Ladies and Gentlemen, have a wonderful week and be greatly blessed.

Now, I have a decision to make. Do I turn off my machine or keep sewing? It is only 5:00 AM...

Valentine Table Runner

It just wouldn't be a February newsletter without me giving you some Valentine project ideas. Here's a super cute table runner that uses up tons of scraps, while displaying your love... for quilting.

Little Valentine Quilt

This is a perfect little project that I know some of you can whip together in time for Valentine's Day.

Suitable for all ages when it comes to declaring your love... for quilting.


Quilt of Belonging

If you haven't seen this yet, please check it out. We need to remember our Canadian identity and heritage through the lens of love and understanding, particularly now. Once again, quilters help us to do just that.



The Bay of Quinte Modern Quilt Guild is having a quilt show at the Parrott Gallery in Belleville. For now the show is virtual. Hopefully the gallery will be open to the public in early February. Click on the ad for more info.

The Bay of Quinte Modern Quilt Guild presents
"Outside the Block"
The Log Cabin Quilt Block Reimagined

<i>TRADITIONAL</i>	<i>REIMAGINED</i>
	

January 22 - February 19, 2022 - Gallery 1





254 Pinnacle St., Belleville ON
 gallery@bellevillelibrary.ca
 613-698-6731 x2040

Fabric Basket - Jacqueline H

Everyone seems to have different ideas as to what constitutes scraps.

I have one girlfriend who has to get rid of every piece of fabric related to her current project (as soon as the project is done). I have other friends who keep pieces of fabric as small as 1 cm square.

And here's a shout out to Retta who told me this week that she sits in front of the TV and sews scraps onto cash register receipts.

I personally cut material that is smaller than a fat quarter into 2-inch, 4-inch, 5-inch and 6-inch blocks.

A shout out to Judy who cuts her scraps into strips and not squares. That way she can make them into rectangles if the pattern calls for scrap rectangles.

This month, I challenge you again to try and do your best to use up your scraps. I know personally if I didn't make a conscious effort to use more of my scraps, I would have been able to make doggie beds for a small shelter.

This month I leave you with the Missouri Star Quilt video link to making 10-inch scrap blocks that can then be turned into crumb quilts.

Here's a [Triple Play YouTube video](#) by Jenny, Misty, and Natalie to help inspire your next scrap project.

Morale Officer - Jacqueline H

Happy February, Quilters! We are back to one post per week from the Morale Officer. If you have missed our most recent posts, they can be found on the [DTQG website](#). We just finished up a round of BINGO to try and alleviate some of the winter blues. Do your best to do unto others as you would have them do unto you.



Feb 14 Zoom Guild Meeting - Lina S

Speaker: **Rose Parr**

Topic: **Machine Maintenance - Healthy Quilting from the Inside Out**

Rose has been sewing for 40 years, quilting for 30, and personal training for more than 15.

She holds certifications in:

- Ergonomics
- Holistic Nutrition
- Stress Management
- Home Economics
- Reiki, EFT & Meditation
- Active Aging

She lives in Guelph, Ontario, Canada with her husband David. Together they have four grown children.

Rose enjoys speaking to quilt guilds both virtually and in-person. She is a professional longarm quilter and a regular contributor to Canadian Quilter Magazine. Her book "Sew Healthy & Happy, Smart Ergonomics, Stretches & More for Makers" is available from your favourite bookseller or local quilt shop. Topics include:

- Discovering foods that fight inflammation.
- Discovering foods that can contribute to inflammation.
- Basic strength training exercises focusing on form

[Rose's Website](#)



Quilting shouldn't be a pain in the neck!

- and technique. Free weights, therapy bands, or body-weight exercises will all be covered. Muscle knows no age!
- Learning the right way to stretch, without having to get on the floor.
 - Using moves designed for makers, to be done right at your sewing machine or crafting table.
 - The importance of hydration and movement.
 - And other tips so we can stay pain-free and #sew2a100 .





Spring Retreat – Mark your calendar for April 7-10, 2022

Come and join us for an awesome social time with fun, food, friends, and lots of quilting.

Our Spring Retreat will be held at Elim Lodge from Thursday, April 7 through Sunday, April 10, 2022. The cost for Thursday to Sunday (3 nights and 10 meals) is \$420. From Friday to Sunday (2 nights and 7 meals) the cost is \$345. Elim will be following the direction of their local Public Health Unit regarding protocols.

Guild executive member registration will be open on February 8, 2022 and general registration will be open on the guild website on February 15, 2022. The deadline for registration and payment is March 21, 2022.

We are offering a payment option to pay in full, or make two installments - half upon registration and the remainder in full by March 21, 2022

Since we are observing Covid protocols, the retreat will be limited to 30 people, and a minimum of 20 attendees is required for all meals. We will have a demo and lots of fun.

We will do our best to accommodate everyone's wishes regarding housing, but keep in mind that you may not get the rooms that you desire. Members with

accessibility needs will prevail over all other requests.

We will be hosting a live auction again to benefit our Community Quilts program. Last time, we raised over \$200 for them, which almost paid for another roll of batting. If you have any quilting items of good quality that you would like to donate, please contact Holly directly.



Five "Good" Reasons for Buying Fabric

1. It keeps without refrigeration. You don't have to cook it to enjoy it. You never have to feed it, change it, or walk it.
2. It is less expensive and more fun than psychiatric care.
3. It insulates the closet where it is kept.
4. It provides extra weight in the trunk of your car for traction on snowy, icy roads.
5. It is our patriotic duty to support cotton farmers, textile mills, and fabric stores.

Hmmm, shopping trip anyone?

Join Our Next Guild Meeting

Our guild meets at 7:00 PM on the second Monday of every month from September to June.

If you are interested in following our newsletters, they are posted on the first Monday of every month of our guild year on our website under "Newsletters."

In-person meetings are currently suspended due to COVID-19's physical distancing requirements.

Until COVID-19 restrictions are lifted, members and pre-registered visitors will receive an email invitation to Zoom meetings. We look forward to you joining in and sharing at our virtual meetings this fall. We have a great line-up of presenters scheduled for the months ahead. Be sure to save these dates to join in our meetings.

For more details about our guild, visit our [website](#).

Upcoming Guild Meeting Dates

- February 14
- March 14
- April 11
- May 9
- June 13



Sew Day Social Convenor - Jacqueline H

Happy ZOOM Sew Days! We have now held 34 Sew Days (30 of them had door Prizes). The most recent winners are: Sew Day 28 - Diane, Sew Day 29 - Judy, Sew Day 30 - Gerlinde.

Remember that when you attend a sew day, you can stay for the entire time, or drop in when you can for as long as you are able. You can also just pop online to ask a question, or to wave to a friend. These days have been set up to help keep our guild connected. Please visit the website for the most up-to-date listings of our upcoming sew days. In the meantime, mark your calendars with the following planned schedule:

- Wednesday, February 9 from 1:00 - 4:00 PM and 7:00 - 10:00 PM
- Sunday, February 20 from 1:00 - 4:00 PM
- Saturday, February 26 from 1:00 - 4:00 PM

Looking forward to seeing you all at our next series of SEW SOCIALS!



Library - Maria S, Andrew S, Janet H

There was some activity in the library this month. One book was requested and delivered, and another book was requested but we didn't have it in the library, sorry. Once we can get together in person, I will start to go shopping for books again. If you have any suggestions for printed resources you would like to see in the library, please let me know and I will put them on my shopping list.



Show & Share - Peggy G

As we continue with our monthly tradition of Show & Share, our guild members love to see everyone's finished (or unfinished) projects. It is inspiring to see the work done by everyone and fun to hear the stories on the process and the history/meaning of the various quilts and projects.

As we continue with virtual meetings, I will continue with having you submit photos of your projects in advance of the meeting.

Please send photos of your Show & Share projects to dtqgShowNShare@gmail.com instead of the regular guild email. For the January meeting, please have these sent by 9:00 PM, February 11, 2022, to allow time to get them in my presentation.

Please remember to:

- send one email per quilt/project
- include "Show & Share" in the email subject
- include the name of the person submitting the quilt (I can't always tell from the email address, I will make it up a name if I can't tell)
- please only send a maximum of 2-3 photos per quilt/project

You can send as many project emails as you like, but if there are a lot submitted, I will limit displayed projects to two per person. So, if submitting more than two projects, please indicate your preferred two or I will just randomly select them. Note that speaking of the quilts will be limited to one minute per quilt at the meeting. Don't forget - each submission qualifies for the monthly draw. I'm looking forward to receiving photos of your beautiful and inspiring projects.

**Next
Show & Share
Deadline**

**Friday,
February 11**



Block of the Month 2021-2022 | Quilters' Getaway Mystery - Kate H

Welcome to 2022! Our group has grown to 35 participants! Welcome to our newest member, Marj R, who just joined us last week. There is still time for others to join. The cost is \$15.00 per person for the pattern and you can use up some of your stash.

Looking for ideas? Check out the fabric selections on the [Border Creek Station webstore](#) for our mystery program. Installment #3

was released at the January meeting. We discovered a couple of pattern errors, and thanks to our intrepid members for bringing these to my attention. I really appreciate it, since I am so far behind.

Posts on the Facebook group have been sweet to see.

Photos are due for submission by March 7, 2022. Send your photos to our new email submission address posted above. Remember only one photo per installment! Our prize this month is a \$10 gift card from one of our supportive shops. Congratulations



dtqgmystery@gmail.com

to last month's winner, Gail L. Instalment #4 will be released in March 2022, which leaves you loads of time to catch up! Remember for this year's project, to be eligible for the grand prize of \$50, your quilt must be quilted and bound with a label! Happy sewing!



Advertise with Us

Email Contact:

dtqguild@gmail.com

Mail Address:


PO Box 30575
RPO Stevenson
King
Oshawa ON
L1J 8L8

Inquire about our rates for your quilting or sewing related business.



Annie's Quilt Shop
Fine Fabrics And Sew Much More


816 Regional Road 17 Newcastle, ON L1B 1L9
905-987-1779 / anniesquiltshop@gmail.com



Appleseed Quiltworks


Your Downtown Lindsay Quilt Store
100 Kent St W
Lindsay, ON
K9V 2Y4
Appleseedquilt.ca
705-324-0385

Helping you make memories one stitch at a time.



Chez Cheryl's

Longarm
Quilting Services
Quilts Made to Order



Cheryl Lorenz - Longarm Specialist
Oshawa Ontario
clorenz@live.ca - 416-985-3731



ARTISTICQUILTSWITHCOLORS.COM

Online store specializing in
Freespirits Fabric designer lines

KAFFE FASSETT
TIM HOLTZ
TULA PINK
ANNA MARIA HORNER
& MORE!

Ontario, Canada | 613-438-6665





Bolts & Bobbins

Quilting
In The Country

Donna Starr

384 Eden Rd
RR#1 Woodville, ON
705-374-4053
boltsandbobbins.com



Duckies Longarm Quilting & Embroidery

Renée Duckworth
289.675.4306
DuckiesQuilting@gmail.com


61 Thomas St
Oshawa, On L1H3W6
www.duckiesquilting.com

Gammill
QUILTING SYSTEMS

BERNINA
made to create

brother
at your side

@ **accuquilt**

Philippa Skjaveland 

705.201.5262

Sales @
KawarthaQuiltingAndSewing.Com

1436 Highway 7A
Bethany, Ontario L0A 1A0

EASY ONLINE ORDERING





Allie Edwards

LONGARM QUILTING FUN

905 240 1487

21 Hartrick Place
Whitby, Ontario

Longarm Machine Quilting

laqf21@gmail.com
allie1448@gmail.com

Rick McBride
Quality Workmanship Guaranteed




McBride Sewing Machine Repair

Repairs to all makes and models

Cell: 416.670.4041
Shop: 905.620.1133
Toll Free: 1.877.620.1133
E-mail: dsmrpm@rogers.com

*Elna	*White
*Singer	*PFAFF
*Janome	*Kenmore
*Brother	*Bernina
*Babylock	*Husqvarna




Quilters Cupboard

202 Brock Street E.
Uxbridge, ON. L9P 1R3
905-862-0666
www.quilterscupboard.ca
kim@quilterscupboard.ca

Enjoy our many
Samples and Fabrics

Tues - Sat, 10 - 5
Thurs, evening till 7pm



Strength doesn't come
from what you can do.
It comes from overcoming
the things you
once thought you couldn't.





That's SEW Neat Longarm Quilting



Professionally finished quilts

Quilts up to king size

Computer driven quilting gives precision to your creations

Smoke free home in North Oshawa

www.thatsewneat.ca

Call or text 905-999-0026

Stephanie E Wilms, Owner and quilter



Longarm Sales/Service/Rentals/Education

We also stock a wide variety of longarm and quilting supplies

Threads
Rulers
Pantographs
Stencils

1621 McEwen Drive #37
Whitby, Ontario
L1N 9A5
905-435-8720

Find me on YouTube @ whirlsnswirlsquitting

Just Click

Click on any business card or advertisement for direct access to the company's website.

No copyright infringement intended on all posted materials.



Community Quilts - Maria S, Andrew S, Pam T, Diana S

Hello to all the industrious members of our guild who have been so generous with their sewing time, making quilts for our cuddle quilt program!

Maria and Andrew have just given Pam another three (!!) bins of quilt kits for you to make up new quilts. Please call Pam T to arrange for pick up and join in the fun. You can also call Maria S and she will deliver a kit or two for you to quilt. If you need batting or backing for a Community Quilt you are working on, please let Maria S know.

Before Christmas we delivered walker bags to the Hillsdale Terraces care home and attached is a thank you letter we received from the organization.

Below are pictures of quilts we delivered to Diana S to be distributed in Durham Region. Also, Diana delivered nine wheelchair

Membership - Grace R

As of February 1, we have 82 registered members in our guild. I would like to welcome the following new members to DTQG: Marilyn C; Joanne N; Lynn P; and Marj R.

Welcome back to the following DTQG members who have recently renewed their guild membership: Sandra F; Peggy F; Mary Lou H; Jean K; Louise L; Melissa L; and Catheryn S.

Our next meeting is on February 14, and I look forward to meeting you via Zoom at our virtual meeting.



Friday December 24, 2021

c/o Marie Steventon
18 Rainier Square
Scarborough, Ontario
M1T 2Z9

The Regional Municipality of Durham
Social Services Department
Long-Term Care and Services for Seniors
Hillsdale Terraces
600 Oshawa Blvd. N.
Oshawa, ON L1G 5T9
Canada
905-579-3313
Fax: 905-579-4420
durham.ca
Joanne Iacono
Administrator, Hillsdale Terraces

Dear Durham Trillium Quilters Guild:

Your generosity and kindness during these difficult times has been very much appreciated. On behalf of our residents and staff, I would like to thank you for the donation of 22 wheelchair walker bags for our residents. Christmas morning will be extra special for our residents this year, because of you and your talented team.

This holiday season has been full of challenges and uncertainties, but when we have the community behind us, we are optimistic that we are all in this together, and together we will get through these unprecedented times.

We wish you health and happiness throughout the holidays and into 2021.

Sincerely,

Tanis Head
Coordinator of Recreation and Therapy
Hillsdale Terraces LTC

quilts to Community Care Durham Region.

Andrew and Maria also delivered nine Doggy Beds to the Durham Humane Society.

Again, thank you to all members who are helping with Community Quilts! Together, we are making a difference.

(P.S. Please stay tuned for news about a Jelly Roll Race!)

continued on Page 13



Quilt by Anne D



Pieced by Angie S, quilting by Sherry F, binding by Linda W



Pieced by Margaret S, quilting and binding by Sherry F



Pieced by Linda W, quilting and binding by Laura F



Doggie beds on their way to delivery

Fat Quarter Charts

What can you cut from a fat quarter? These charts will help you figure out the best way to maximize your yardage. Handy for a scrap quilt, no?

Improve Your Piecing

Accuracy is key and the source of much frustration when things do not line up as planned. Here's a review of how to ensure your block turns out as desired.

Using Value for Colour

For me, coordinating my quilt colours is the most daunting, exhausting part of quilting. I second, third, and fourth guess everything. This article helped. . . a bit.



Quilting through the Great Depression

There are times when companies get it right - when they put the needs of their customers ahead of their profits.

This article outlines what flour manufacturers did to help struggling families during the Depression. It's quite interesting to learn to what lengths these companies went to make their flour sacks user friendly.

Click on the photo for the link.



Every Quilt Has A Story

And this is a wonderful tale as told by Cindi Rang. This YouTube video is about 15 minutes long, so savor that warm beverage as you hear about why quilts are so important, and why we need to keep making them.

Click on the photo for the link.



2018 Tokyo Quilt Festival

I am in awe of what people accomplish with needle and thread.

Even though this competition was a few years ago, I think you'll enjoy seeing the results of some masterful quilters.

I can't even begin to comprehend how many hours it took to finish some of these pieces. I hope you're inspired. I am.

Click on the photo for the link.



Best Needles for Quilting

Well, this bit of information was a surprise for me. Check out this link and video to learn about the importance of using the right needle for your project.

Free Block of the Month

Anything free when it comes to quilting is fabulous because this hobby is quite expensive. The National Quilt Museum has started an initiative to keep quilting alive and to encourage new audiences to learn more about this craft.


Although there is a Facebook group associated with their program, you can go directly to the museum's website for the patterns.

Piped Binding

Ready to step up your binding skills? Check out this article on how to create and attach an accented binding to your quilt. Now we're getting fancy.

Free Quilt Patterns

If you need more quilt ideas and projects, check out this link to Bear Creek Quilting Company's free downloads page. You'll even find some ideas here for Valentine's Day. Thanks, Debbie K for submitting this link to the newsletter. Happy to share the info.



Click on each photo to learn more about these incredible quilt works of art. Totally inspiring and amazing.



Linda C. Anderson is a painter and art quilter. Combining her two incredible talents, her portfolio is an amazing collection to browse through. I've linked you to her gallery, but check out her website, too.



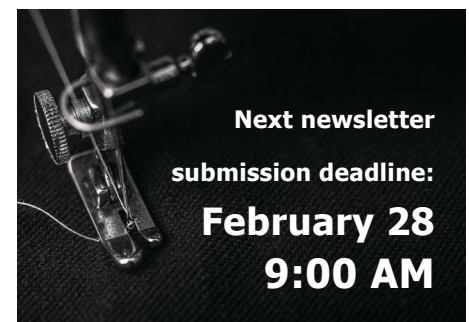
Happy Valentine's

Ok, I had to put one more Valentine project in here because it's so sugary cute on overload.

It's called Jars of Love, and it's a free tutorial by Carla Henton at Creatin' in the Sticks. Click on the photo for the link.



Here's another quilt artist you may be interested in checking out. Susan Brubaker Knapp is a fiber artist, author and teacher.



Newsletter submissions MUST be sent as WORD documents via email to the Editor by the posted deadline. Her email address is available on our guild's membership roster.