

---

December



2022



# PATCHWORK PRESS

Newsletter for the Durham Trillium Quilters' Guild

Mail address:

PO Box 30575, RPO Stevenson King, Oshawa ON L1J 8L8

[www.durhamtrilliumquiltersguild.ca](http://www.durhamtrilliumquiltersguild.ca)

Email: [dtqguild@gmail.com](mailto:dtqguild@gmail.com)

---

## President's Message:

Hello fellow quilters.

I'd like to start off the President's message this year by wishing everyone a safe and happy holiday season! Whether that means Merry Christmas, a Happy Hanukkah, Joyous Kwanzaa, or other holiday, I truly hope your holiday season is enjoyable, is spent with as many (or as few) friends and family as desired, and that it is safe and relaxing.

I want to remind everyone that our December guild meeting (Monday December 12<sup>th</sup>) will be at the new facility, the Stefano Funeral Celebration, and Reception Centre. The address for this facility is 1289 Keith Ross Drive, Oshawa ON, L1J 0C7. Keith Ross Drive is a short street off Taunton Road, just south of the Oshawa Airport. It can be accessed via the south end of Stevenson Road North, at the traffic light where the Mandarin Restaurant is located. You can google Maps directions to this location, by clicking on the following link:

<https://www.google.com/maps?daddr=1289+Keith+Ross+Drive+Ontario+L1J+0C7,+Canada>

I'm looking forward to the catered dinner prior to our December guild meeting. I love the idea of a turkey dinner (with all the fixings and dessert) that I don't have to cook/prepare AND that I can enjoy with fellow guild members. It looks like a lot members feel the same way, as we've had quite a few people register to attend. By the time this newsletter goes out, it will be too late to register (registration for the dinner was due December 2<sup>nd</sup>). For those of you attending, I'll see you on December 12<sup>th</sup> at (or before) 5:30 pm, when dinner will be served. For those of you who are not attending the dinner, please feel free to arrive and enter the facilities at 6:45, prior to the 7:00 start of the actual guild meeting. For those of you participating in the Secret Santa gift exchange, don't forget to get your gift (valued between \$15 and \$25) with sufficient time before the meeting so it can be wrapped up and brought to the meeting with the giftee's name on it (but not the name of the secret Santa!!)

I am looking forward to the December meeting. I hope to see all of you there. I am hoping to have a virtual connection for those who can't attend, but it is not confirmed yet (watch for an email). If you can't attend, I wish a happy (and not tooooo snowy) December!

**Laura B.**



## Vice President's Message:

### *Presidents Challenge Rules 2022/23*



If you take a paint chip and do not complete the challenge, you will need to pay an incomplete challenge fine of \$2.00. I will have the paint chips available at each meeting for you.

You may take as many envelopes/chips for the challenge as you like but you will be required to pay \$2.00 for each one not completed.

Please note that the Challenge projects will be displayed at the Fall 2024 Quilt Show

1. Size perimeters for entries are: 18 inches X 12.5 inches, up to a maximum of 24 inches by 18 inches. Table runners to a maximum length of 38 inches
2. You **MUST** use 2 colours from your paint chip
3. Your item **MUST** be made up of **NO** less than 60 percent of the two colours of your choice from the paint chip.
4. You may add a maximum of 2 more colours, not including backing. (you may use any backing of your choice)
5. If you choose to use a third colour from your paint chip this **WILL** count towards one of your 2 free colour choices.
6. Embellishments are fine and they do not have to be part of the colours you choose from your paint chip.
7. Challenges are to be completed and handed in no later than the April 24<sup>th</sup> Guild meeting. The challenges will be displayed at this meeting for judging and prize winners will be announced at the may meeting.

In order for your entry to be considered for judging your project **MUST** be bound and quilted. You **MUST** attach the paint chip to the front of the project. Your item **MUST** have a label pinned to the back facing inward so that it can not be seen or read. Please do **NOT** stitch your label to the item until after you receive it back.

This is meant to be a fun project and encourage you to step out of your comfort zone and possibly end up with a colour that you would not normally choose to work with. Please do not share your ideas with others so that the judging is kept completely anonymous.

Please give all completed work to the Vice President (DEBBIE W.) **ONLY**. Please be sure that you can not see through the bag when you hand it in. If you have any questions about the challenge, please contact Debbie W (see guild membership listing)

**LOOKING FORWARD TO SEEING ALL THE CREATIVITY THAT IS IN OUR GUILD!!!!!!**

**Debbie W.**



## Past President's Message:

I wish everyone lots of fun at our new meeting place and that all our members have a safe, healthy, and happy holiday!

**Debbie K.**



### **DTQG 2022 Dec 12 Catered Dinner – Laura B.**

By the time this newsletter is sent out, it will be past the date to sign up to attend the catered holiday dinner that will start at 5:30. Those participating in the dinner are asked to arrive at 5:15 pm so that dinner can start on time (5:30) and be done before the actual meeting. Members who are not attending the catered dinner are asked to arrive for the meeting at the normal 6:45 time, prior to the start of the guild meeting at 7:00 pm.

If you signed up and have to cancel (we hope you don't as we will miss you), refunds can be provided for cancellations that are done up to and including Wednesday December 7<sup>th</sup>. Please contact Laura B. directly if you have to cancel.

Please remember that the 2022 Dec 12 meeting will be held at our new location, the DeStefano Funeral, Celebration, and Reception Centre, located at 1289 Keith Ross Drive, Oshawa ON L1J 0C7.



## DTQG Secret Santa Program -:

I am looking forward to the Secret Santa gift exchange that will occur at the December guild meeting. Those who signed up were randomly assigned another participating member, and were sent the information on November 14<sup>th</sup>. I do apologize for any confusion that occurred by mistakenly sending out last year's Secret Santa information, before I realized my error and sent the correct info for this year.

For those who are participating, don't forget that gifts are to be in the price range of \$15- \$25 and can be either purchased or made. Gifts are to be brought to the December 12, 2022 guild meeting, with a tag showing the giftee's name (but not the name of the Secret Santa) for the in-person exchange. Gifts will be opened at the meeting, and after opening their present, each giftee will try to guess which member of the group was their Secret Santa.

Guild members who did not sign up for this are still welcome to view the gift opening/Santa guessing fun!

**Laura B.**

### Program:

Last month we had the four corners, and I am sharing two of the demos with you as requested. These PDF documents will be included in the email that announces the newsletter availability:

- Faux Flange Binding Demo - Kate H.pdf
- Hand Quilting Demo - Susan M.pdf



### December:

We will be in our new venue and are excited to announce that **Sandra from Appleseed Quiltworks** will be our guest presenter to show us some new and wonderful things we might need as Christmas gifts. Sandra has pulled together her favourite things, and she has the most amazing stocking where these wonderful items are hidden; kind of like Mary Poppins, but with fabric and notions galore. You won't want to miss this evening of filled with delight. Don't forget to bring some spending money with you, credit cards work well too.

**January:**

**Our first virtual speaker of 2023 is Kim Caskey, presenting Temperature Quilts**

Join us in welcoming Kim Caskey from Edmonton as she shares her passion for Temperature Quilts. They have been trending for the last few years in online communities. They are fun and unique quilts which can be a way to celebrate a special or ordinary year. She will share the ins and outs of Temperature Quilts. How to document the high and low temperatures of the day and build a gauge to make your quilt unique. This lecture will introduce you to the wonderful world of Temperature Quilts and you will want to start one right away. If there is enough interest, we would like to have Kim host an online workshop in the new year. Stay tuned for more details.

**Kate H**



## Mystery Quilt Block of the Month:

Hello Quilters.

Please bring your completed blocks from November to our December guild meeting to be eligible for the monthly prize. Submit your name for each block completed. Winners of the September and October prizes were Lina S. and Sylvia H. Please check out the December blocks on display at the Block of the Month table.

If you haven't joined yet, you can still register at any time, and receive patterns for all the previous blocks. The total cost to participate in this program for the guild is \$5 per person, which covers the cost of the monthly prizes. To join the mystery quilt, go to

<https://durhamtrilliumquiltersguild.ca/mystery-quilt>, or see me at the next guild meeting to sign up.

**Maureen E.**

**Sew Day Social Convenor: (all ZOOM SEW days are listed on the DTQG website for your convenience)**



Now we have been told that ZOOM is not for everyone. That is ok. That is great. We all have different ways to stay connected to likeminded friends. For those new to the Guild. Welcome! Our ZOOM sew days are designed to keep safety in mind. We encourage you to pop in, or come for part of the time, or spend the entire time sewing with us. You sew your own projects and attend the times that are right for you! We often discuss; books, quilting tips and tricks, and quilting techniques. It is a nice way to get to know guild members that you wouldn't normally spend quality time with at a guild meeting: )

Fall Sew Days are:

Wednesday December 7<sup>th</sup> 1-4 and 7-10 pm

Sunday December 18<sup>th</sup> 1-4 pm

Thursday Dec 22<sup>nd</sup> 1-4 pm and 7-10 pm

Saturday December 31<sup>st</sup> 7pm - last quilter sewing (AKA Bring in the New Year)

Sunday January 1<sup>st</sup> 1-4 pm.

Our latest Sew Day winner was Lina S. on sew day #61

Yours in Sew Day Fun,

**Jacqueline H.**



**Fabric Basket: Read CAREFULLY to see when you can DROP off your scraps.**

Our Scrap Basket runneth over! We are very fortunate that so many of us are interested in reducing our stash and recycling those pieces we have no need for. This is a great time to take a peek at the different fabrics available to you. If you are doing a scrap quilt, the scrap basket is a wonderful way to add pieces to your quilt.

DTQG SCRAP DEFINITION: A scrap is a piece of fabric BIGGER than your outstretched hand. It should be at least as wide as your palm.

Starting in December all members are encouraged to drop off their newly created scraps.

**Jacqueline H.**



## Membership:

We hope to see everyone at our new establishment in December. We welcome all new members and any visitors and hope that when our members see them they will greet them warmly and welcome new members/visitors to sit with them during the meeting.

**Grace R. and Peggy G., your Membership Team**

Remember for all guild information you can use our Guild website, [dtqguild@gmail.com](mailto:dtqguild@gmail.com).



## Social:

We are having our catered dinner at the December meeting. Happy holidays to all!

**Grace R.**



## Retreats:

Thank you to the 61 quilters who completed the retreat survey as your feedback will shape future retreats.

We will share the results of the survey in the new year once we have completely compiled the information and shared it with the executive.

### Home Sew Sweet Retreat:

We are planning another home retreat filled with fun, fellowship, demos, prizes and lots of sewing time.

The retreat will be at Club Loreley with five delicious meals by Chef Trevor.

We will start at 10:30 on February 24, 2023, and end 2:30 on February 26, 2023.

The fee for this fabulous weekend is \$150.00 with \$75.00 due upon registration and final payment by January 9, 2023. Registration will begin on December 12, 2022. Please complete the registration form on guild web site and send your e-transfer to [dtqguild@gmail.com](mailto:dtqguild@gmail.com)



Holly & Diane D.

**Fall Retreat:**

Our Elim Fall retreat was very successful with lots of socializing, laughter and sewing. Thank you to the 20 members who attended, and we raised \$622.00 through sales and auction, for our cuddle quilt program.

Our winners of the two baskets in the auction were Holly P. and Pam T. Congratulations ladies!



Here is our retreat quilt that we hang. Does anyone recognize yourself?



Look at our two wonderful service dogs that come to retreat. Libby on the left sleeping under the table belongs to Anne A. and there is Chelsea quietly lying under the chair on the right. Chelsea belongs to Marj R. These dogs are friends when not wearing their capes and therefore not working. It is wonderful to see them at play, but when that cape goes on, its back to work they go! Believe it or not, you might think they are relaxing and/or sleeping but they are always aware of their surroundings and their mistresses. It is unbelievable to watch.

### **Spring Retreat:**

Information on the Spring retreat will be sent out in the new year.

**Holly & Diane D.**Your retreat Divas



### **Show and Share:**

Please bring your latest creations and share them with the rest of our members. Christmas is near so I am sure there will be lots to share. Be safe and healthy during the holiday season!

**Peggy G.**



## Newsletter:

This is your last edition for the year. There have been many changes this year, including a new meeting place and a new president. Unfortunately, I will not be joining you in your Christmas celebrations this year as I am visiting family in Florida. (so sad lol). I will miss you though and wish all my friends and fellow quilters a wonderful holiday season, safe journey, and a healthy New Year.

Question of the month:

What group of members initials are allowed to bring their scraps this month?

Diane D.



## Fabric Exchange 2022-2023

We will be having a fabric exchange using 5” squares with a workshop In May or June. The exchange will begin with the October meeting until May. Please remember to **use quilt store quality fabric and cut accurately.** No solid fabric but use prints or tone on tone.

The pattern is lap size and you will require 138, 5” squares in total. As our exchange will give you 128 squares you will be required to add 10 squares after the end of the exchange in order to achieve this number.

You will be handing in 16 – 5” squares of the color assigned for that month and get back 16 – 5” squares of different fabrics the following month. The more members signing up the more variety you will have. You will need to cut 2 strips of 5” width of fabric and sub-cut into 16 – 5” squares. You can use more than just one fabric choice of colour required. **Please put your squares in a plastic baggie with your name and phone number written on the front.** Registration

can be found on the website at:

<https://www.cognitofirms.com/DurhamTrilliumQuiltersGuild2/DTQGFabricExchange20222023>

As we will not be having in person meetings for the months of January, February, or March, you will hand them in at the December meeting and receive them back in April. At the April meeting you will be handing in April and May colours in order to have all 5” squares for the workshop.

NOVEMBER – BROWN OR GOLD

DECEMBER – GREEN

JANUARY – PINK

FEBRUARY - PURPLE

MARCH – BLUE

APRIL – ORANGE

MAY – BLACK OR GREY

**Angie S**



## Outreach:

Thank you to all the members who returned completed quilts, and thanks to members who donated backing material this past month at the November meeting.

I'm sure I am not the only one who is looking forward to having our first meeting (and community dinner!) at our new location at the DeStefano Reception Centre. There will be numerous kits available for members to take home and work on over the holidays.

Speaking of quilts to work on, here are images (and names) of quilts completed by our members from this past month:



Donated by Judy B.



Donated by Peggy F.



Donated by Angie S.



Donated by Jana S.



Donated by Jane S.

**Maria S., Andrew S., Pam T., and Diana S.**



### In Memoriam:

It is with sadness that the guild announces the following deaths:

John V, the father of Gail L, Kathy D, and Gwen V, passed away November 11, 2022 at the age 98.

Joe N, the father of Diane W, passed away November 24, 2022 at the age 78.

## Help Wanted:

A member in our community named Robin has requested help in making memory items made. Her father recently passed away and he had several plaid shirts which he loved. She would like to have a throw quilt made from them as well as two or three pillows.

If any of our members is willing to help with this project, please email the guild at [dtqguild@gmail.com](mailto:dtqguild@gmail.com) and Robin's contact information will be given to you.

## Learning Corner:

Maureen E. thought the guild members would be interested in the following demonstration:

<https://www.primitivequiltsandprojects.com/blog/freemotion-while-peddling-not-running-with-scissors/>



## QUILT SHOWS COMING SOON:

### Georgian Bay: Reflections of Georgian Bay

Saturday, April 29, 2023 10AM - Sunday 30, 4PM

\$7.00

Tiny Township Community Centre

91 Concession Rd 8 East, Tiny Ontario L9M 2G2

Presented by the Georgian Bay Quilters celebrating their 30<sup>th</sup> anniversary.

### Quilts Kingston 2023

Friday June 2, 2023 10AM - Sunday 4, 4PM

Royal Kingston Curling Club

130 days Road, Kingston, Ontario K7MM 9G4

Show and Sale put on by the Kingston Heirloom Quilters in cooperation with the Limestone Quilters Guild.


## Advertising:

## Quilting Stores:

**Bolts & Bobbins**  
Quilting  
In The Country



**Donna Starr**  
384 Eden Rd  
RR#1 Woodville, ON  
705-374-4053  
boltsandbobbins.com



*Annie's Quilt Shop*  
*Fine Fabrics And Sew Much More*

*816 Regional Road 17 Newcastle, ON L1B 1L9*  
*905-987-1779 / anniesquiltshop@gmail.com*




**Philippa Skjaveland** 

**705.201.5262**  
Sales @  
[KawarthaQuiltingAndSewing.Com](http://KawarthaQuiltingAndSewing.Com)

1436 Highway 7A  
Bethany, Ontario LOA 1A0

EASY  
ONLINE  
ORDERING







**Quilters Cupboard**  
202 Brock Street E.  
Uxbridge, ON. L9P 1R3  
905-862-0666  
[www.quilterscupboard.ca](http://www.quilterscupboard.ca)  
[kim@quilterscupboard.ca](mailto:kim@quilterscupboard.ca)

**Enjoy our many  
Samples and Fabrics**

Tues - Sat, 10 - 5  
Thurs, evening till 7pm



**Appleseed  
Quiltworks**

Your  
Downtown  
Lindsay  
Quilt Store  
100 Kent St W  
Lindsay, ON  
K9V 2Y4  
[Appleseedquilt.ca](http://Appleseedquilt.ca)  
705-324-0385

Helping you make memories one stitch at a time.

## Longarm Quilting:



Longarm Sales/Service/Rentals/Education

We also stock a wide variety of longarm and quilting supplies

Threads

Rulers

Pantographs

Stencils

1621 McEwen Drive #37

Whitby, Ontario

L1N 9A5

905-435-8720

Find me on YouTube @ whirlsnswirlsquilting



## Sewing Machine Repairs:



**Rick McBride**  
Quality Workmanship Guaranteed



**McBride Sewing Machine Repair**

Repairs to all makes and models

Cell: 416.670.4041	*Elna	*White
Shop: 905.620.1133	*Singer	*PFAFF
Toll Free: 1.877.620.1133	*Janome	*Kenmore
E-mail: dsrpm@rogers.com	*Brother	*Bernina
	*Babylock	*Husqvarna

# Larry's Sewing Machines

955 Brock Road, Pickering Ontario L1W2X9  
905-420-3127

THAT'S ALL FOLKS!