
JANUARY
2023



PATCHWORK PRESS

Newsletter for the Durham Trillium Quilters' Guild

Mail address:

PO Box 30575, RPO Stevenson King, Oshawa ON L1J 8L8

www.durhamtrilliumquiltersguild.ca

Email: dtguild@gmail.com



President's Message:

Hello fellow quilters.

I'm writing this to you during the holiday break between Christmas and New Year's. I have to say, I'm glad to have this break - I was really needing time off. I hope that all of you had a lovely holiday season (by the time this is actually posted it will be back to work time again). Hopefully nobody was severely impacted by the bad weather, and everyone was safe and sound during the storm. We certainly had a White Christmas this year.

We had our December meeting at the new location. It is a beautiful facility, and I think everyone enjoyed the meeting. There are a few minor things to work out, but overall, I think it went well. Quite a few people were able to attend the catered dinner before the actual meeting, which I thought was great. I certainly enjoyed having the tasty meal with the guild members. I think this may be something to do again!

For the next 3 months (January, February, and March) we will be meeting via Zoom to avoid winter driving hazards. The Zoom meeting invitation will be emailed to members before each meeting. Be sure to check out later in the newsletter for information on how (and by when) to submit your show-n-share quilt photos.

Wishing everyone a Safe and Happy 2023.

Hope to see you all on Zoom on Monday January 9!

Laura B.

Vice President's Message:



I hope everyone has a safe and happy new year.

Debbie W.

Presidents Challenge Rules 2022/23

If you take a paint chip and do not complete the challenge, you will need to pay an incomplete fine of \$2.00. I will have the paint chips available at each meeting for your availability.

You may take as many envelopes for the challenge as you like but for those that you do not complete you will be required to pay \$2.00 for each one not completed.

Please note that the Challenge projects will be displayed at the Fall 2024 Quilt Show. The rules for the challenge are:

1. Size parameters for entries are: 18 inches X 12.5 inches, up to a maximum of 24 inches by 18 inches. Table runners to a maximum length of 38 inches
2. You **MUST** use 2 colours from your paint chip
3. Your item **MUST** be made up of **NO** less than 60 percent of the two colours of your choice from the paint chip.
4. You may add a maximum of 2 more colours, not including backing. (you may use any backing of your choice)
5. If you choose to use a third colour from your paint chip this **WILL** count towards one of your 2 free colour choices.
6. Embellishments are fine and they do not have to be part of the colours you choose from your paint chip.
7. Challenges are to be completed and handed in no later than the April 24th Guild meeting. The challenges will be displayed at this meeting for judging and prize winners will be announced at the May meeting.

In order for your entry to be considered for judging your project **MUST** be bound and quilted. You **MUST** attach the paint chip to the front of the project. Your item **MUST** have a label pinned to the back facing inward so that it can not be seen or read. Please do **NOT** stitch your label to the item until after you receive it back.

This is meant to be a fun project and we encourage you to step out of your comfort zone and possibly end up with a colour that you would not normally choose to work with. Please do not share your ideas with others so that the judging is kept completely anonymous.

Please give all completed work to **DEBBIE W** (Vice President) **ONLY**. Please be sure that you can not see through the bag when you hand it in.

If you have any questions about the challenge, please contact **Debbie W** (her number is in the membership listing) or you can email “attention to **Debbie W**” using the guild email (dtqguild@gmail.com).

LOOKING FORWARD TO SEEING ALL THE CREATIVITY THAT IS IN OUR GUILD!!!!!!

Debbie W.



Past President’s Message:

HAPPY NEW YEAR!

Debbie K.

Program:

January:

Our first virtual speaker of 2023 is Kim Caskey, presenting Temperature Quilts

Join us in welcoming Kim Caskey from Edmonton as she shares her passion for Temperature Quilts. They have been trending for the last few years in online communities. They are fun and unique quilts which can be a way to celebrate a special or ordinary year. She will share the ins and outs of Temperature Quilts. How to document the high and low temperatures of the day and build a gauge to make your quilt unique. This lecture will introduce you to the wonderful world of Temperature Quilts and you will want to start one right away. If there is enough interest, we would like to have Kim host an online workshop in the new year. Stay tuned for more details.

February 2023**Cheryl Arkison presents Improv is my Love Language**

Join us in February as we welcome this Canadian designer, quilter, and author to share her love of improv quilting. What is Improv quilting? Improvisational Quilting is quilting without design rules, boundaries, or specific intentions. While the basic quilting techniques of piecing, pressing, and trimming apply, the design is free, fluid, and flexible. The design is built as you go.

Cheryl's Bio:

Back when I started quilting it was practically unheard of for a 23-year-old to do so, but there I was. Now, over 20 years later I haven't stopped. In addition to my own creative work, I love to teach, write books, spread the gospel of improv, and design quilts. Every now and then I make a garment, my Grade 8 Home Ec Teacher would be proud.

When it comes to making, I am happy to make what inspires. I am well known for my use of bold colour and the quiet whispers of low volume fabrics but I will use anything in between as well. Use what you love, make what makes you happy. Just get your butt in the seat and sew. I am a huge proponent of play and though The Quilters' Playcation lead us all on adventures!

In the past decade I've published three books: *Sunday Morning Quilts* (coauthored with Amanda Jean Nyberg, *A Month of Sunday*, and *You Inspire Me to Quilt*. I've also travelled the world to teach quilting. In between I am raising 3 active kids and running a business with my husband. Sometimes, I sleep.

Kate H

Morale Officer:

Happy January Quilters!

I hope you can take a moment each day and think of at least one thing in your life you are grateful for. Being grateful (no matter how small the gratitude) is a way to stay positive.

Do your best to do unto others as you would have them do unto you.

Yours in Health and Happiness

Jacqueline H.



Mystery Quilt Block of the Month:

Hello Quilters,

Please submit your completed blocks from December online for our January Zoom guild meeting to be eligible for the monthly prize.

Send an email with your pictures to blockofthemothdtdtg@gmail.com to be included in the monthly prize draw. I will submit your name once for each block completed. The prize winner in December was Peggy G. The January blocks will be displayed at our virtual Zoom guild meeting.

If you haven't joined yet, you can still register at any time, and receive all the previous blocks. The total cost to participate in this program for the guild year is \$5 per person, which will cover the cost of providing monthly prizes. To join the mystery quilt, go to <https://durhamtrilliumquiltersguild.ca/mystery-quilt>.

Maureen E.



Sew Day Social Convenor:

(all ZOOM SEW days are

listed on the DTQG website for your convenience)

Happy ZOOM Sew Days! In 2021 we held 34 Zoom Sew Days, in 2022 we held 35 Zoom Sew Days! I believe it has been a great way to stay in-touch, stay focused on community outreach, and stay grounded in what was yet another year of world upheaval. The most recent winners were Sew Day 64 Lina, Sew Day 65 Laura, Sew Day 66 Diana H.

Remember that when you attend a sew day, you can stay for the entire time. Or drop in when you can for as long as you are able. Or just pop online to ask a question, or to wave to a friend. These days have been set up to help keep our guild connected. Please visit the website for the most up to date listings of our upcoming sew days.

A more extensive list of Zoom sew days will be set up once the guild executive has had a chance to okay them.

Thursday January 12 1-4 pm, and 7-10 pm

Sunday January 22 1 - 4 pm

Looking forward to seeing you all at our next series of SEW SOCIALS!

Yours in Sew Day Fun

Jacqueline H.

Fabric Basket:

DTQG SCRAP DEFINITION: A scrap is a piece of fabric BIGGER than your outstretched hand. It should be at least as wide as your palm.

Happy New Year Guild Members! I am happy to report we have had a bountiful exchange in the fabric basket this fall! Our table runneth over at most meetings! Please feel free to save your scraps (that should be larger in area then your outstretched hand:) for the April in person meeting.



Yours in Scraps, Jacqueline and Retta

Jacqueline H.

Membership:



Happy New Year to all of our members. Have a safe and Happy New Year!

Remember for all guild information you can use our Guild website, dtqguild@gmail.com.

Grace R



Quilt Show 2024

SAVE THE DATE!

Friday October 18th and Saturday October 19th, 2024 (with Thursday October 17th as the day you drop off your quilts for the show)

Where: Forest Brooke Community Church in Ajax

60 Kearney Drive, Ajax, L1T 4 N2

Your 2024 Show Chair, Jacqueline H

And now a message from our boutique Committee Chair **Joanne N**

Happy New Year to all you Boutique buddies.

Just wanted to let you know that activities for the Quilt Show 2024 Boutique are underway.

As you know, we started in 2022 collecting Christmas decorations. And thanks to all for your wonderful donations. The variety and creativity were amazing.

Planning is in the early stages for the Boutique Committee. We are looking for volunteers to become members of the Committee. We are looking for two or three people to help plan, organize, coordinate, and execute the Committee's responsibilities.

Also, if you have any ideas for items for us to sell at the Boutique, please let us know at dtqgboutique2024@gmail.com.

You may have some embroidery, sewing, or quilting ideas. All are welcome!!

The Boutique is a key money maker for the Guild and your enthusiasm, creativity, and assistance is greatly appreciated.

Boutique Committee Chair, Joanne N

Social:



Happy New Year to everyone. We hope you stay safe and well until we meet back in person in April.

Grace R.

Retreats:



Home Sew Sweet Retreat

We have 32 members registered for our Home Sew Sweet Retreat on February 24 to 26, 2023 at Club Loreley. Looking forward to the fun, fellowship, delicious food and lots of sewing time. We will again have a sale table and an auction to raise money for our guild. If you have anything to donate, please contact Diane D. and any donations will be appreciated.

Spring Away Retreat

Our Spring Retreat at Elim Lodge is booked for April 13 to 16, 2023. Our fun filled retreat fee is \$435.00 for Thursday to Sunday or \$335.00 for Friday to Sunday.

Please note the minimum number is 20 participants for Thursday to Sunday for the retreat to happen. Please contact Holly P. if interest in attending the spring Retreat but have any questions.

More information will be forthcoming in the next newsletter on how you can register for the retreat.

Retreat Survey

We did not have an executive meeting in December due to the busy holiday season. As soon as the executive has discussed the survey the results will be shared with the membership.

Your Quilt Divas

Holly & Diane D.

Show and Share:

As we are returning to virtual meetings for the next 3 months, please submit photos of your projects in advance of each meeting.

Please send photos of your Show & Share projects to dtqgShowNShare@gmail.com instead of the regular guild email. For the January meeting, please have these sent by **5:00PM on Saturday, January 7**, to allow some time to get them in my presentation.

Please remember to:

- Send one email per quilt/project
- Include “Show & Share” in the email subject
- Include the name of the person submitting the quilt
- Please only send a maximum of 2-3 photos per quilt/project

You can send as many project emails as you like, but if there are a lot submitted by members, I will limit displayed projects to two per person. So, if submitting more than 2 projects, please indicate your preferred 2.

Note, that speaking of the quilts will be limited to one minute per quilt at the meeting. Don't forget....each submission qualifies for the monthly draw. I'm looking forward to receiving photos of your beautiful and inspiring projects.

Peggy G.



Newsletter:

I hope everyone is enjoying the newsletter and I would more than welcome any suggestions or articles you would like to include in any of our issues. Have a great New Year but we still need to be safe and cautious to keep well.

The question of the month will come back in April when we meet again in person.

Diane D.



Fabric Exchange 2022-2023

We will be having a fabric exchange using 5” squares with a workshop In May or June. The exchange will begin with the October meeting until May. Please remember to **use quilt store quality fabric and cut accurately**. No solid fabric but use prints or tone on tone.

The pattern is lap size and you will require 138, 5” squares in total. As our exchange will give you 128 squares you will be required to add 10 squares after the end of the exchange in order to achieve this number.

You will be handing in 16 - 5” squares of the color assigned for that month and get back 16 - 5” squares of different fabrics the following month. The more members signing up the more variety you will have. You will need to cut 2 strips of 5” width of fabric and sub-cut into 16 - 5” squares. You can use more than just one fabric choice of colour required. **Please put your squares in a plastic baggie with your name and phone number written on the front.** Registration can be found on the website at:

<https://www.cognitofirms.com/DurhamTrilliumQuiltersGuild2/DTQGFabricExchange20222023>

As we will not be having in person meetings for the months of January, February, or March, you will hand them in at the December meeting and receive them back in April. At the April meeting you will be handing in April and May colours in order to have all 5” squares for the workshop.

JANUARY - PINK

FEBRUARY - PURPLE

MARCH - BLUE

APRIL - ORANGE

MAY - BLACK OR GREY

Angie S



Community Outreach:

Thank you to all the members who returned completed quilts, and thanks to members who donated backing material and thanks to the members who delivered numerous finished quilt tops that we will be making into kits in the coming weeks.

Andrew has been working diligently at preparing Kits of quilt tops to be sewn and Kits of sandwiches to be quilted. We will be bringing the Kits to the Stay At Home Retreat for members to come and pick up and also for the members who will be attending the Retreat. The Retreat will be at Club Loreley on February 24-26, 2023. We are looking forward to see you there.

The following are images (and names) of quilts completed by our members from this past month and the pictures of two of the quilts which we donated to DeStefano Reception Centre in thanks for their hospitality



Donation quilt was made by Peggy G. Pictured with Mr. DeStefano and Maureen E.



Donation quilt made by Judy B.



Gail L's Quilts

Maria S., Andrew S., Pam T., and Diana S.



In Memoriam:

We have had a blessed year and there is nothing to report this month.

Sister Guild Invitations:

Hello everyone,

I am program coordinator for the Twisted Stitchers Quilt Guild in Ajax and wanted to let you know that we are hosting two wonderful speakers in January and February by way of Zoom meetings. We have limited spots available to non-members, at the low, low price of only **\$5 per person**, so we are opening them up to your guild members in case anyone is interested.

On **Tuesday, January 10, 2023, at 7 pm**, we are proud to welcome Verushka Zarate of *Pride & Joy Quilting* from California. For those of you on Instagram, you are probably already aware of her incredible work using the foundation paper piecing method. Her portraits are incredible! Check out her work... <https://prideandjoyquilting.com/>

On **Tuesday, February 14, 2023, at 7 pm**, our speaker is Susan Carlson, from Maine, known for her amazing animal collage quilts. I first encountered her work in Quilting Arts Magazine years ago and was enthralled by "Polka Dodo", a dodo bird done entirely using polka dot fabrics! You can see her work here... <https://susancarlson.com/>

As I said, there are limited spots available, so it will be on a first come, first served basis. Anyone interested can contact me directly at this email (sharongalna@gmail.com), to have their name put on the list and then they will be contacted for e-transfer payment paid directly to the guild and **NOT** to me...that email address will be given when payment is required.

When your members contact me, please ask them to include "**January speaker**" or "**February speaker**" in the subject line of the email so I know which list to add their name to. Thank you.

Sharon G.

TSQG Program



QUILT SHOWS COMING SOON:

Georgian Bay: Reflections of Georgian Bay

Saturday, April 29, 2023 10AM - Sunday 30, 4PM

\$7.00

Tiny Township Community Centre

91 Concession Rd 8 East, Tiny Ontario L9M 2G2

Presented by the Georgian Bay Quilters celebrating their 30th anniversary.

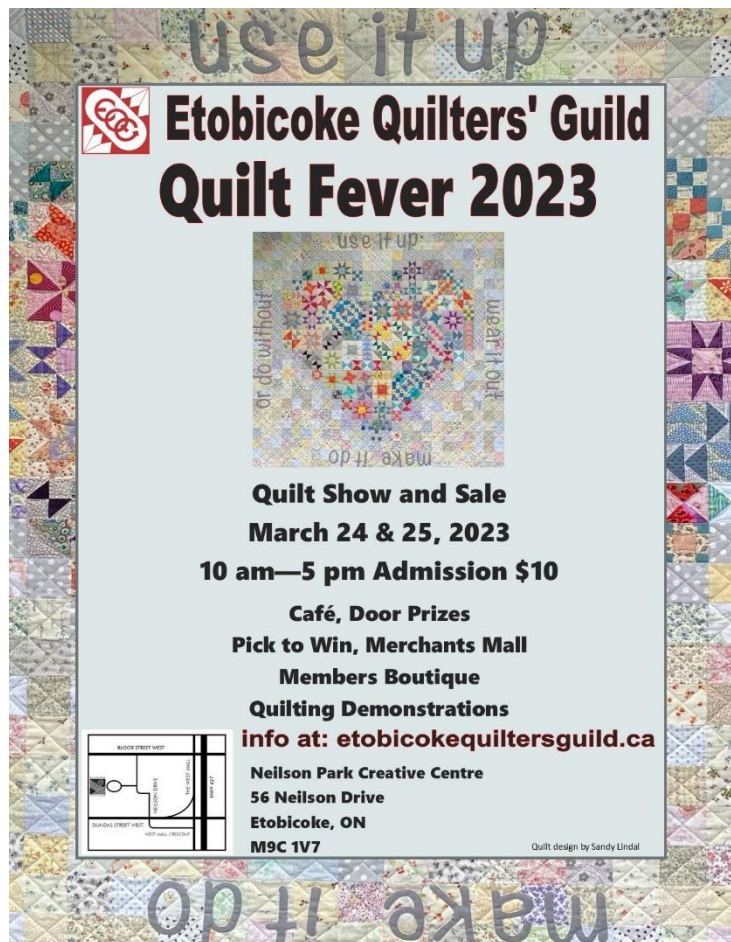
Quilts Kingston 2023

Friday June 2, 2023 10AM - Sunday 4, 4PM


Royal Kingston Curling Club

130 days Road, Kingston, Ontario K7MM 9G4

Show and Sale put on by the Kingston Heirloom Quilters in cooperation with the Limestone Quilters Guild.

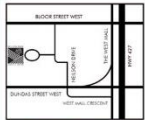


Etobicoke Quilters' Guild
Quilt Fever 2023



Quilt Show and Sale
March 24 & 25, 2023
10 am—5 pm Admission \$10

Café, Door Prizes
Pick to Win, Merchants Mall
Members Boutique
Quilting Demonstrations
info at: etobicokequiltersguild.ca



Neilson Park Creative Centre
56 Neilson Drive
Etobicoke, ON
M9C 1V7

Quilt design by Sandy Lindal




Advertising:

Quilting Stores:

Bolts & Bobbins
Quilting
In The Country



Donna Starr
384 Eden Rd
RR#1 Woodville, ON
705-374-4053
boltsandbobbins.com



Annie's Quilt Shop
Fine Fabrics And Sew Much More

816 Regional Road 17 Newcastle, ON L1B 1L9
905-987-1779 / anniesquiltshop@gmail.com



BERNINA
made to create



brother
at your side



accuquilt


Philippa Skjaveland 

705.201.5262

Sales @
KawarthaQuiltingAndSewing.Com

1436 Highway 7A
Bethany, Ontario LOA 1A0



EASY ONLINE ORDERING



Quilters Cupboard
202 Brock Street E.
Uxbridge, ON. L9P 1R3
905-862-0666
www.quilterscupboard.ca
kim@quilterscupboard.ca

Enjoy our many
Samples and Fabrics

Tues - Sat, 10 - 5
Thurs, evening till 7pm



Appleseed Quiltworks

Your
Downtown
Lindsay
Quilt Store
100 Kent St W
Lindsay, ON
K9V 2Y4
Appleseedquilt.ca
705-324-0385

Helping you make memories one stitch at a time.

Longarm Quilting:



Longarm Sales/Service/Rentals/Education

We also stock a wide variety of longarm and quilting supplies

Threads
Rulers
Pantographs
Stencils

1621 McEwen Drive #37
Whitby, Ontario
L1N 9A5
905-435-8720

Find me on YouTube @ whirlsnswirlsquilting



Sewing Machine Repairs:

Rick McBride
Quality Workmanship Guaranteed



McBride Sewing Machine Repair

Repairs to all makes and models

Cell: 416.670.4041	*Elna	*White
Shop: 905.620.1133	*Singer	*PFAFF
Toll Free: 1.877.620.1133	*Janome	*Kenmore
E-mail: dsrmpm@rogers.com	*Brother	*Bernina
	*Babylock	*Husqvarna



Larry's Sewing Machines

955 Brock Road, Pickering Ontario L1W2X9
905-420-3127



NOW AT 110 MAIN ST N UXBRIDGE!
905-716-9775
www.sewtechcreate.ca
SEWING MACHINES
SALES • SERVICE • SUPPLIES • EDUCATION

THAT'S ALL FOLKS!