

MAY
2023



PATCHWORK PRESS

Newsletter for the Durham Trillium Quilters' Guild

Mail address:

PO Box 30575, RPO Stevenson King, Oshawa ON L1J 8L8

www.durhamtrilliumquiltersguild.ca

Email: dtqguild@gmail.com



President's Message:

Often, I don't know have a particular topic when I sit down to write my newsletter article. The thing that comes to mind to me first today, as I sit down to write this May newsletter article ... is ... April showers brings May flowers. It is a cliché, but it is true, and I am definitely looking forward to the green on the trees and the upcoming May flowers. We are starting to see hints that this is coming ... the snow is gone, the trees have a haze of green buds, and the spring bulbs are in bloom. My place actually has some April flowers in the yard now - daffodils, tulips, and even a few hyacinths! Lovely! I feel a spring flower quilt coming!

As part of a course I'm doing, some "homework" is to list things that I'm grateful for. The nicer weather and spring flowers are definitely some of the things I'm grateful for right now. I'm also grateful for this quilting community - I feel fortunate to belong to a group of like-minded individuals who can get together to enjoy and share the craft of quilting. I was actually quite sad to miss the in-person guild's April meeting, although I managed to catch some of it via the zoom connection once I finally got home. It was lovely to at least view everyone and see the show and share quilts.

Since we were at the DeStefano facility in December, I didn't realize until it was pointed out to me that that the April meeting was actually only our second meeting at the new facility! There are still a few kinks that we have to work out as we get used to the new venue. For example, that microphone seems to have a very specific "sweet spot" where it works, and if you don't hold it at the EXACT right distance away, it doesn't pick up voices very well. The placement of the library sale table also interfered somewhat with the show and share. Please give the executive some time to sort out these issues ... we will get them figured out. If you have a suggestion on a better way to do something, please feel free to bring it to our attention. One suggestion that was given to us was to have volunteers help to hold up the show-n-share quilts. Although we don't have a sign-up to have people help with this, we welcome all participation ... please feel free to pop up at the May meeting and help to hold and display the member's quilts!

I am looking forward to the May meeting.

Until we meet again, I hope you all stay safe.

Laura B.

Vice President's Message :



Thank you to everyone who participated in the President's challenge' Looking forward to seeing you at our May meeting!

Don't forget at our Annual Meeting (AGM) in June we are offering a chance to come to a BBQ being held at the DeStefano Funeral Home before the meeting starts. The cost is \$20.00 and hamburgers, chicken kebobs as well as a vegetarian option will be served. If interested, you can pay cash or pay by cheque to Maureen S. Another option would be to send an e-transfer to the guild. Hope to see everyone there.

Debbie W.



Past President:

WOW, what a week! Lots of stuff accomplished around my house, the biggest task was getting our tax stuff gathered together and sent into the accountant. Big weight off my shoulders and it freed me up to focus on other things. Like raking the bare earth and spreading grass seed, planting what some people think are weeds but I like the low ground cover - less mowing and you don't need to water it. Then today it was 3 loads of laundry done and hung out on the line and to top it off I worked on clearing brush for about 3 hours. To say I am a bit tired would be correct. I am so looking forward to joining in on the sew night tonight to relax and create.

I also was able to deliver a good load of items for the Janome Love of sewing project and as one of the drop off points was a Fabric store in Gatineau (Paquette Textiles) I got to explore a new store for me. I may have purchased a few things and my friend who just retired wants to go on a road trip there soon. I am thinking I could be convinced.

As Past President my task is to find volunteers for the Executive positions that will become vacant at the end of this year. Many members came to me at the last meeting and volunteered to fill a position. At this point in time, we have two areas that still need volunteers.

If you are interested in filling one of these positions, please connect up with me (Debbie K) by email, phone (my contact info is on the membership list) or see me at the May meeting. Thank you for sharing your skills with us.

Just so you know, Executive meetings are done by Zoom on the 4th Wednesday of each month.

Retreats: We need 2 members to plan and run the Stay at Home and Away retreats. Holly and Diane are willing to mentor the new organizers but can not continue doing it on their own. Retreats are a fun and productive part of our Guild where much educating and connecting happens, along with completing many of the UFO's that weigh us down.

Publicity: Responsible to contact our current advertisers in our newsletter (and possibly source out new advertisers) to receive their renewal and payment for their ads.

Positions that already have volunteers:

Library: Susan S and Barbara S have volunteered to take over Library.

Chance Draw: Diana S has volunteered to run Chance Draw

Block of the Month: Sandy M has volunteered for this position.

Membership: Diana H has volunteered to fill this position.

Workshops: Joanne P and Debbie W have volunteered to run these.

Thank you to those who have stepped forward and volunteered to fill these important positions. If there are no volunteers then that area will not be available to our membership so thank you ladies for your service, you are appreciated.

Now, onto getting some sewing done and hopefully my kitten will decide it is time to go for a nap. It has been entertaining trying to type this article with him wanting attention and walking all over the keyboard. Believe me, this article has been rewritten a couple of times and edited many more. Enjoy your day and I look forward to seeing you at the May meeting.

Debbie K



Program:

Kelly Dumaresq presents her “Love of Scrap Quilts”

This lecture focuses on Kelly’s love of scrap quilts. It will include a trunk show of scrap quilts she has made with many ideas for how she put them together. What makes scrappy quilts work, ways to approach scrap quilts, easy ways to make them manageable, ideas for storing scraps, etc. Basically, anything scrappy is covered here. Ask her about the benefits of leaders and enders.

June 2023 – Annual General Meeting, no guests, and no speaker

The annual wrap up of our guild year presented by our President, election of new executive and a great night of fellowship before the summer break.

Plans for 2023-2024

As part of our program for next year I would like to invite 3 members to present a short talk about their own quilting journey at the October or November 2023 meeting. Your presentation should be no longer than 5-10 minutes with your quilts, bags or wall hangings to show. Please reach out to me directly if you are interested. Thank you to those who volunteered at the April meeting. I will be in touch soon, please start preparing your presentations.

If there’s a speaker you think would be good for our guild, please reach out to me directly. My email address is in the guild membership listing.

Kate H



Mystery Quilt Block of the Month:

Hello Quilters

Please bring your completed blocks from April or before (if you are catching up) to our May in person meeting to be eligible for the monthly prize. I look forward to seeing lots of completed blocks. As our block of the month is approaching the finish, I have two awesome Fabric Strip Cases as the prizes to give away at our May and June meetings.

Each block shown will qualify for an entry into the monthly draw. The winner from the April draw was Gwen V. Two new blocks will be shown at our May in person guild meeting.

If you haven't joined yet, you can still register at any time, and receive all the previous blocks. The total cost to participate in this program for the guild year is \$5 per person, which will cover the cost of providing monthly prizes. To join the mystery quilt, visit the block of the month table at our meeting, or join online using the following link <https://durhamtrilliumquiltersguild.ca/mystery-quilt>.

Maureen E



Sew Day Social Convenor: (all ZOOM SEW days are listed on the DTQG website for your convenience)

Sew Day TIPS from ZOOM Quilters!

1. Join a Sew Day, you are guaranteed to learn something new.
2. Sew with baggy bottoms (the feed dogs ease it in better). So if you have to ease in a block, sew with the baggy side one the bottom.
3. When working with bias... pins are your friends!
4. Go around the final quilt (before you put on the borders) with an eight of an inch seam, so your seams can't come open.
5. At your cutting area, have a pillow cover ready, so you can start doggie bed bags.
6. Use peg boards to store your rulers.
7. If you have many types of stabilizers, perhaps make a stabilizer caddy to hang on a door.
8. Use page protector sleeves to house your instructions in.
9. For each project, put your materials, patterns, label, and binding in one box (in case you don't get it finished in one session)
10. Don't forget to clean out your machine often!

Happy ZOOM Sew Days! The most recent winners were Marj R, Judy B, Gerlinde, Sandra F, and Joann B. Congratulation to all our lucky fat quarter winners!

Remember that when you attend a sew day, you can stay for the entire time. Or drop in when you can for as long as you are able. Or just pop online to ask a question, or to wave to a friend. These days have been set up to help keep our guild connected. Please visit the website for the most up to date listings of our upcoming sew days.

Mark your calendars for Zoom Sew Days:

Sunday May 21st from 1-4 pm

Saturday May 27th from 1-4 and 7-10 pm

Thursday June 1st from 1-4 and 7-10 pm

Looking forward to seeing you all at our next series of SEW SOCIALS!

Jacqueline H.



Fabric Basket:

DTQG SCRAP DEFINITION: A scrap is a piece of fabric **BIGGER** than your outstretched hand. It should be at least as wide as your palm.

Happy April Scrap Enthusiasts. Slab blocks are becoming all the rage! Whether you sash them, or just make 6- or 12-inch blocks and run them together. They make great donation quilts. Keep an eye on the Fabric Basket at the next guild meeting (in case you don't have enough of your own already).

Yours in Scraps

Jacqueline and Retta



Library:

Come take a look at our books that are available.

Your library convenors

Maria S., Andrew S

Membership:



Grace R. and Peggy G.

Remember for all guild information you can use our Guild website, dtqguild@gmail.com.

Thank you, Guild members! Our 60 kits of a Corner Bookmark and Coffee Cozy were given out in 15 minutes. Wow - such enthusiasm in our group.

Now don't forget - Bring your finished kit back to the May meeting and get your name entered into a draw! And pick up a kit or two of our May kits.

The May kits are 4 Hexagon coasters and a quick and soft wallet




Come to the Boutique table!!

- Watch the demonstration on how to make the hexagon coasters and wallet.
- Sign out the kits that you want - everything you need except for the thread is in the kit.
- Return the completed kit at our **June meeting** and **get your name entered into a draw**.

We are looking to do some **bags** so if you have **cute material or 6-14" zippers or zipper pulls** that you would like to donate to the Boutique team to use, please bring them to the meeting.

If you would like to make a table runner, table topper, placemats, purses, or bags for the Boutique, we would appreciate them - themes like Christmas, Halloween, winter, and autumn would all work with our October Quilt Show.

Come see us our Boutique table at the Guild meeting!!



Joanne N.

Boutique Coordinator



Social

See you for the May meeting.

Grace R. your Social Convener

New Boutique committee member

Your Boutique team hard at work preparing the kits

if you are unsure whether you are bringing treats in

Retreats:



Your Retreat Divas

Our retreat was a great success again even though we were only 19. This was the last time Holly and Diane, your retreat divas, would be running the show. It has been a great experience and we hope that someone will step up to the plate and bring new ideas for retreats. We will mentor anyone who is interested in taking over our positions. Thank you so much for the beautiful thank you cards given to us at the retreat.



Our two winners of the auction baskets Congratulations Marilee and Grace!



Here is the chapel where we sew and a beautiful view from the chapel door. The weather was outstanding!



Diane put together all of the mystery blocks made by the participants at the At Home retreat in February. Once quilted, it will be donated to the Quilts of Valour

On the design wall are all of the mystery blocks made by the participants at the April meeting.



As busy as Holly was, she was able to complete this beautiful quilt. Way to go Holly!

See you at the May meeting!

Holly P. & Diane D.

Show and Share:

Last month's Show and Share was so successful! Thank you for your participation and please bring in your projects to share at the May meeting. See you there!

Peggy G.

I went to our November retreat last year and had a great time.

While there I won some matching fat quarters. What will I make with them was the big question? I took a class from our member Kleo T and below is what I made with my Guild prize.



Joanne N



Newsletter:

We are back to the in-person meeting, so I have a question for you. Come see me at the meeting and let me know the answer and your name will be entered to win 2 fat quarters.

Question:

What two donations are the boutique committee looking for to do a project?

Diane D.



Fabric Exchange 2022-2023

We will be having a fabric exchange using 5" squares with a workshop in May or June. The exchange will begin with the October meeting until May. Please remember to **use quilt store quality fabric and cut accurately.** No solid fabric but use prints or tone on tone.

The pattern is lap size and you will require 138, 5" squares in total. As our exchange will give you 128 squares you will be required to add 10 squares after the end of the exchange in order to achieve this number.

You will be handing in 16 – 5" squares of the color assigned for that month and get back 16 – 5" squares of different fabrics the following month. The more members signing up the more variety you will have. You will need to cut 2 strips of 5" width of fabric and sub-cut into 16 – 5" squares. You can use more than just one fabric choice of colour required. **Please put your squares in a plastic baggie with your name and phone number written on the front.** Registration can be found on the website at:

<https://www.cognitofirms.com/DurhamTrilliumQuiltersGuild2/DTQGFabricExchange20222023>

As we will not be having in person meetings for the months of January, February, or March, you will hand them in at the December meeting and receive them back in April. At the April meeting you will be handing in April and May colours in order to have all 5" squares for the workshop.

APRIL – ORANGE

MAY – BLACK OR GREY

Angie S



Community Outreach: -----

See you at the May meeting.

Maria S., Andrew S., Pam T., and Diana S



QUILT SHOWS COMING SOON:

Quilts Kingston 2023

Friday June 2, 2023, 10AM - Sunday 4, 4PM

Royal Kingston Curling Club 130 days Road, Kingston, Ontario K7MM
9G4how and Sale put on by the Kingston Heirloom Quilters in cooperation with the Limestone Quilters Guild.



I am emailing to invite you to the Pine Tree Quilters Guild of Muskoka's 2023 quilt show on June 2nd and 3rd in Bracebridge.

Attached is a poster about our event. Please feel free to share it with your members, post it on your website or Facebook page or to otherwise distribute it any way you would like!

And please feel free to let me know if you have any questions!



Jan McDonnell Pine Tree Quilters' Guild of Muskoka(705) 644-7604

Durham Trillium Quilters Guild

Contact the Durham Trillium Quilters Guild

The following message was submitted. Please forward to the indicated convenor:

Entry Details

PLEASE ENTER YOUR NAME

Marg Kneebone

PLEASE ENTER YOUR EMAIL, SO WE CAN REPLY TO YOU IF REQUIRED.

margkneebone@rogers.com

SUBJECT: PLEASE ENTER THE SUBJECT OF YOUR COMMUNICATION

Brooklin Spring Fair

TO WHICH SECTION SHOULD WE SEND YOUR COMMUNICATION? NOTE THAT THE PRESIDENT AND VICE PRESIDENT WILL BE COPIED ON ALL COMMUNICATIONS.

Newsletter
Publicity/Advertising
Website

WHAT IS YOUR MESSAGE?

The official information on the spring fair website was distributed on April 20 and I am hoping that you received a separate copy. In the interim, Mini Pamphlets have been printed for the Quilting section and I would love to attend your next meeting as a paid

guest and bring a supply your member's consideration.
Would this be OK?

Regards

Marg Kneebone

Quilted Treasures & Quilt Show and Sale

HANDICRAFT, ART & CRAFT, ARTS & CRAFTS, QUILTING



26 May, Friday at 10:00 AM

Lindsay Curling Club

18 Peel Street, Lindsay, Ontario K9V 3L8

[View other events at this venue](#)

Quilted Treasures - Quilt Show and Sale What: Join us for the Quilted Treasures Quilt Show and Sale organized by the Lindsay Creative Quilters' Guild. Part of the event pr...[Read more on Fivecounties.on.ca](#)




Advertising:

Quilting Stores:

Bolts & Bobbins
 Quilting
 In The Country

Donna Starr
 384 Eden Rd
 RR#1 Woodville, ON
 705-374-4053
 boltsandbobbins.com

Annie's Quilt Shop
 Fine Fabrics And Sew Much More

816 Regional Road 17 Newcastle, ON L1B 1L9
 905-987-1779 / anniesquiltshop@gmail.com



Philippa Skjaveland 

705.201.5262

Sales@
KawarthaQuiltingAndSewing.Com

1436 Highway 7A
 Bethany, Ontario LOA 1A0

EASY
 ONLINE
 ORDERING



Your
Downtown
Lindsay
Quilt Store
100 Kent St W
Lindsay, ON
K9V 2Y4
Appleseedquilt.ca
705-324-0385

Helping you make memories one stitch at a time.

Embellish

DRAPERY & BLINDS • FABRIC & NOTIONS

Your local destination for all fabric, quilting, décor, & fashion sewing needs!

We are proud to showcase Canadian pattern designers, threads, and tools – including Apples & Beavers, Art East Quilting, Blue Calla, Emmaline Bags, Jalie, Wonderfil Thread, LDH Scissors, and more.

Visit our showroom and boutique at **66 Elgin Street West** in Cobourg, or shop online.

embellish.ca   905-373-0983

PFAFF
Perfection starts here.™

We're excited to be an authorized PFAFF® dealer!
Contact us for current prices and promotions.



Longarm Quilting:



Longarm Sales/Service/Rentals/Education

We also stock a wide variety of longarm and quilting supplies

Threads
Rulers
Pantographs
Stencils

1621 McEwen Drive #37
Whitby, Ontario
L1N 9A5
905-435-8720

Find me on YouTube @ whirlsnswirlsquilting



Allie Edwards

LONGARM QUILTING FUN

905 240 1487
21 Hartrick Place
Whitby, Ontario

Longarm Machine Quilting

laef21@gmail.com
allie144@gmail.com



Sewing Machine Repairs:



Rick McBride
Quality Workmanship Guaranteed




McBride Sewing Machine Repair

Repairs to all makes and models

Cell: 416.670.4041
Shop: 905.620.1133
Toll Free: 1.877.620.1133
E-mail: dsmrpm@rogers.com

*Elna *White
*Singer *PFAFF
*Janome *Kenmore
*Brother *Bernina
*Babylock *Husqvarna



Sew TECHNICAL
& creative

NOW AT 110 MAIN ST N UXBRIDGE!
905-716-9775 www.sewtechcreate.ca

SEWING MACHINES
SALES • SERVICE • SUPPLIES • EDUCATION
and as of 2023: authorized **BERNINA** dealer!

Larry's Sewing Machines

955 Brock Road, Pickering Ontario L1W2X9
905-420-3127

THAT'S ALL FOLKS!