

MAR
2024



PATCHWORK PRESS

Newsletter for the Durham Trillium Quilters' Guild

Mail address:

PO Box 30575, RPO Stevenson King, Oshawa ON L1J 8L8

www.durhamtrilliumquiltersguild.ca

Email: dtqguild@gmail.com



President's Message:

In March's newsletter last year, I started off by saying that February's weather sure has been strange. I think I can say that again! It felt more like March or April than February! (except for that last storm at the very end, dropping the temperature like 20 degrees and all that snow - THAT felt like February!)

Even though the weather is, overall, staying rather mild, we will still be having our March guild meeting virtually via Zoom (Monday March 11). One just never knows what the March weather will be like. It is better to be safe than sorry. We had 72 people attend our February meeting, and hopefully we will have a similar number attend in March. I look forward to seeing you and seeing submitted show and share quilts. .

Our guild programs are running well, thanks to the volunteers on the executive and their volunteer committees. Our guild would not be nearly so successful without this great group of people working together to lead the guild. As we move towards the last few months of the guild year, we are starting to look ahead to next year. Planning is underway for the 2024 quilt show (much must be done quite a way in advance!). In addition, our Past President Debbie K will be coordinating new volunteers for executive positions that are opening up. We can't run the guild without volunteers. You don't have to be an expert in an area to help out - there are lots of experienced people to help people learn new roles. We just need people who are willing to put in a bit of time and effort. Overall, it does not all that much time for each role.

I hope you all stay safe and stay well. Looking forward to seeing you all at the March meeting.

Laura B., President.



Past President:

Good morning/afternoon/evening my quilting friends. Wow, March already! Next month we will be back to meeting in person and able to give hugs. The weather outside is amazing this week. I was actually thinking of what gardening work I could start on now.... but I know that this is false Spring #2. I may be able to work on tackling the brush I want to clear but nothing else until late April...maybe. Oh well, a late snowfall would help encourage me to stay inside and work on my UFO pile/list. Today I vacuumed my sewing area, cleared flat surfaces, got two projects put in line and getting my article for the Newsletter done and submitted on time this month. Pretty productive day so far and I have sew time tonight with friends on Zoom. May get a couple more of those tops finished.

Last month I let you know of the positions of **Vice President** and **Program** that will become vacant in June and need to be filled for us to continue being a Guild. This month I will let you know of the other 4 positions that are scheduled to become Vacant and are necessary for us to have our wonderful Guild continue as vibrantly as it has in the past.

Secretary – Gail has done an amazing job as our secretary for the last couple of years (and many other jobs on the Executive before that) and is stepping down.

Secretary is an Officers position that is required for us to be a Guild...no Secretary...no guild. The Secretary takes minutes for all the Executive meetings (10 throughout the year) and distributes them to the Executive before the next meeting. The secretary also sends out the 'all members' DTQG emails and checks the physical mailbox for any snail mail. Secretary also answers the gmail account messages that come in and forwards them to the appropriate convenor.

Executive meetings are usually done on Zoom, so travel is at a minimum for all. And it is easy to get into your PJ's right after the meeting for some. Or get some sewing time in for others.

Show and Share – Peggy has done an excellent job, and it was quite the learning curve for her but she excelled at it. Peggy has completed her term and is looking to have a break so she can be a regular member for a bit.

Our Show and Share convenor enables us to share our projects with others either in person or online. During our online meetings the Show and Share convenor creates a PowerPoint from the pictures submitted from members before the due date (usually 5 days before our regular Guild meeting) and runs it at the appropriate time. If you are cautious about creating a PowerPoint presentation there are many here in the Guild who can walk you through this and help you to be very

successful at it. At our in-person meetings the convenor organizes the herd of cats into a line and helps to showcase the creations that are being shared with us. Recruiting volunteers to help with holding the quilts is an easy part of the task because those of us holding the quilts get a great close-up view.

Publicity – This is a position that is front loaded in the year. You would be responsible for contacting current, previous, and new businesses that would be interested in advertising in our newsletter for the year. Most of the work is done in September and October (by email mostly) and the businesses pay by e-transfer. Big part of the work is writing emails to the businesses and then sending out an invoice after they have paid.

Retreat Co-ordinators – Self explanatory. Diana H and Sandy M are working temporarily in this position for the Spring Retreat at Elim. This position requires 2 people, and it is quite a bit of work for each retreat. There are people who can assist if you are looking to do this job. We have both types of retreats – Away and Stay-at-Home. If you wish to know more about this position, please connect up with me (Debbie K) and I can connect you up with people who know so much more than I do about this position.

Membership Assistant – You would be needed mostly for September and October to help the convenor with membership cards, in person sign ups, and stickers for our nametags. With over 100 members it can get pretty overwhelming for one person at the table in those two months.


Well, as you can see, there are many opportunities for you to step up and help on the Executive. The Executive is excited about having some new people come forward and fill these positions because you bring new ideas, great skills, and a wonderful energy to add to the existing cadre of wonderful people. Our goal is to have the most fun and productive Guild that we can be. That can only happen with members who volunteer and step into these roles so we can continue being a Guild that has a great influence in our community.

If you wish to learn more about one of these positions or wish to volunteer, please contact myself (Debbie K), Laura B, or Debbie W. Thank you and I look forward to speaking with you.

Now, back to sewing and hopefully getting my #6 UFO completed before our meeting 11 March 2024. Take care and happy sewing.

Debbie K

Past President



Program:

Wasn't Vanessa an inspiring speaker at our February meeting? In spite of everything she was so positive, I was in awe of her determination and drive to make a quilt for every survivor in her Turtle Island community. It was overwhelming to hear that she had over 450 quilt tops ready to complete. **Our Guild's Community Outreach team has made a commitment to the executive that we will make 5 completed quilts for her program.** We are already half way there with 3 quilts currently in process of being completed. Help us reach our goal!

In March 2024 we welcome Kim Caskey from Edmonton who will be sharing the history and importance of quilt labels and why you need to put one on every quilt you make. Very appropriate as we head into our upcoming quilt show. How many of you put labels on your quilts??

Look forward to seeing you at the meeting on Zoom!

Kate H



Quilt Block of the Month:

2023-2024 Block of the Month

Hello fellow BOMers, new word??, anyway interesting weather we've been having. Somedays it's been far too nice to stay indoors and sew on all our many projects. If you're like me, "many" is an understatement, hope you've enjoyed the blocks that have been chosen for you and maybe, just maybe I won't pick anymore paper piecing blocks. Don't forget to send me pictures of your completed blocks by Monday morning March 11th. Your name will be collected for each submission and draws will take place for prizes at our first in person meeting. Best in quilting.

Sandy Mac



Sew Day Social Convenor: (all ZOOM SEW days are listed

on the DTQG website for your convenience)

Saturday March 16th International Quilters' Day... a Special Outreach ZOOM Sew Day is in the works :) Put the date in your calendar as I hear there are PRIZES, PRIZES, PRIZES... More details to follow

Friday March 22nd 1-4 pm and 7-10 pm

Thursday March 28th 1- 4 pm and 7 – 10 pm

Our latest Sew Day winners were #108 Marj R #109 Birthday Bash Patricia K, Lina S, Diana H, Deb W, Mary Lou and Kelly L

Winners please be certain to see me at the April Guild Meeting so you can pick up your wee prizes:)

Yours in Sew Day Fun, Jacqueline

Yours in Sew Day Fun,

Jacqueline H.



Fabric Basket:

Woo Wee! When you are doing a winter clean out of your sewing room, please keep in mind that the DTQG SCRAP DEFINITION: A scrap is a piece of fabric **BIGGER** than your outstretched hand. It should be at least as wide as your palm.

So please adhere to the definition of quilt scrap for the fabric basket. If it does not fit this definition, you should consider cutting it up for dog beds for the SPCA.

Here is a donation quilt that Judy B made, with some of the scraps she obtained from the Fabric Basket.



Yours in Scraps,

Jacqueline H and Retta H

Membership:



Nothing new to report

Diana H

Membership Convenor

Social:



Once again, we will be meeting on zoom. Get out your snacks and beverage of choice and join us for a wonderful meeting. See you there.

Grace R.

Social Convenor



Retreats: Diana H and Sandy Mac

Spring Retreat Convenors:

Elim Lodge is a Come Up!!!!!!!!!!!! Things have changed, as we do not have enough members signed up to attend the executive have decided to the following:

- Members who would like to attend this retreat are welcome to invite a friend who is currently not a member of our Guild. This friend does not need to pay our membership fee and will be asked to pay the same as full member.
- We will be extending the invitation to attend our retreat to other Guilds to bring our required numbers up as necessary.
- Those wishing to take advantage of these changes must have their **registration and payments made no later than March 15, 2024**

Registration forms are available on the Guild website [Retreats \(durhamtrilliumquiltersguild.ca\)](https://durhamtrilliumquiltersguild.ca) be sure to go down to the bottom half of the page and click on **“CLICK HERE TO REGISTER FOR THE ELIM RETREAT”** this will ensure that you are registered.

We are thrilled and excited to be able to bring the availability of the Spring Retreat to you this year.



Show and Share:

For the March 2024 virtual meeting, please send photos of your projects in advance of the meeting.

Please send photos of your Show & Share projects to dtqgShowNShare@gmail.com instead of the regular guild email. For the March meeting, please have these sent by 9:00PM, Saturday March 9th, to allow time to get them in my presentation. (editorial note – due to difficulties in getting the newsletter completed, this deadline had passed by the time the newsletter was sent out. Our apologies.)

Peggy G



Newsletter:

I hope you are enjoying the newsletter. It looks like spring may have arrived, but you never know how Mother Nature can spring surprises our way. Let's keep our fingers crossed that she doesn't pull an April Fool's joke.

Diane D.

Your Newsletter Convenor

Workshop News.

Your Workshop Team is looking at a date and location for a workshop in late April. We will have further information for you in our next newsletter.

Workshop convener,

Grace R.

International Quilt Day

Saturday 16 March, 2024

Hello, all our quilting friends. Just a heads up on a plan we have percolated to help celebrate International Quilt Day.

We are going to have a full Zoom Sew day from 9 am (because there is no way my body will be truly functional before that and be safe around sharp objects!) to maybe Midnight (who am I kidding...I will be up until at least midnight sewing...)

Our regular host already has plans so she may be able to drop in and visit during the day, but I (Debbie K) will be hosting most of the day. I am thinking some of the focus during the day could be on using up our orphan blocks, scraps, and odds and sods to see what we can create from our brains. Having others in the room (by zoom) helps with brainstorming and who knows what will reveal itself by the end of the day. Also, many brains and much experience will definitely help with the math and design parts. The rest of the time we can work away at our own projects (cleaning machines, cleaning our sewing areas, working on the latest UFO, or cracking open a new project and having fun while sharing time with friends who are like minded).

This past week I have been able to turn some blocks that were gifted to Jacqueline into quilt tops. At first the blocks seemed very overwhelming and busy but after some planning and addition of solid fabric there are 6 quilt tops ready to pass on to the Community Quilt program. This is inspiring me to open up my orphan block bin and have some fun.

In the evening Kate will be joining us and more of our focus will be on Community Quilts - what is needed, how we can help, ideas for patterns, and possibly a couple of games and definitely fun.

I checked the weather forecast for the 16th and for my area they are calling for rain (80%) so I may not be hanging any of my quilts outside but maybe in your area you will have the opportunity. If I clean my windows in the sewing room, I could hang one in the window, and it would be seen....

So, what do you need to do to be part of this fun? I will need to know that you want to join in on the fun so I can send you the link for the Zoom login. My email address is on the Guild membership list (Debbie K) so drop me a note with the **Subject line being Quilt Day Zoom.**

Well, Diane has been very patient with us by holding open a space for this article. I have to finish it and get it to her for the newsletter. Looking forward to the 16th and if you have any questions or suggestions, you can email me. Thanks, and see you on Monday at our Guild meeting. **Debbie K.**

Fabric Exchange 2022-2023

Just a reminder that the February colour for the Fabric Exchange is Pink. Because we will be meeting virtually for January, February, and March, would you please also bring your yellow, red and pink blocks for these months. I must say the colours for the last couple of months have been great.

OCTOBER – ORANGE

NOVEMBER – BLUE

DECEMBER – RED

JANUARY – GREEN

FEBRUARY – PINK

MARCH – TURQUOISE

APRIL – PURPLE

MAY – YELLOW





Community Outreach:

This Photo by Unknown

Kate H.

Kudo Strips -Reminder are a way to share a celebratory event in your life with the guild. As "payment" for this, please bring a wof x 2 1/2-inch strip of fabric. Traditionally at our guild, these 'payments' were given to the President in order that they can make a quilt for community outreach or a donation quilt. Years ago, we upgraded this process so not to put the pressure on the President to make a quilt when they became Past President and all the 'strip payments' went directly to Community Outreach. These strips help Community Outreach in that we too, share in your good fortune. You share your good news story, and we make good use of your 'payment'. It's a win-win!

If you have come forward with a Kudo to share at the guild in the last year and have forgotten your 'fabric payment', your Community Outreach team will be collecting at the April 2024 in-person meeting. We like neutrals (white through creamy beige) as payment but will accept any colour really! You can simply drop off your 'arrears payment' at our table and we there will be no questions asked, and no judgements will be made. If you have multiple strips to donate, we also accept donations in uncut good quality quilting fabric as well. Just so you know, we are not keeping track of this in any way.

Some photos for the newsletter and website of our work day on January 28, 2024 follow below:







Quilts were recently dropped off at Durham CAS and we received this lovely email:

Subject: Thank you!

Hi Carolyn – thank you so much for your generous donation of quilts. I’m sorry I missed you today – as I was working remotely. I look forward to seeing these beautiful works of art when I’m back in the office.

Please extend our gratitude to your quilter’s guild.

Enjoy this beautiful sunny day!

Thank you again!

Erika Goreski

Pronouns: she/her

Coordinator, Volunteer Services & Administrative Support

Durham Children’s Aid Society

Last week I picked up 12 completed tops from Whirls N Swirls, all beautifully quilted by her students at her Quilt Path workshops. These quilts will be ready to be bound and labelled to be delivered to more of our community partners.

For those of you who make completed quilts for our program, thank you so much, and we would be pleased to provide you with a label to add to the quilt when you are attaching the binding. Every quilt that is distributed to our community partners must have one of our labels on it before it's handed out. It would help us a lot to have the label attached before the quilt is handed in so we can turn them around faster to our community partners. We truly appreciate our member supporting our program.

We received a quilt from a previous member by mail. Many thanks to Janet H. for her work on this quilt. If anyone would like to drop off their completed projects while we are meeting virtually, send me an email to let me know. While I work full time, my front porch is always available for drop-offs.

At our community outreach team work day on Sunday, January 28, the team got lots done. We pulled all the bins from our storage unit and worked our way through some of the bins making up quilt top kits for assembly with some new patterns that are available free on the internet. We will have those kits ready for distribution at our next in-person meeting. We would like to have as many tops signed out, sewn and returned by the May or June meeting. Our goal is to have at least 25 tops ready to quilt at our next day at Whirls N Swirls.

We are planning for an in-person Community Outreach sew day in late May or early June. Stay tuned for more details.

Mark your calendars for our next Whirls & Swirls sew day on **Saturday, June 22, 2024**. If you are available to help, we need 12 members to sign up. Can't come for the whole day? No problem, come out for an hour or two. Sign up at the Community Outreach table at the April and May meetings.

In addition, we would like to commit the guild to provide 5 completed quilts to Quilts For Survivors and 5 Quilts to Quilts of Valour. We already have 3 in progress and would really appreciate the support of our membership to make that happen.

Your Community Outreach Team: Kate, Lyne, Carolyn, Sharon, Diane W, Diane D, and Dorothy.

Thanks,

Kate

Your Community Outreach Team Leader

2024 Quilt Show news:

A special thank-you to Retta and Roy Hartley for their outstanding design for the Quilt Show Logo. As you know Retta has been a very long-standing member of the guild (at least 35 years), and Roy designed the Guilds Thimble Logo way back in the day. The thimble has been used in a few of our quilt show

designs to date. So... if you see Retta at the April meeting make sure you send along your thanks to her, for a job well done!

Durham Trillium Quilters' Guild Celebration of Quilting 2024



A word from our "Treasure Table" Convenor - Angie S

Hello members. With our quilt show happening this October I would like you to take some time to look around your sewing room and donate any items you don't use or want anymore for the "Treasure Chest" table. I do ask that you keep your items at home until the set up date for the quilt show as I nor anyone on the Quilt Show committee has room to store items.

Perhaps get together with a few girlfriends and decide who is going to deliver all of the items you are donating on Thursday October 17th (after 1 pm) to the Show Location (Forest Brooke Community Church, 60 Kearney Drive Ajax)

Thank you in advance for your donations and If you have any questions feel free to contact me.

Angie

A word from our Tea Room Team - Gail, Gwen, and Kathy

They Ask if any members have a current Food Safe certificate. Could you please let them know so they can put a list together for the tearoom. put this in the newsletter and ask committee members.

A word from the Quilt Show Boutique

A big thank you for your overwhelming support of our Boutique and Quilt Show.

As we get closer to the Quilt Show in October, the Boutique Committee is asking for the members to help out for just a little longer.

We would like to ask you for the following.

1. Kits that you have signed out - please complete the kit and bring it back to us at the next meeting in April. If you can't do it, then please bring the kit back.
2. Fabric for fabric salads - please look through your stash and put together collections that we can put into plastic food containers that we call Fabric Salads and will sell at the Quilt Show. These collections can be strips (2.5" is very popular), 5" or 10" squares, colour coordinated materials, blenders, seasonal or lines of fabric ie Lori Holt, etc. Remember it should be appealing to the buyer in order to sell well. Bring them in a bag and we will fill the Fabric Salad containers.
3. New Kits - we will be handing out two new kits in April and two more in May. Please take some and return them at the June meeting. Then no more kits and your support is much appreciated.
4. Donations of finished products for the Boutique are still very much appreciated.

Thanks again.

Joanne

A word from the Quilt Show Silent Auction Team

The Silent Auction is a big money maker for the Guild. We need help to create beautiful, desirable baskets. Please check your home to see if you have any NEW or GENTLY USED items that we can put in the baskets.

- 1) Baskets... any shape and size are greatly appreciated!! Dollar Store Baskets are great, as well as wicker and fabric ones!
- 2) Wine, and or any unopened bottles of alcohol
- 3) New Body Lotion, bubble bath etc
- 4) Placemats, table clothes (not necessarily quilted items)
- 5) Beach toys
- 6) Theme items (birthday, animal, Xmas, holiday etc.)

You can bring these items (especially baskets) starting at the April Guild Meeting.

Thank you so much in advance,

Deb W and Joanne

General Items from The Quilt Show Team

***** Guild Members WHO Volunteer to help at the Quilt Show will be given FREE admission to the show!! Details to follow! Get ready to see Grace R to secure your sign up spot**

From Your 2024 Show Chair, Jacqueline H

DTQG Celebration of Quilting 2024

Quilt Show Challenge

Each person who enters the Challenge will demonstrate their quilting skills as they “celebrate” themselves. Each quilter is to use their three initials (first, middle and last name OR first, maiden and married name), in whatever order they choose.

One initial will be the main (50%) colour of your project.

One initial will be the pattern / block used.

One initial will be the quilting style / motif used.

Example: Diana Elizabeth Smith

E - emerald green as the main colour

D - Dresden plate as the block pattern

S - a stippling stitch as the quilting style

Size limitations: minimum - 12” x 18”

maximum - 24” x 36”

Entry fee: \$10.00

Prizes: 1st place, 60% of entry fees / 2nd place, 30% of entry fees / 3rd place, 10% of entry fees.

Start date: January 2024

Submission deadline: September 30th, 2024 at 5 pm.

(If you are unable to submit your entry at the September Guild meeting, please call Diana S. to arrange for drop off).

Announcements:**CQA News:**

From the Quilting Table of Patricia
CQA Central Ontario Regional Rep
March 2024

The arrival of spring can be determined in is being used, which a variety of ways. Recently the term meteorological spring is being used, which is March 1. This is related to a change in temperatures according to the meteorologists. I prefer the equinox (March 21) method which reflects when the sun changes from the southern to the northern hemisphere. For some of us, it is seeing that first robin...I'm still waiting for that one. Regardless of how you welcome spring, I have noticed that the days are getting longer and that my sewing studio is brighter. I welcome creating my quilts working in more natural daylight.

I have also developed a taste in listening to audiobooks. As a voracious reader, I am still in training for this method of reading though. Traditionally, I would listen to the radio' Then I got a small TV in my sewing studio. I have discovered that certain types of programming are suitable (or not) when sewing, as I can't sew and watch at the same time but need to listen. Do you have a favourite form of background stimulation when you are creating? For some, it is the ability to close the door for complete silence from the noises of the household.

Quilt Canada, Edmonton, AB, June 19th-22nd, 2024

The discounted early registration for CQA members is from February 20th – March 5th. Registration for non-members opens March 6th. The hotels are now available for booking. There will be approximately 62 vendors. Lists of the vendors are on the website and will change as more vendors are confirmed.

The jurying of the quilts entered is to occur through March. This is the to decide whether a quilt submission will be entered in the final NJS for judging. Letters indicating the status of the quilt will be sent out on April 15th via email. Good luck to all who entered.

It is not too late to submit the following quilts for Quilt Canada.

- **2024 Youth Challenge.** Submissions accepted February 1st-April 30, 2024
- **Trend Tex Challenge.** Judged quilts accepted until April 30, 2024. Quilt donations not to be judged but for the silent auction must be received by May 24, 2024.

Good luck to all participants!

Canadian Quilter Magazine

Some of you may have noticed that you received two of the current Canadian Quilter magazine and wondered why. The short story is that the regular person who coordinates the mailing lists from different sources was on vacation and their replacement did not know there was a merging of lists required to create one mailing list. Subsequently, it was discovered that many addresses were missed but that it wasn't possible to figure out who was missed. So, additional copies were resent (at the publisher's cost) hence why some people received two copies. If you received a second copy, perhaps you could consider donating it to your local health care provider's office.

Sharing Guild Activities

What is going on in your guild this year? Have you had a show or are you planning a show later this year? Perhaps you have an activity that was very successful in fundraising? I encourage your guild to share these experiences through the guild reports section on the CQA website. This not meant to be a taxing process. Simply fill out the form with a brief description in 500 words or less. Pictures are welcome and easy to include. This report is not a reflection of a year's worth of activities.

Consider using the calendar on the CQA website to promote your guild's activities. Include that upcoming show or the guild is hosting a speaker to your guild meeting that is open to the public. This could be a way to generate income to increase paying guests for this presentation at your guild meeting. This is free for member guilds and \$25.00 for non-member guilds. I hope you take advantage of this.

All the above information can be found at canadianquilter.com.

Until next time!



THE ORILLIA QUILTERS GUILD PRESENTS:

**'FROM OUR STASH
TO YOURS'
SALE**

Fabric, Notions, Patterns, Books, Tools

+Bake Sale

+Boutique of Handmade Items and Quilts

(Cash or Debit)

Sat. April 27, 2024 12:00-5:00

Ramara Centre

5482 HWY 12, Ramara ON L3V 8J2

We are Maria Moreno, the Programs and Tours Assistant, and Allie Davis, the Education Coordinator, at the Textile Museum of Canada. [Meet the Team – Textile Museum of Canada](#) We're thrilled to share our group tours and program offerings for the new year, tailored to your interest and needs.

[Our Offerings](#)

Choose from our flexible program formats, available both in-person and virtually, designed collaboratively with you:

- 45-minute Hands-On Textile Activity - \$148+HST
- 45-minute Virtual Tour - \$148+HST

- 60-minute Tour with 15-minute Q&A Session - \$370+HST
- 90-minute Tour with 30-minute Hands-On Textile Activity and 15-minute Q&A Session - \$444+HST
- 100-minute "Life Cycle of a Textile Program" great for grades 6-12. This comprehensive program includes a slide & video presentation, tactile samples, a tour, a hands-on activity and Q&A, all highlighting sustainable practices. \$465+HST
- There is a \$50+HST for groups larger than 30 attendees to cover the cost of an additional guide

Current Exhibition

Be sure not to miss our current exhibition, "The Secret Codes: African Nova Scotian Quilts," on until April 30, 2024. Curated by David Woods in collaboration with the Black Artists Network of Nova Scotia, this show features 35 quilts and 8 paintings, revealing the multifaceted quilts and their roles over time. This is the first time this exhibition has been presented in Ontario, so make sure not to miss this opportunity to experience it. Learn more about this exceptional exhibition [Events for Jan 2024 – Textile Museum of Canada](#).

Upcoming Exhibitions and Gathering Rotation

Stay tuned to this section. As more information becomes available, we'll ensure to keep you updated with the latest details! [What's On – Textile Museum of Canada](#)

Booking Information

Book a tour now by filling out this form: [Book a Group Tour – Textile Museum of Canada](#)



Access

Our priority is to offer every maker the opportunity to explore our exhibitions and engage in our programming. If you have specific budgetary considerations or would like to discuss tailored arrangements, please feel free to reach out to us — we're here to collaborate and ensure a seamless experience for you and your members.

Looking forward to discussing these options with you soon!

Until soon, best regards,

Allie Davis & Maria Moreno

We can be reached by phone during opening hours: Wednesday – Sunday, 11 – 6pm, but feel free to leave a message we will get back to you as soon as possible.

Maria Moreno (She/Her)
Programs and Tours Assistant
Textile Museum of Canada

416-599-5321 ext.21
55 Centre Avenue, Toronto, ON M5G 2H5
mmoreno@textilemuseum.ca | textilemuseum.ca

QUILT SHOWS COMING SOON:



Rouge Valley Quilters' Guild
"Quilts from the Valley" - May 3 & 4, 2024



Quilt Show

May 3 & 4, 2024

Friday - 10 am - 7 pm

Saturday - 10 am - 5 pm

Forest Brook Community Church
Ajax, Ontario L1T 4N2

- ◆ Guild Members' Quilt Exhibition
- ◆ Members' Challenge Display
- ◆ Merchant's Mall
- ◆ Guild Cafe and Guild Boutique
- ◆ Raffle Quilts - 3 quilt prizes to be won
Draw: Saturday, May 4, 2024 at 4 pm
- ◆ Silent Auction and Treasure Room
- ◆ Quilting Demos and much more...

Proceeds of the 2024 Quilt Raffle to support
RVQG Community Service Projects
City of Toronto Lottery Licence M824082

We invite you to

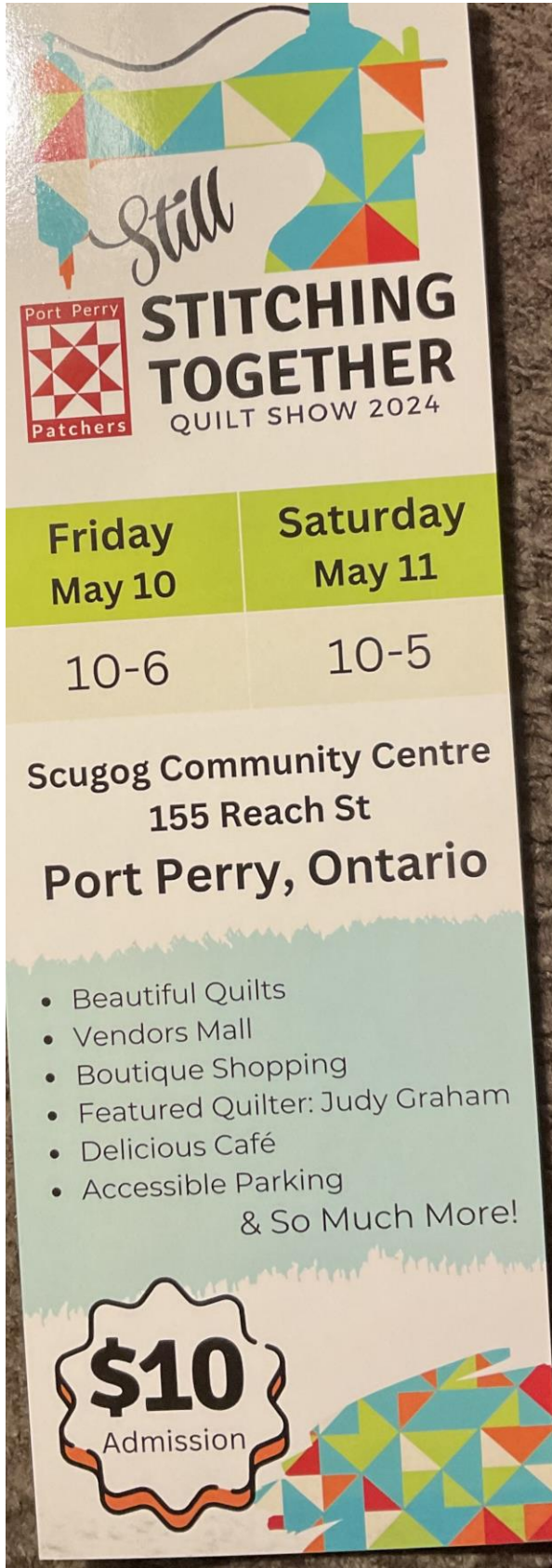
Quilted
EXPRESSIONS

Date: Friday April 19, 2024, to Saturday April 20, 2024

Location: Operating Engineers Banquet Hall
2245 Speers Rd, Oakville

Admission: \$10

- Over 150 quilts
- Raffle quilt
- Vendors
- Members' Boutique
- Demonstrations



The poster features a colorful geometric quilt pattern in shades of blue, green, orange, and red. At the top, the word "Still" is written in a cursive font. Below it, the "Port Perry Patchers" logo is displayed, consisting of a red and white quilt square design. The main title "STITCHING TOGETHER" is in large, bold, black letters, with "QUILT SHOW 2024" underneath. The event dates and times are listed in a table format. The location is "Scugog Community Centre, 155 Reach St, Port Perry, Ontario". A list of activities includes beautiful quilts, vendors, boutique shopping, a featured quilter, a café, and accessible parking. A price tag graphic indicates a \$10 admission fee.

Still
Port Perry Patchers

STITCHING TOGETHER

QUILT SHOW 2024

Friday May 10	Saturday May 11
10-6	10-5

Scugog Community Centre
155 Reach St
Port Perry, Ontario

- Beautiful Quilts
- Vendors Mall
- Boutique Shopping
- Featured Quilter: Judy Graham
- Delicious Café
- Accessible Parking

& So Much More!

\$10
Admission



Advertising:


Quilting Stores:



(905) 987-1779
anniesquiltshop@gmail.com

@anniesquiltshop
anniesquiltshop.ca

6 Station St. Unit B
Orono L0B 1M0





Embellish

DRAPERY & BLINDS • FABRIC & NOTIONS

Your local source for all your fabric, quilting, decor,
and fashion sewing needs. Visit our new location
at **975 Elgin St W** in Cobourg, or shop online.

embellish.ca   905-373-0983

PFAFF
Perfection starts here.™

We're excited to be an authorized PFAFF® dealer!
Contact us for current prices and promotions.

Longarm Quilting:



Longarm Sales/Service/Rentals/Education

We also stock a wide variety of longarm and quilting supplies

- Threads
- Rulers
- Pantographs
- Stencils

1621 McEwen Drive #37
Whitby, Ontario
L1N 9A5
905-435-8720

Find me on YouTube @ whirls n swirls quilting

Diana Houston

pleasantviewquilting@gmail.com

905-868-5894

www.pleasantviewquilting.ca

Complete your quilt tops by using
our longarm quilting services.

LONGARM QUILTING FUN

905 240 1487
21 Hartrick Place
Whitby, Ontario

Allie Edwards

Longarm Machine Quilting

laqf21@gmail.com
allie148@gmail.com



Starflower Quilting
Co.

Longarm Quilting
Services


CONTACT ME

Jennifer
Hartford
289-385-1843

starflowerquilting@gmail.com
www.starflowerquilting.com
Oshawa, Ontario



Sewing Machine Repairs:


NOW AT 110 MAIN ST N UXBRIDGE!
905-716-9775 www.sewtechcreate.ca

SEWING MACHINES
SALES • SERVICE • SUPPLIES • EDUCATION
and as of 2023: authorized **BERNINA**® dealer!

THAT'S ALL FOLKS!