

Exhibit 560

Is it safe?

Steve Kirsch MIT Presentation on Record Level Data
from Three Countries
11-30-23

https://www.skirsch.com/covid/Isitsafe.pdf?utm_source=substack&utm_medium=email

Is it safe?

What the record-level data says

Steve Kirsch
stevekirsch.substack.com

Nov 30, 2023

Vote now

You can change your
vote at any time
during the
presentation.

**Limited to
pre-registered
attendees**



pollev.com/stevekirsch655

About me

MIT '78 SB/SM EECS

Former high-tech serial entrepreneur

Featured on [60 Minutes](#)

Written over **1,500 articles on vaccines**

*Today: Misinformation superspreader
(#1 search result on Google)*



10:37



Google



misinformation superspreader



Images

News

Videos

Shopping

Books

Maps



MIT Technology Review
www.technologyreview.com



This tech millionaire went from covid trial funder to misinformation superspreader

Oct 5, 2021 — One Silicon Valley entrepreneur thought he could beat the odds. Medium banned him for misinformation. “Medium revoked my account for life. My ...



Benefits of calling for data transparency

Lifetime ban: LinkedIn, Medium, Twitter (2x), Wikipedia

Stripped of National Caring Award (Wikipedia)

Friends abandon you

Country club won't take you

Corporate Board tells you to shut up or leave

Your Scientific Advisory Board quits en masse

You are censored on all platforms

YouTube removes your videos

YouTube cancels anyone who has you on their show

People call you a wack job behind your back

MIT won't let you speak in your own auditorium





We have an old saying in Delta:
Don't get mad. Get even.

National Lampoon's Animal House (1978)

“Revenge of the Nerd”

**THE FOLLOWING PRESENTATION HAS BEEN APPROVED FOR
NO AUDIENCES**

**BY THE CENTERS FOR DISEASE CONTROL (CDC) &
THE FOOD & DRUG ADMINISTRATION (FDA)**

THE TALK ADVERTISED HAS BEEN RATED



www.cdc.gov

www.fda.gov

6.123 **Vaccine safety 101**

Lecture #1

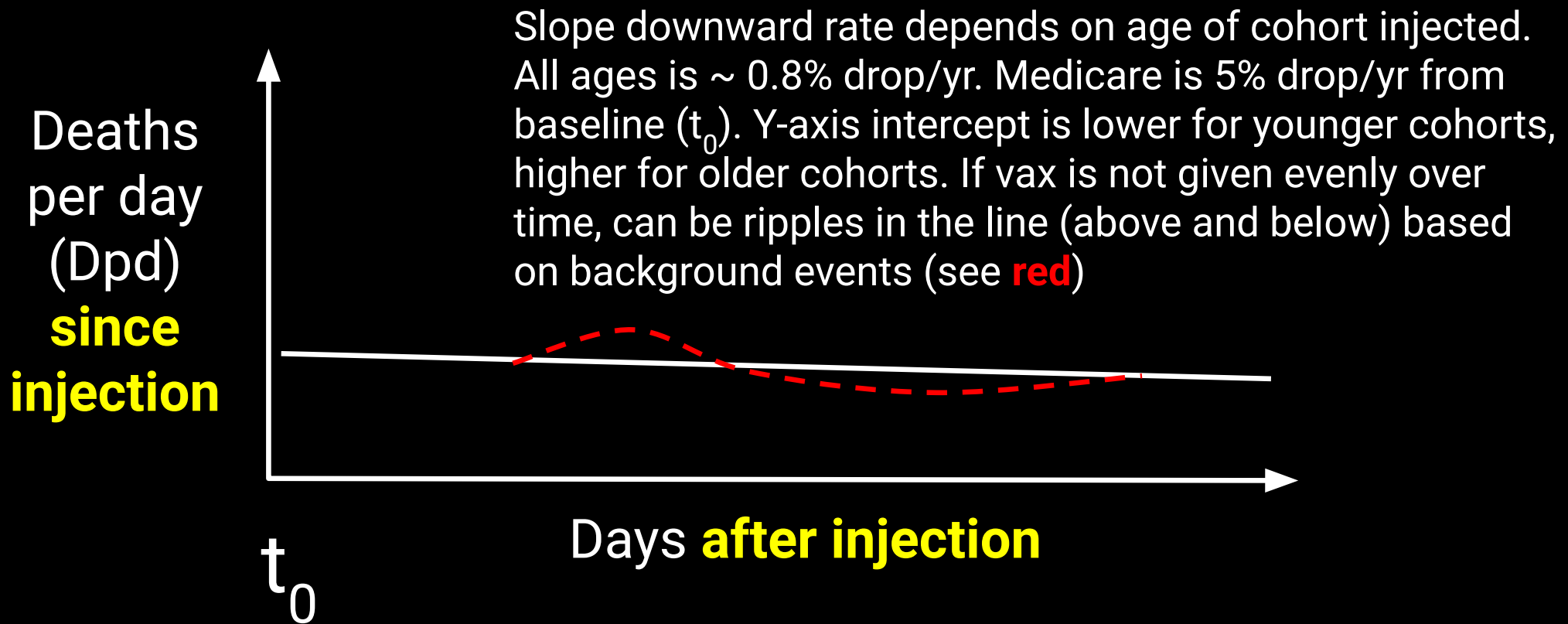
The basics

(in 7 slides)

12 units

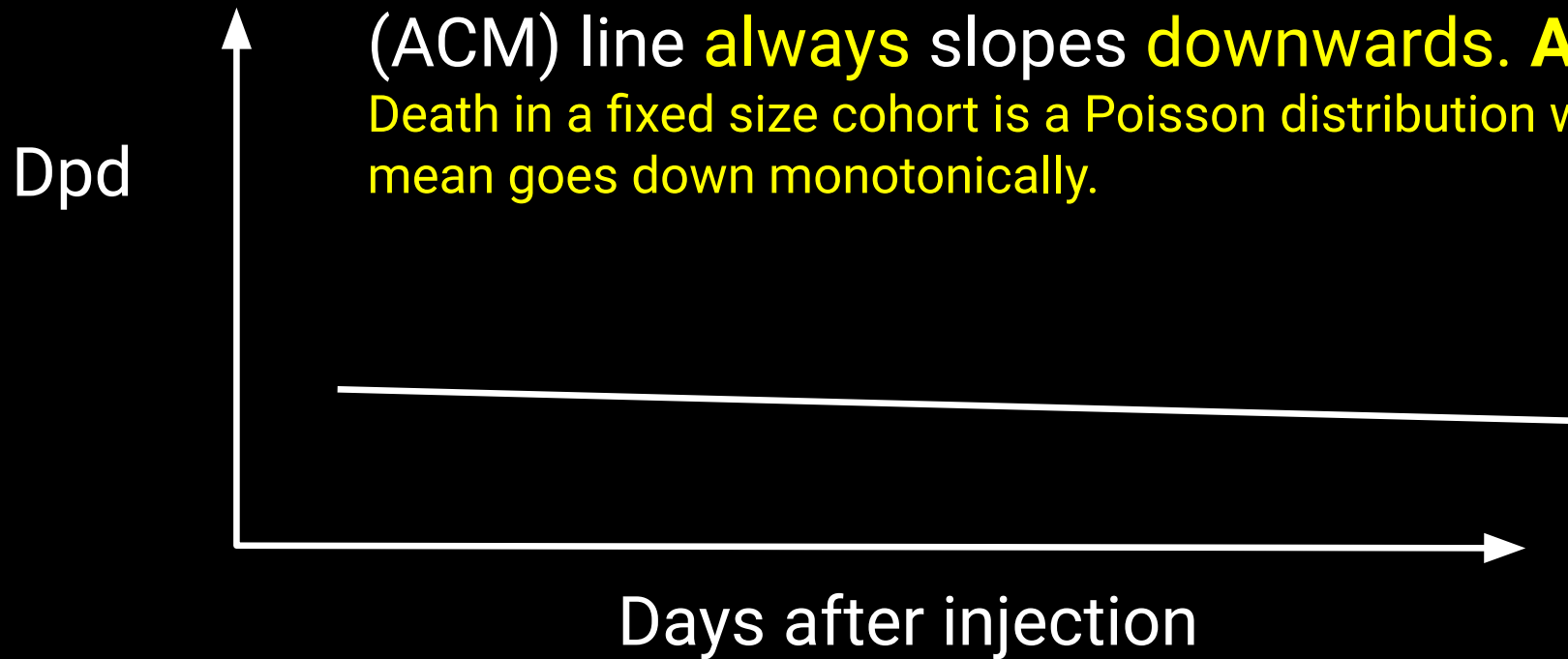
Professor Kirsch

All-cause Deaths per day after a specific dose of a **safe vaccine** given at a random time to a fixed size cohort



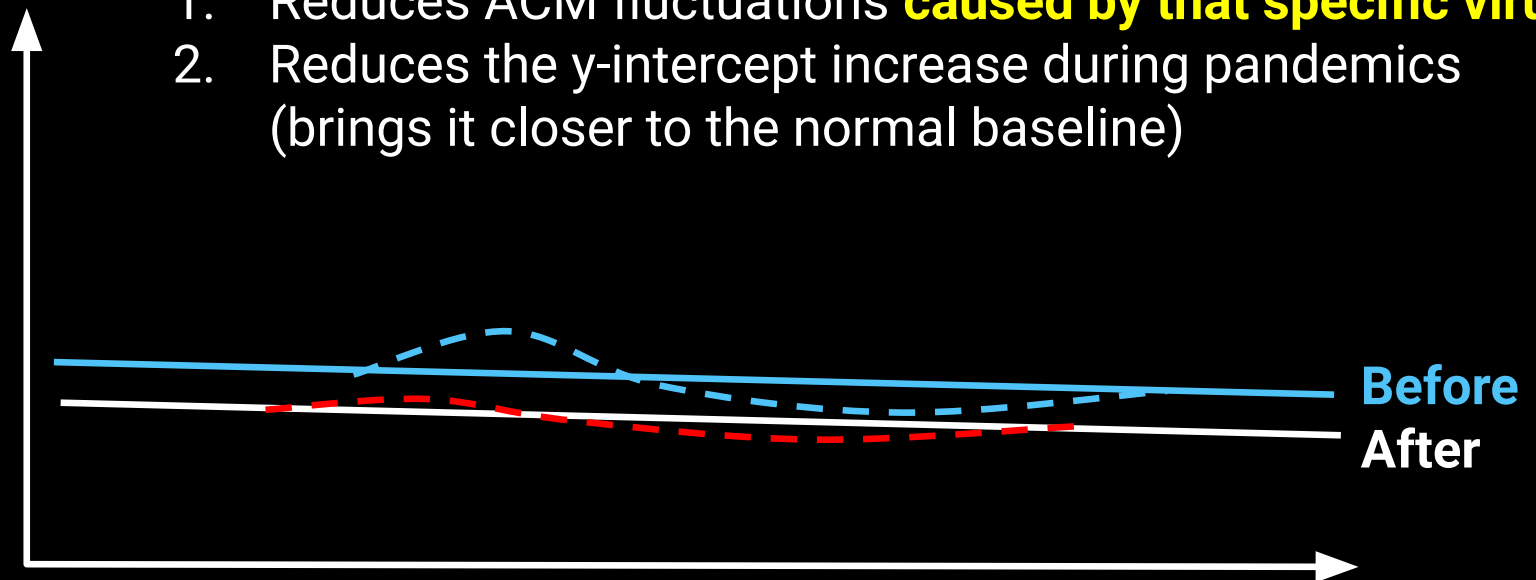
Cheat sheet

For a safe vaccine, the all-cause mortality (ACM) line **always** slopes **downwards**. **Always**. Death in a fixed size cohort is a Poisson distribution where the mean goes down monotonically.

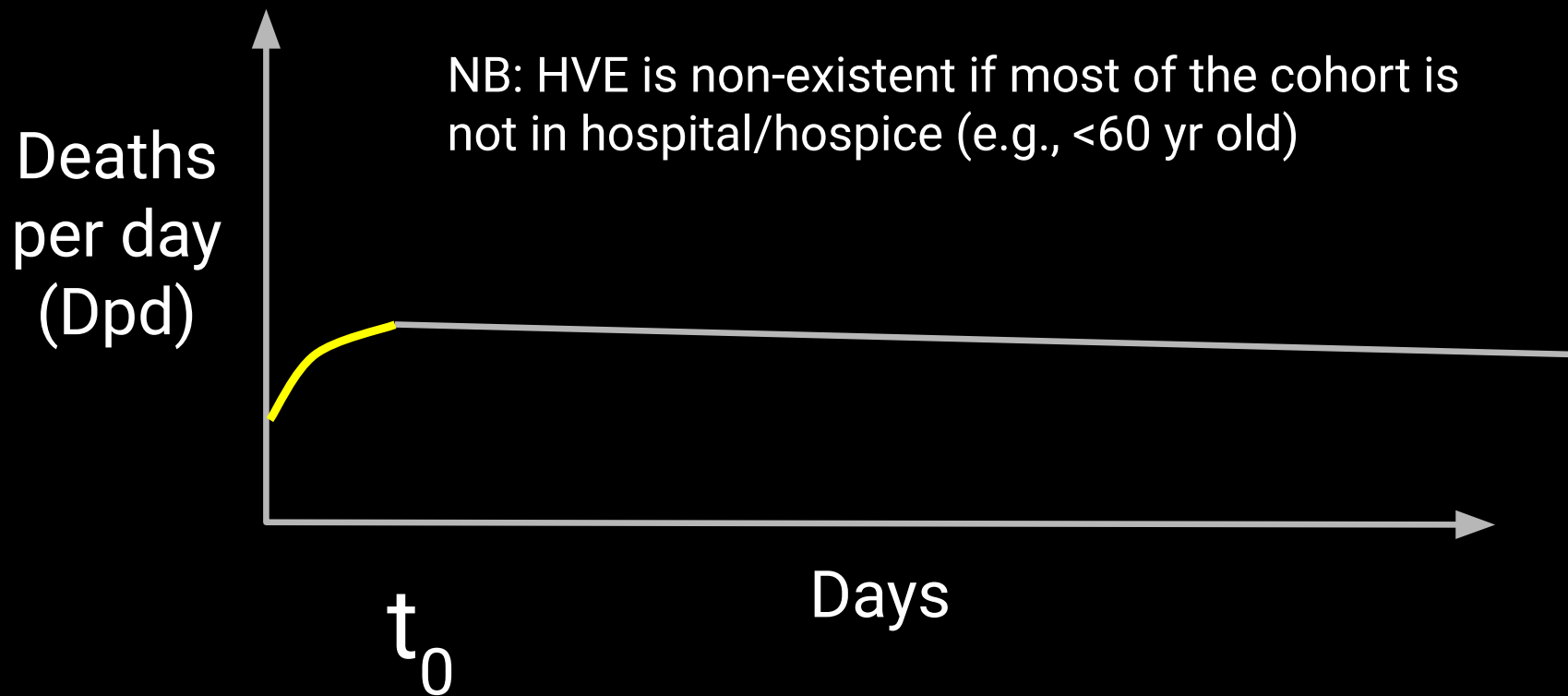


A “safe and effective” vaccine

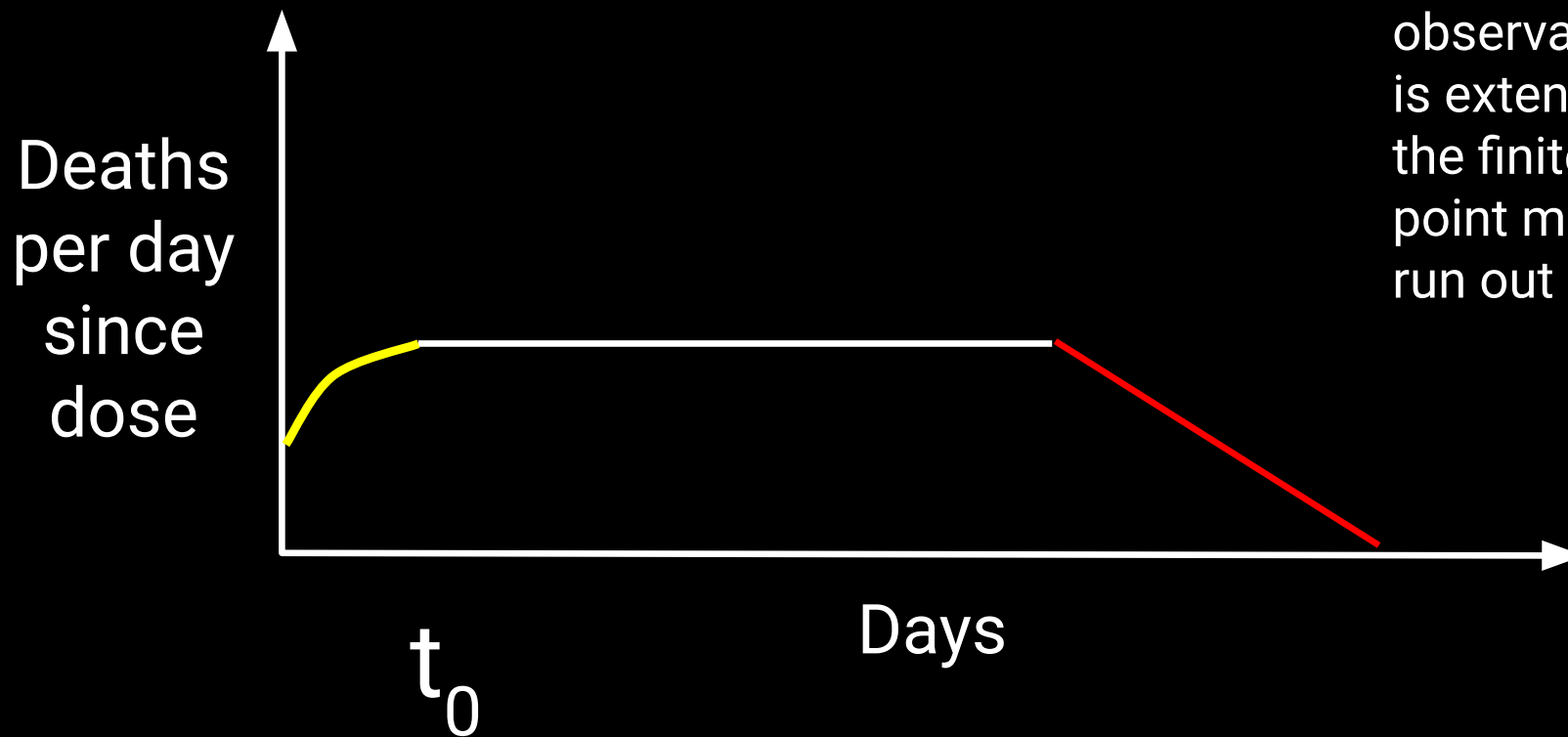
1. Reduces ACM fluctuations **caused by that specific virus**
2. Reduces the y-intercept increase during pandemics (brings it closer to the normal baseline)



Temporal healthy vaccine effect (**HVE**) (gone after ~21 days)

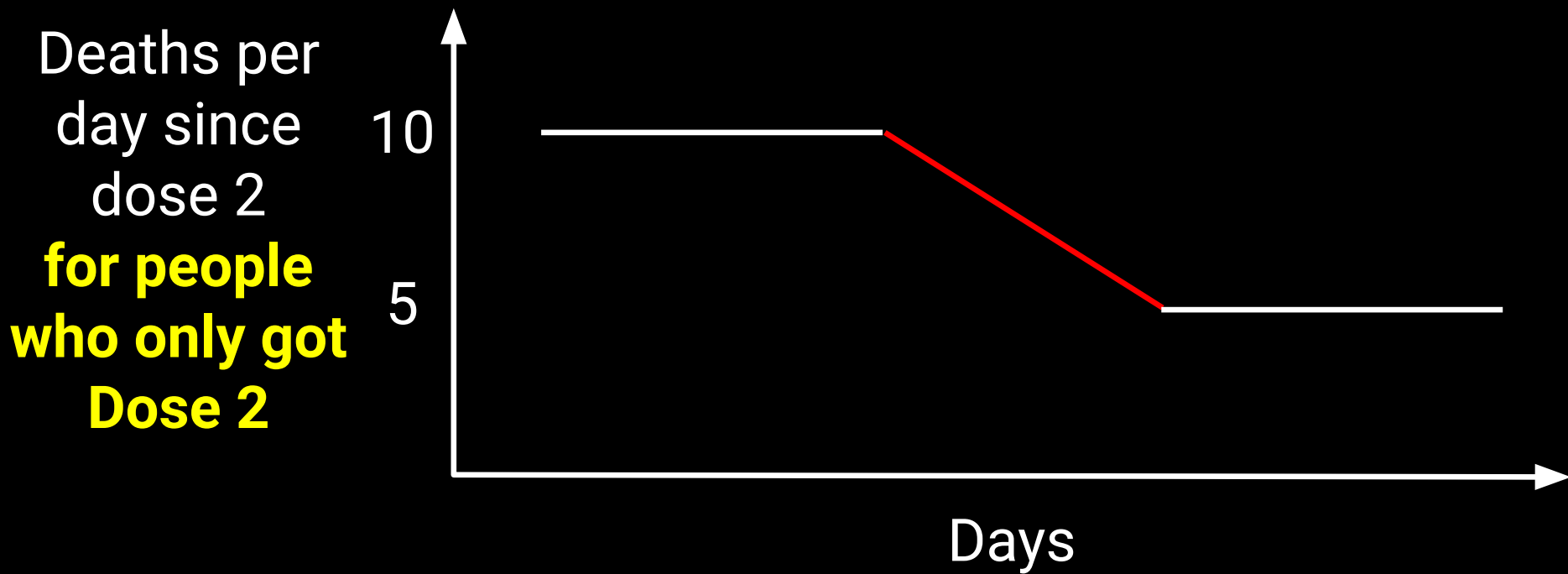


“Running out of time to die”



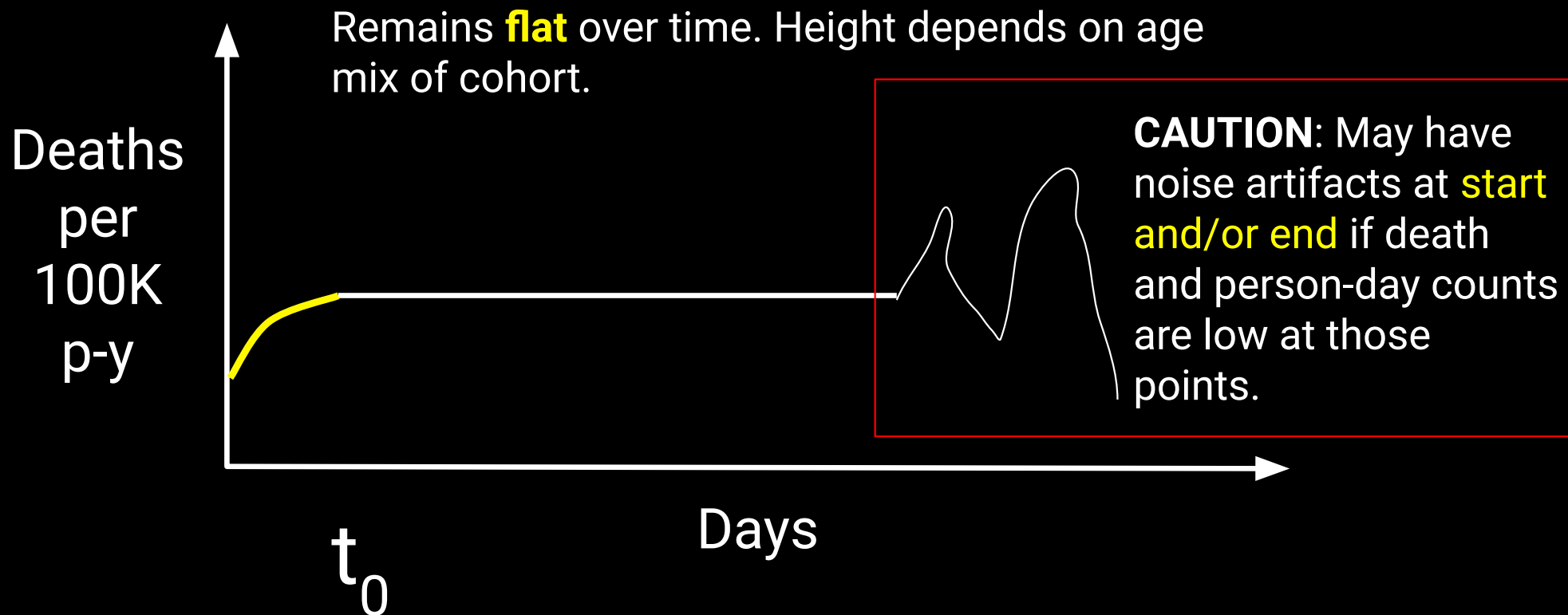
Death counts have to drop to zero if observation window is extended because the finite termination point means people run out of time to die.

“50% of people leaving for Dose 3”



Mortality **rate**

(Deaths per 100K **person**-years)



Any questions?

MIT Institute Professor Robert Langer did NOT want to see the data I'm going to show you tonight.



Your vaccine is killing people. Do you want to see the data?



Steve Kirsch

To Robert Langer (rlanger@mit.edu)

 This message was sent with High importance.

I'd love to show it to you before my talk.

I'll be showing it to the MIT community on Thursday at 6pm in the Kirsch Auditorium.

You can reach me at 

-steve

Do you know **why**?

If he sees the data, **he has a duty** as a Board member of Moderna to **immediately stop the shots**

Otherwise, he could be held

criminally liable

if they don't stop the shots

(gross negligence manslaughter, corporate manslaughter, ...)

The PREP only protects from **civil** liability, not **criminal** liability

As soon as any of these companies are shown that these are “kill shots,” they have to act.

That's why both Moderna and Pfizer **refused to look** when a member of the **medical news media** offered to show it to them

Does anyone want to take their place today and defend the COVID vaccine?



US Medicare

Gold standard data

Never before been made public

Data.CMS.gov

Centers for Medicare & Medicaid Services

[Home](#)

[Datasets](#)

[Topics](#) ▾

[About](#)

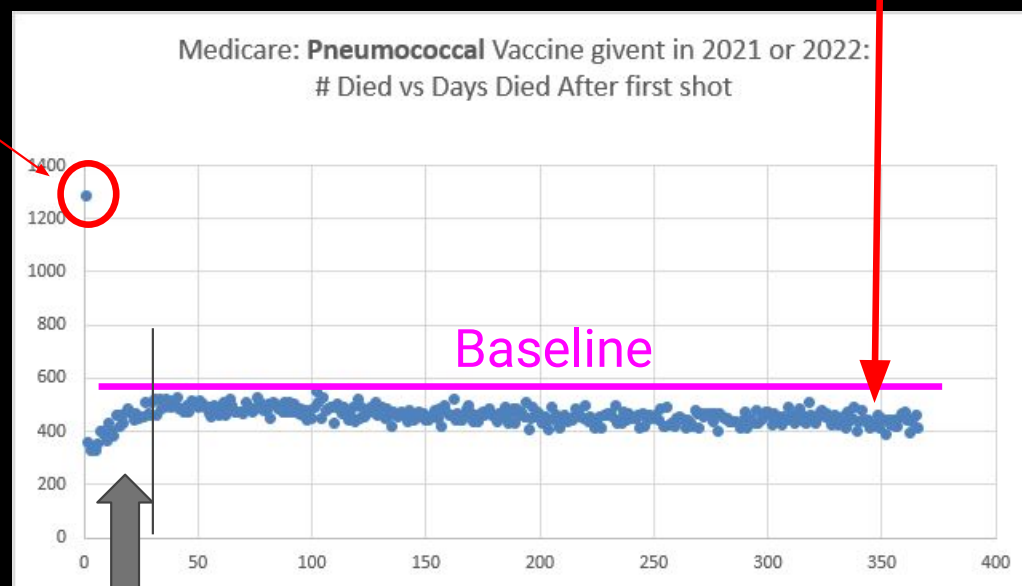
Same time period,
same population,
different vaccine.

This is a typical unsafe vaccine

(unsafe due to day 0 kill rate)

Deaths per day

ACM \downarrow 11% @365 from baseline



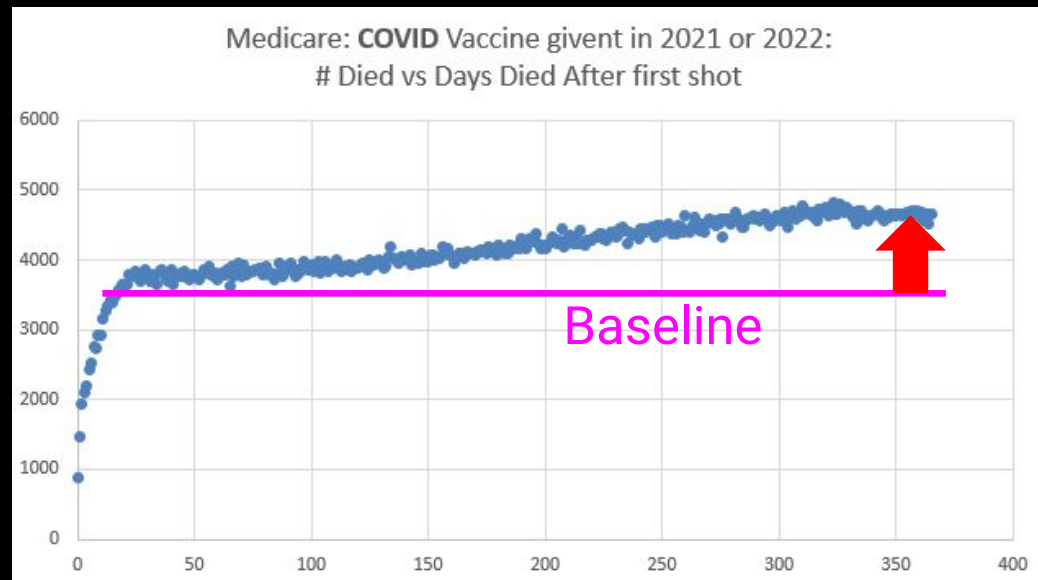
HVE

Days since shot

Pneumococcal vaccine

This is a **very unsafe vaccine**.
Slope goes **UP**
monotonically
for 365 days
straight!
Unprecedented.

ACM @365 days is **↑26%** from
baseline @ 21 days



COVID vaccine

It didn't save **anyone**

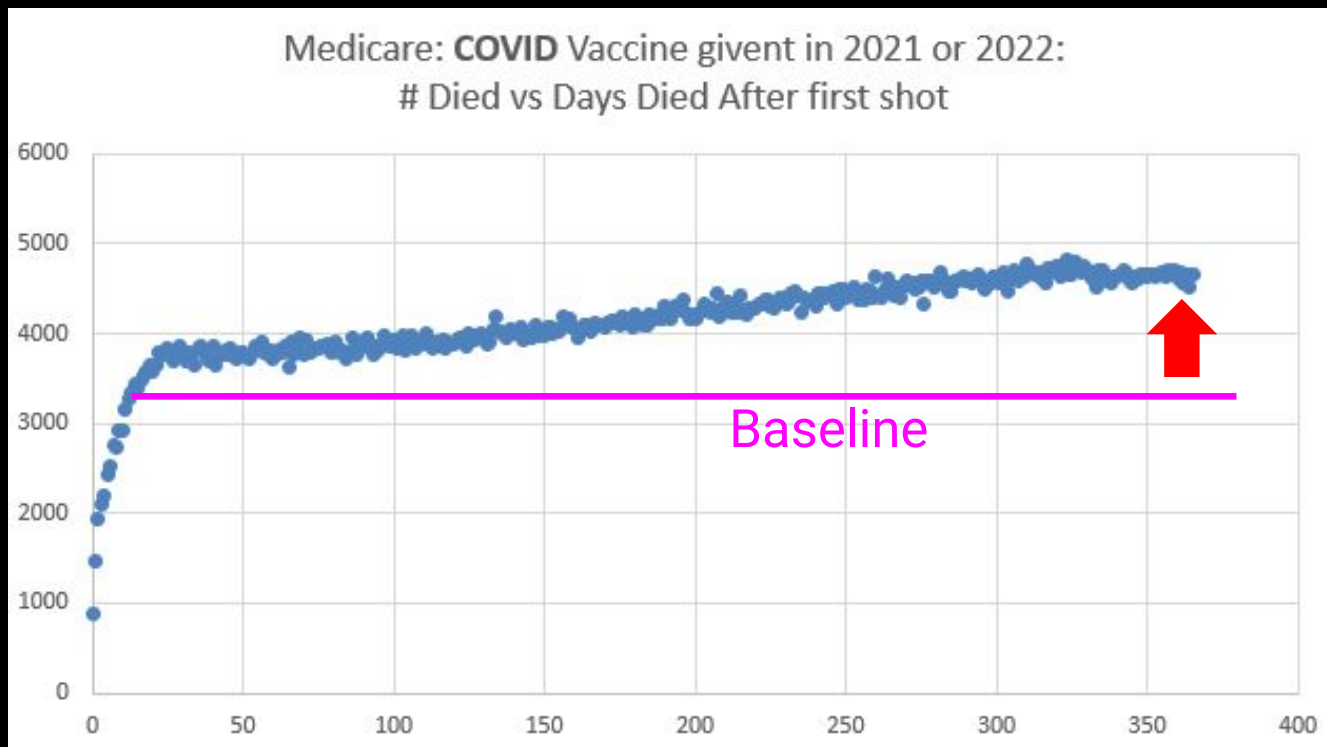
***It killed* people.**

No doubt about it.

None whatsoever.

Should be **GRAU**

“Generally regarded as unsafe”

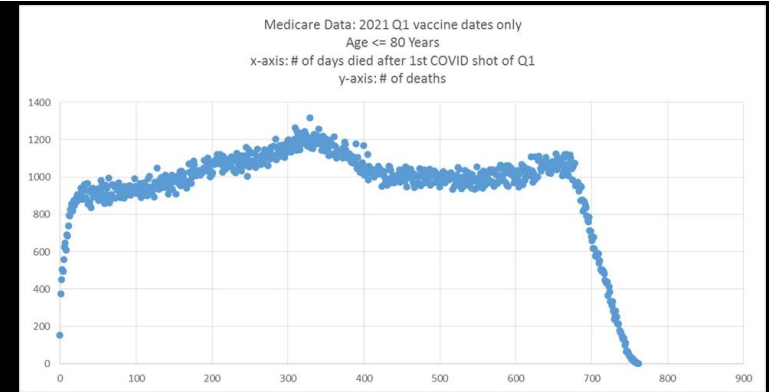


COVID vaccine

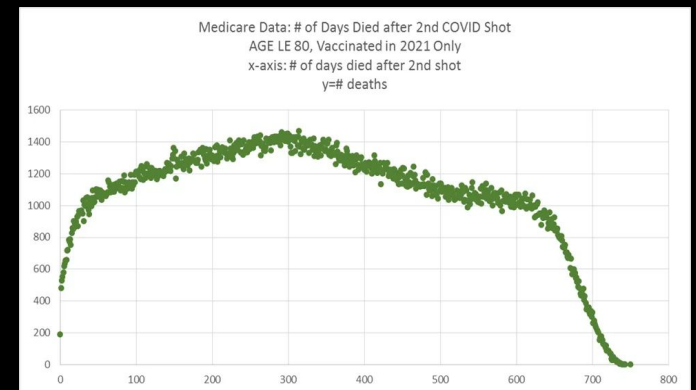
Curves for **other doses** of COVID vaccine **also slope UP** over first 300 days.

WTF?!?! It is supposed to slope **down**.

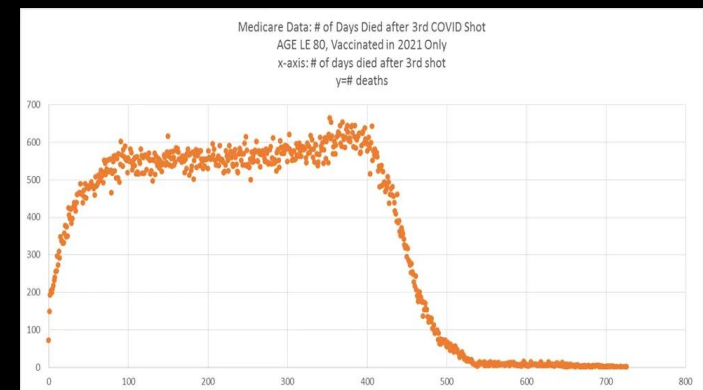
Dose 1



Dose 2



Dose 3



I showed the world this in Feb 2023. **Nobody cared.**

Steve Kirsch's ... Dashboard

GAME OVER: Medicare data shows the COVID vaccines increase your risk of dying

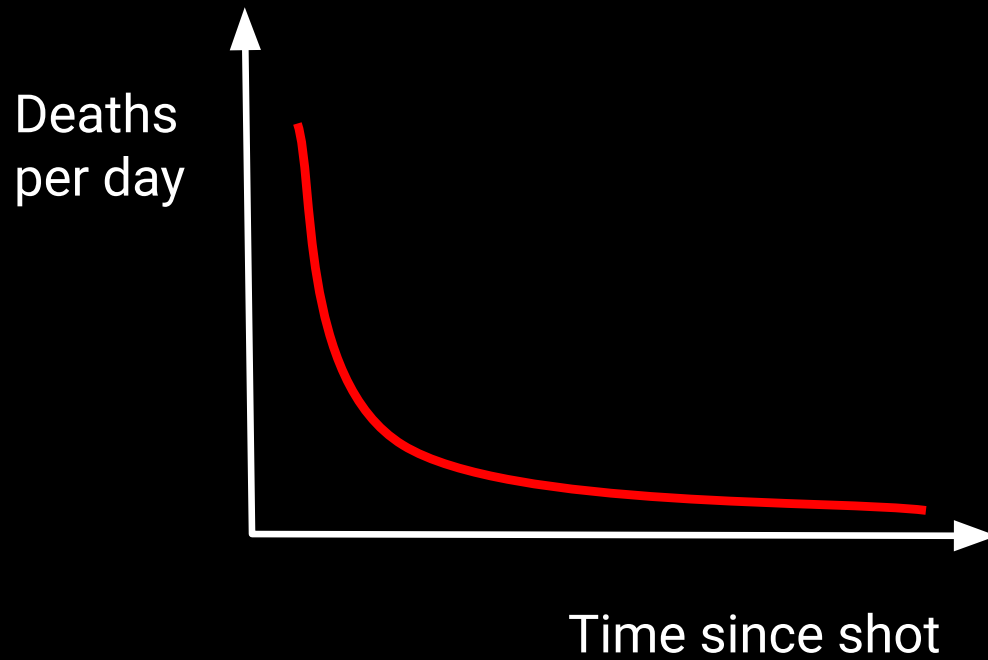
This is why the CDC has NEVER used the Medicare data to prove the vaccines are safe. And this is why NOBODY in mainstream medicine wants you to see this data. EVER. They ALL want it hidden. FOREVER.

STEVE KIRSCH
FEB 25, 2023

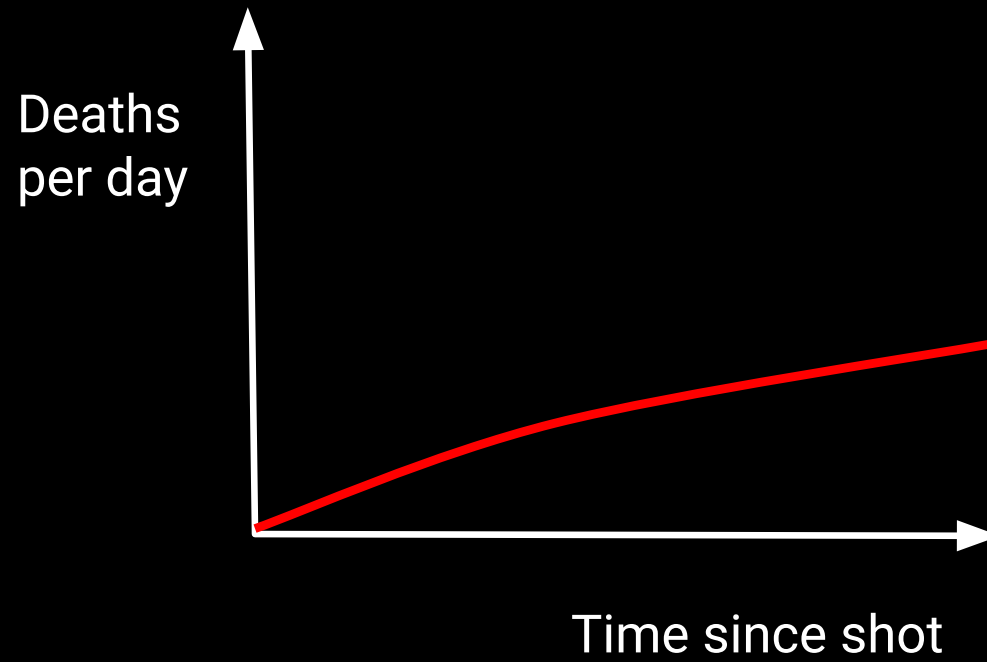
1,585 1,232 1 Share

Do you know why they never spotted any safety signals?

They were looking for this:

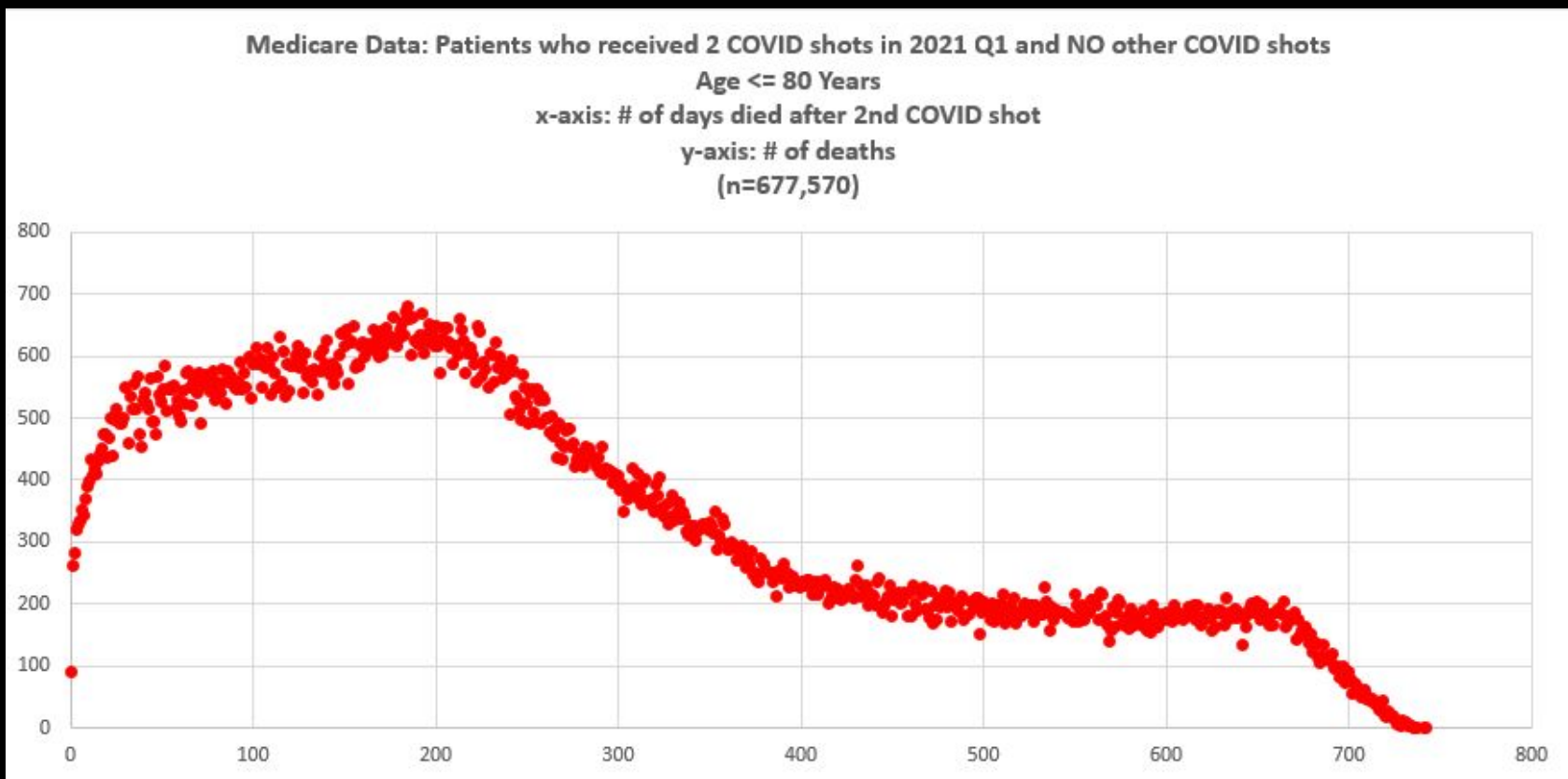


not this:



Including me!

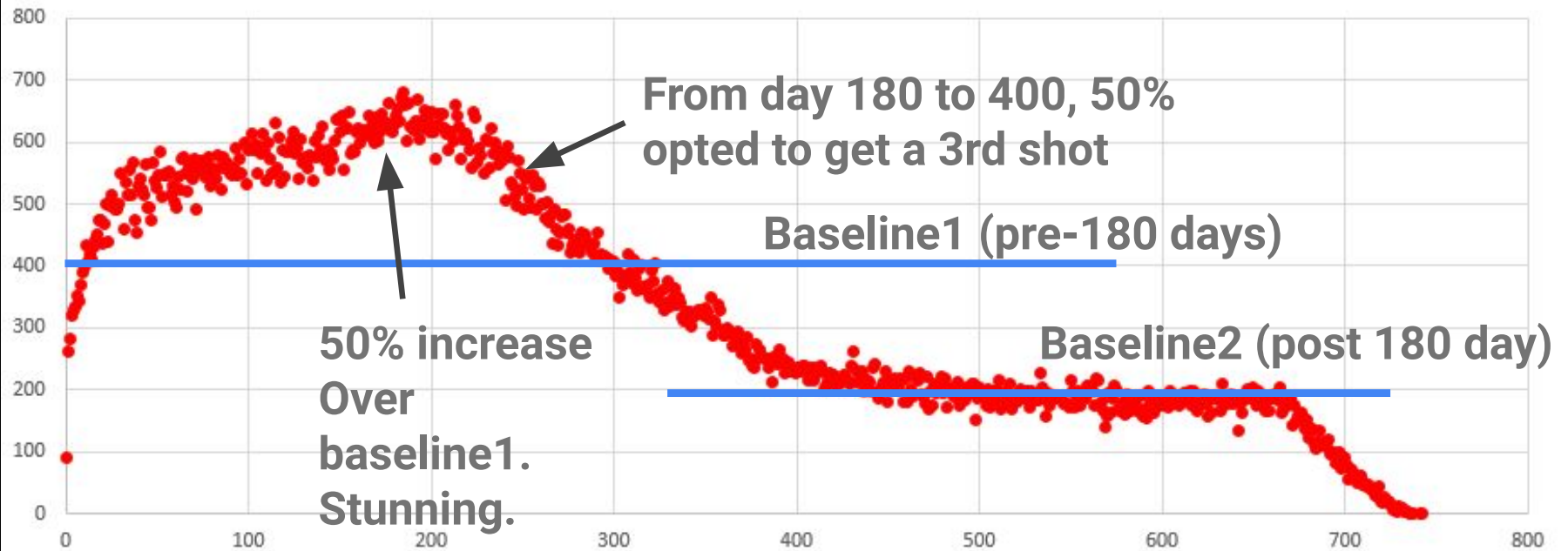
The most damaging curve I saw. Know why? This is people who got **exactly 2 shots**



Deaths
per day

We can estimate Baseline1 using Baseline2!

Medicare Data: Patients who received 2 COVID shots in 2021 Q1 and NO other COVID shots
Age <= 80 Years
x-axis: # of days died after 2nd COVID shot
y-axis: # of deaths
(n=677,570)



We also have anecdotes.

In a world where information is being withheld or distorted, **anecdotes are often the best source of truth.**

Here's an example...

Jay Bonnar, 57 year old high tech sales exec

15 friends died “unexpectedly” post-vax. All dead were vaxxed.
Prior to the vax rollout, 1 “unexpected” death in 30+ years

4 died **within 24 hours** of vaccine
3 of the 4 were < 30 years old

$\text{poisson.sf}(14, .1) \rightarrow$ **7.0e-28**

→ **the vaccine KILLED his friends.**
GUARANTEED.



Jay Bonnar, 57 year old high tech sales exec

15 friends died from the vaccine
0 friends died from COVID

Let that sink in...

```
>>> poisson.cdf(0,15)  
3.0590232050182594e-07
```



→ **The cure was far worse than the disease**

Poisson distributions never lie. Trust 6.041.

“But we’re **never going to learn** about how safe this vaccine is **unless we start giving it**. That’s just the way it goes.”

– Dr. Eric Rubin
Editor-in-Chief
New England Journal of Medicine

Adjunct professor of immunology and
infectious diseases
Harvard University

 **FreeThinkerFitness** @FreeThinkerFit · Apr 20

Reminder FDA Approval Process: "We're never going to learn about how safe this vaccine is unless we start giving it." And now billions of humans have had these dangerous experimental "vaccines" injected into their bodies.



The screenshot shows a video conference with two participants. The bottom portion of the screen displays a slide from the FDA. The slide contains the following text:

FDA
FOOD AND DRUG ADMINISTRATION (FDA)
Center for Biologics Evaluation and Research (CBER)
179th Meeting of the Vaccines and Related Biological Products Advisory Committee

VOTING QUESTION

Based on the totality of scientific evidence available, do the benefits of the Pfizer-BioNTech COVID-19 Vaccine when administered as a 2-dose series (10 µg each dose, 3 weeks apart) outweigh its risks for use in children 5-11 years of age?

0:10

Well, we **now have
the safety data.**

Just one small problem...

**Nobody in public health has ever has
ever looked at it **seriously****

**Nobody ever has ever
publicly released the
record-level data
for any vaccine**

**So we couldn't look at it
either**



**So nobody would be able to know the
ground truth about any vaccine or
pharmaceutical**

**But that changed for me on Nov 9,
2023**

Thanks to a whistleblower @
New Zealand
Ministry of Health

← Ministry of Health - Manatū Hauora 
7,727 posts



⋮  **Follow**

Ministry of Health - Manatū Hauora 
@minhealthnz

Kia ora. The Ministry of Health - Manatū Hauora works across the health sector to deliver better health outcomes for New Zealanders. IN AN EMERGENCY, CALL 111

📍 New Zealand  health.govt.nz  Joined June 2009

287 Following 49.5K Followers



M.O.A.R (Mother Of All Revelations)

The irrefutable data on New Zealand's
excess deaths from the C_v_d

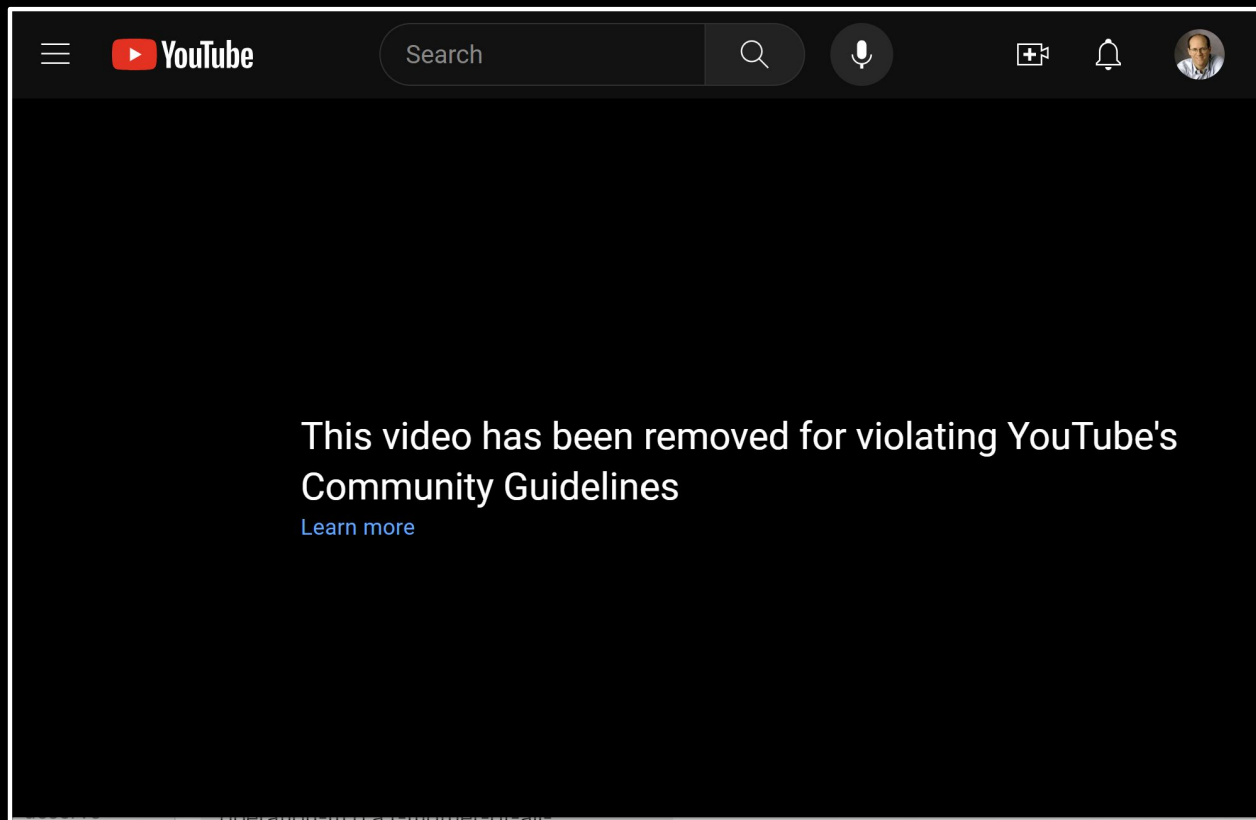
j_bs.<https://nzloyal.org.nz><https://freenz.substack.com>

www.youtube.com

YT - <https://www.youtube.com/watch?v=IO-ywRHhrlc>

Do you want to see the video?

Me too! But Community Guidelines are way more important than saving lives.
YouTube removed it < 5 min after posting.



Watch on Rumble

The image shows a Rumble video player interface. At the top left is the Rumble logo. A search bar is located at the top center. The main content is a video thumbnail featuring a woman with blonde hair. The text on the thumbnail includes the NZL LOYAL logo with the tagline 'Loyal to You, Not to Them', the title 'OPERATION M.O.A.R.', the subtitle 'The Mother of All Revelations', a blue box with the text 'THE DATA - This is it -', and the date '30th November, 2023'.

rumble

Search

NZL
LOYAL
Loyal to You, Not to Them

OPERATION
M.O.A.R.

The Mother of All Revelations

THE DATA
- This is it -

30th November, 2023

We now have the data.

That **nobody** was **ever**
supposed to see

**And I just now made
it available for
anyone in the world
to download**




Along with **free data analysis tools** you need

It is record-level data.
Official government data.
Gold standard data.
Ground zero data.

It does not get any better than this.

**For professional
misinformation
spreaders such as
myself, this data
was the Rosetta
Stone.**



It can statistically PROVE whether a vaccine is safe or not.

The results are objective and easy to interpret.

Have you ever wondered why it is **always**
kept hidden?

Today, **for the first time in history**, I will show you why.

I'm going to show you what the
NZ record-level data says
about the **COVID vaccine**

It's not pretty

Over **13 million people** were
killed worldwide.

For no benefit.

Whatever.

With one exception...

**DOES IT
PROVIDE
IMMUNITY?**

**ONLY FOR THE
MANUFACTURER.**

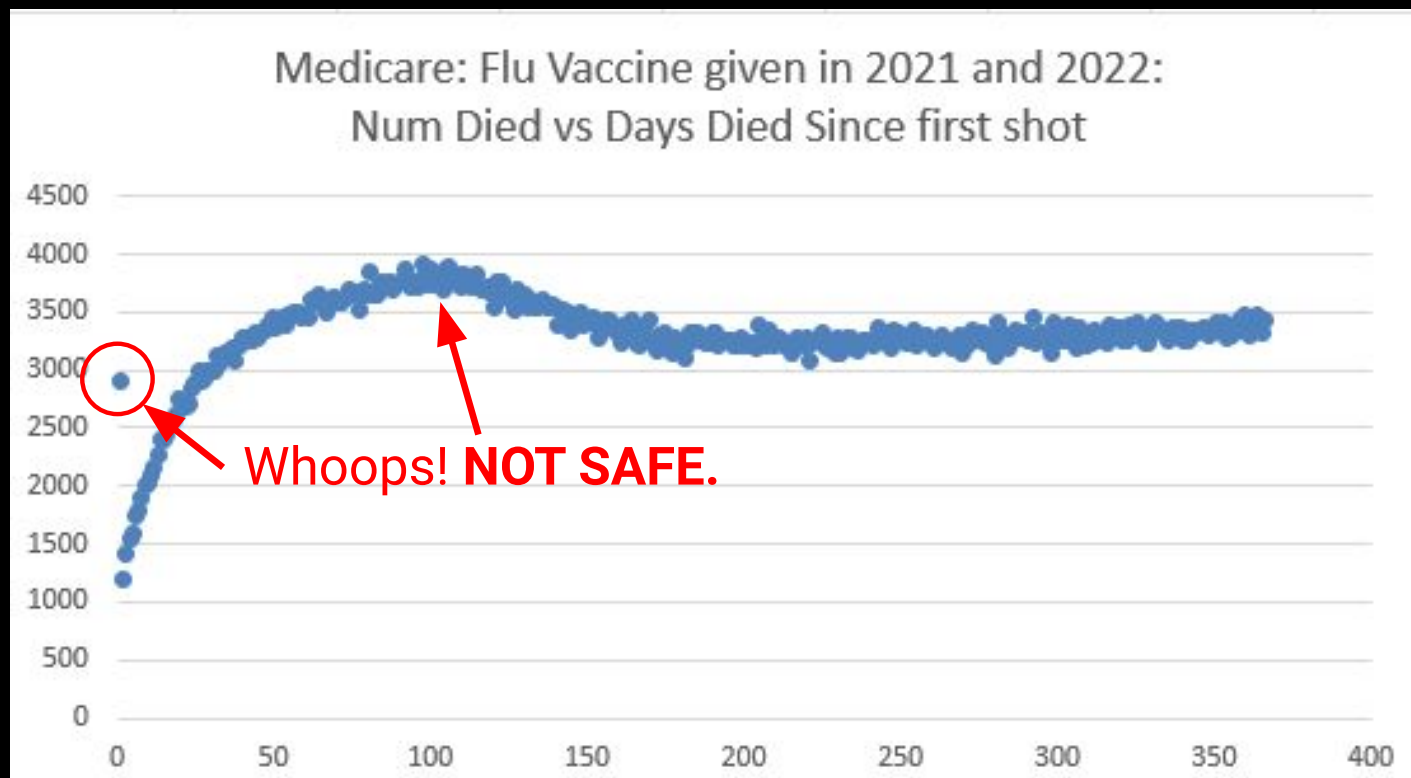
*David
Schell*



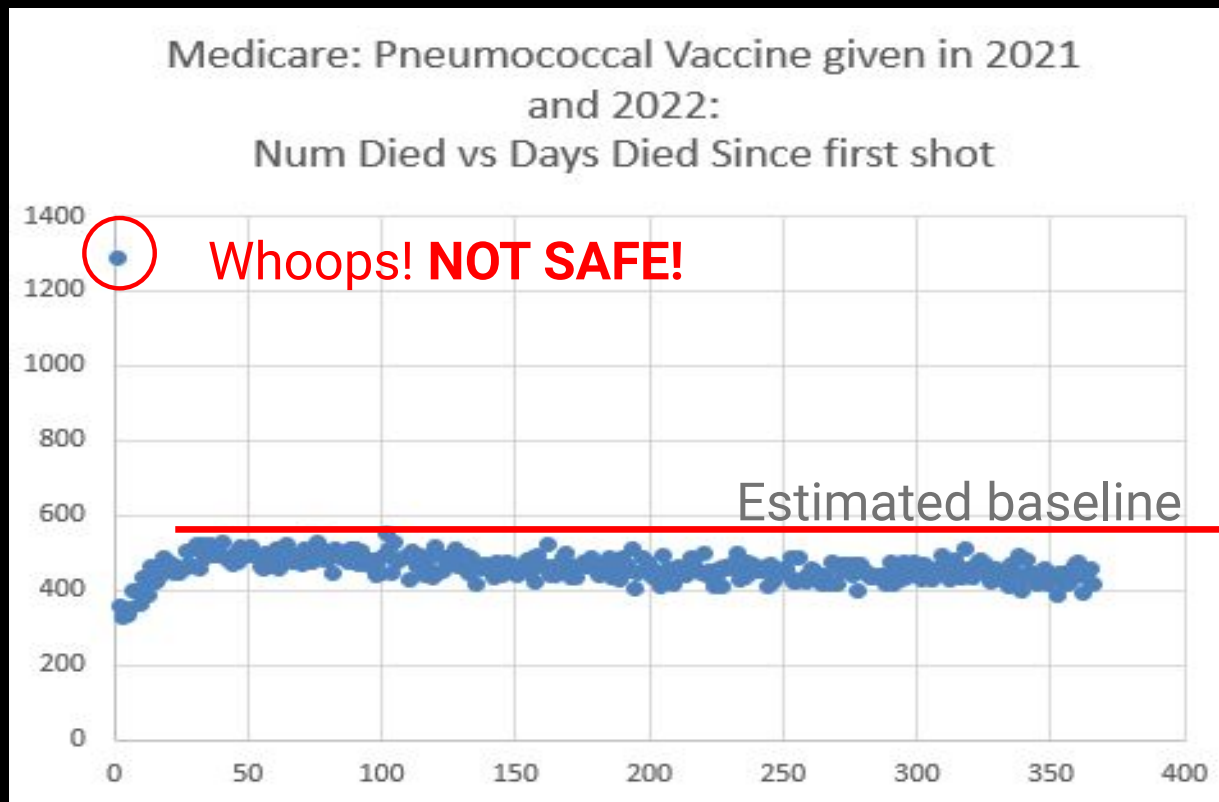
The shots made it **more likely**
that you'd die if you were
elderly...

the very population the shots were
designed to protect.

A safe vaccine should have a flat deaths/day profile (FLU)



A safe vaccine should have a flat deaths/day profile (PCV)

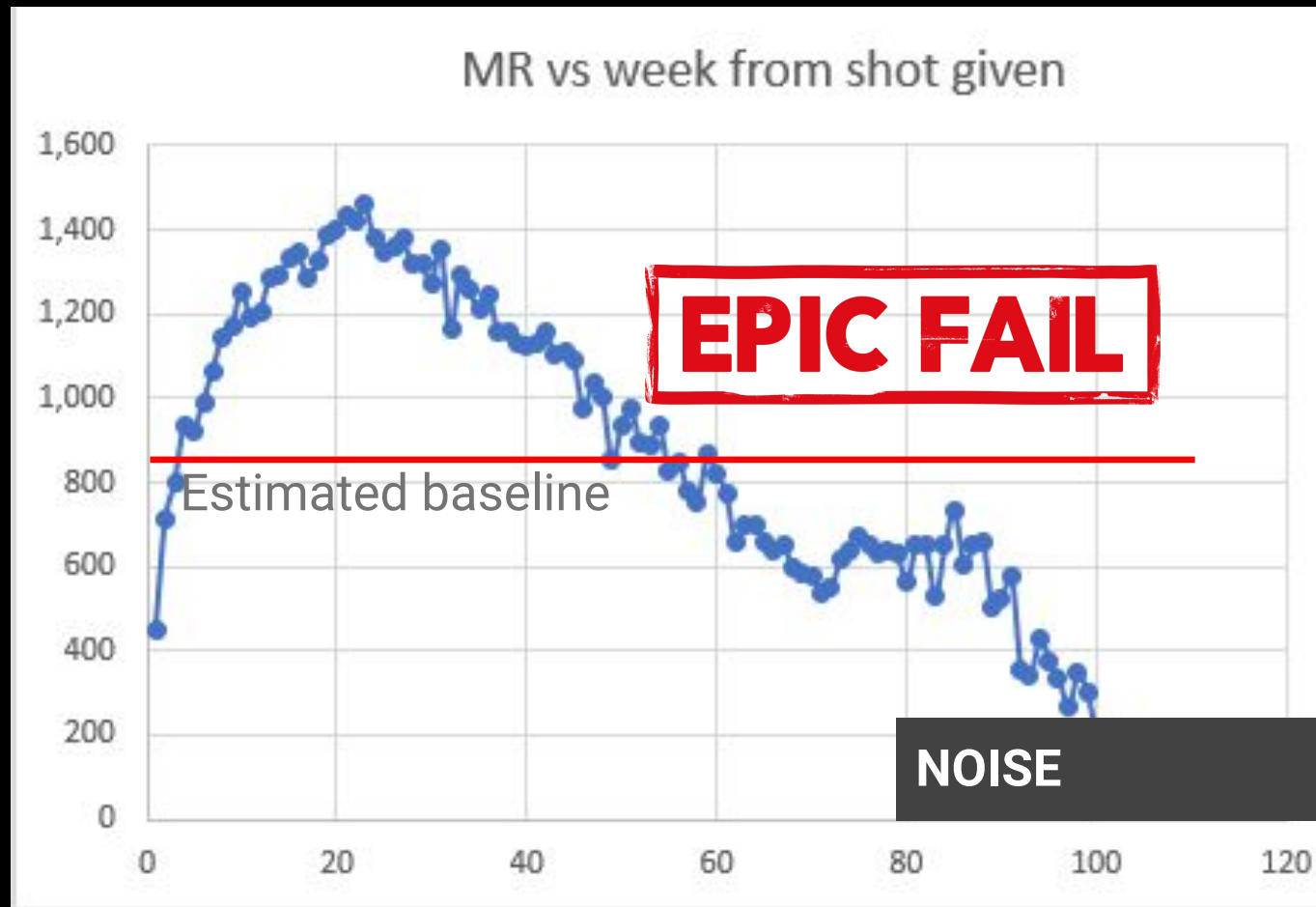


COVID vaccine

All ages, all doses

Death rate

(deaths per 100K person years)

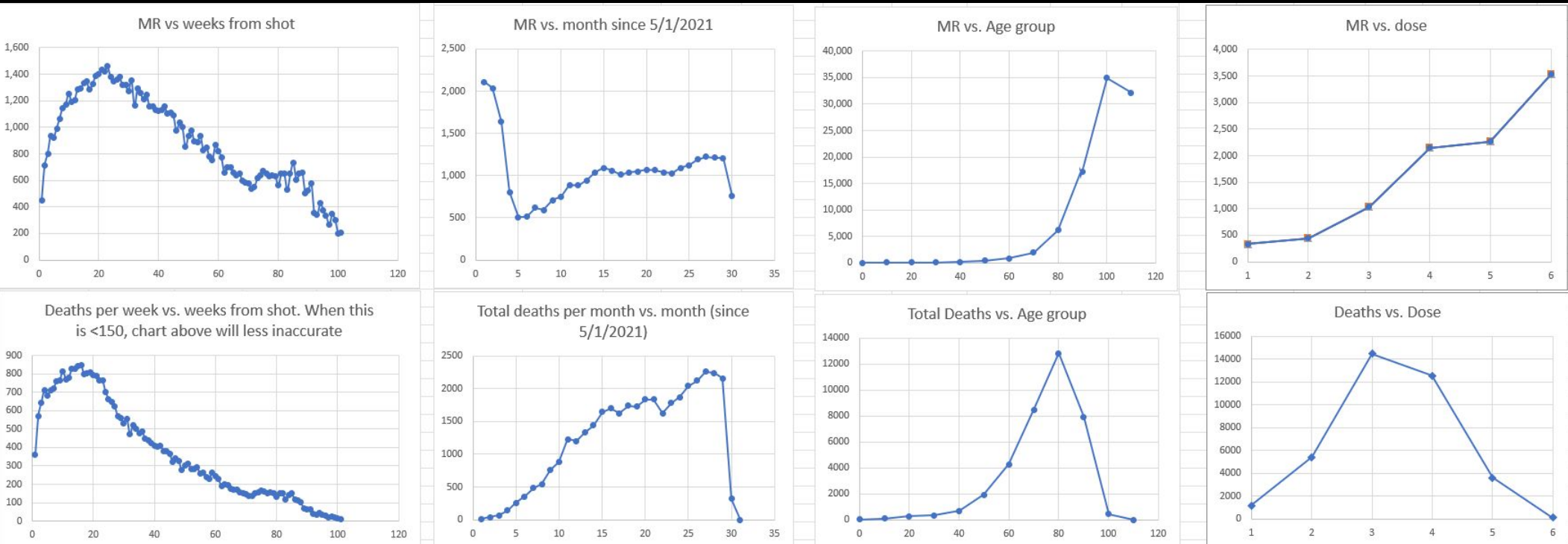


Weeks since day of shot

Could anything be happening in the background to explain this?

NFW

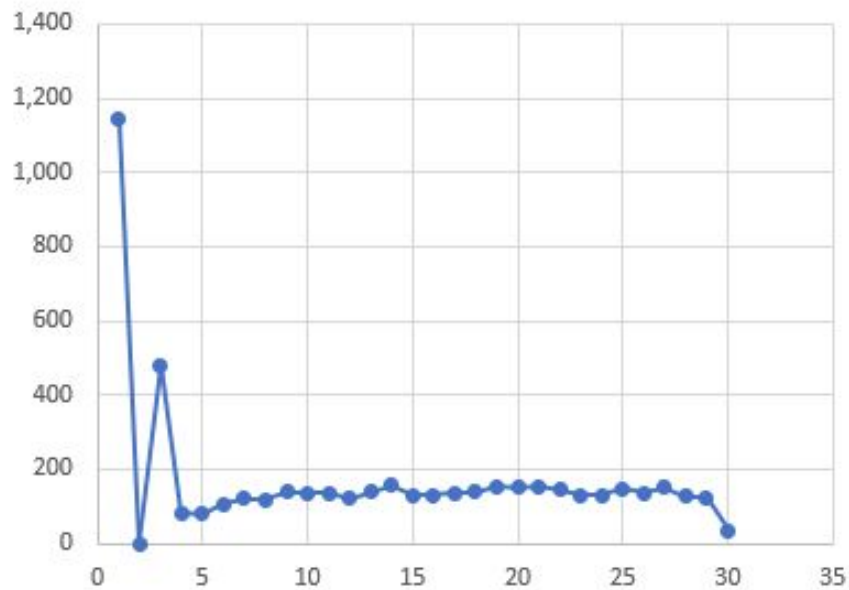
You can vary all 4 independent variables and you see the same thing



week	person days	deaths	MR	Num	month	person days	deaths	MR	Age	person days	deaths	MR	Dose	alive	deaths	MR
0	29,348,295	360	448		1/1/2021	0	0	0	0	26044427	6	8	1	124544187	1149	337
1	29,336,712	571	710		2/1/2021	0	0	0	10	135171397	103	28	2	442004510	5426	448
2	29,313,015	643	801		3/1/2021	0	0	0	20	177789504	247	51	3	509902998	14474	1,036
3	27,812,870	712	934		4/1/2021	54	0	0	30	191534415	333	63	4	213213534	12550	2,148

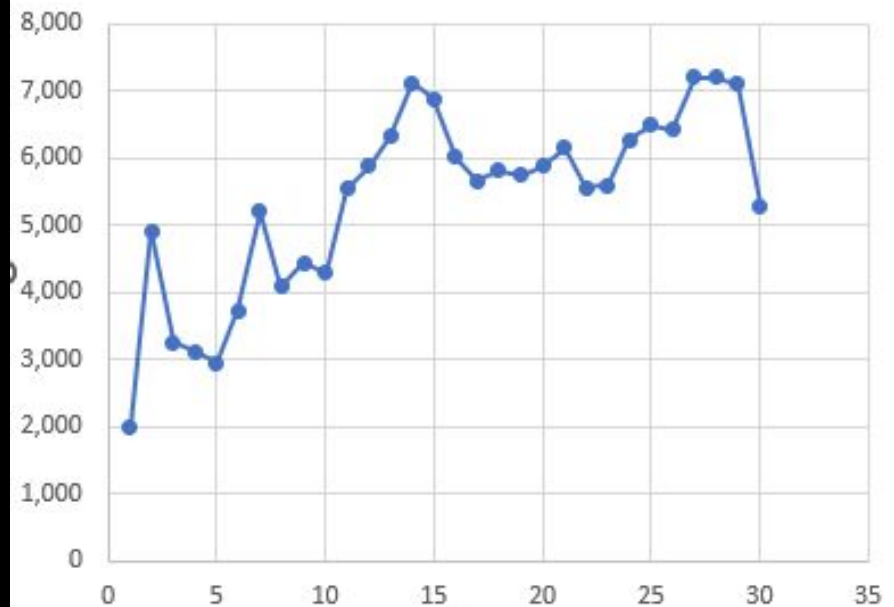
Mortality rate doubles for the elderly, but **flat for the young over the exact same 2.5 yr calendar period**

MR vs. month since 5/1/2021



<60 year olds

MR vs. month since 5/1/2021



80 to 90 year olds

Note: there are artifacts at the start and end of the plots. Those were expected and were explained at the start of the presentation.

The start is due to the fact we only have vaccinated records, so we have to build up over time. The end is running out of time to die.



“The NZ data confirms what we saw in the most recent ONS data.

There is now **no doubt the vaccine is increasing the mortality rate in older people.**”

Norman Fenton

Professor of Risk Information Management
Queen Mary University of London



“I think that you've made **a very strong case** that the Covid genetic vaccines are associated with **appreciably increased mortality rates** for 6-12 months after each dose. This is **particularly compelling** in people over age 65. **I am not aware of actual evidence that the increased post-vaccine mortality that you've shown has a different cause.**”

Harvey Risch, MD, PhD

Professor Emeritus and Senior Research Scientist in Epidemiology (Chronic Diseases); Yale Institute for Global Health

h-index: 110

By how much??

Avg over 5 doses, all ages is **216 excess deaths per 100K person-years.**

There are ~2 doses/person-year.

→ ~1 excess death per 1,000 doses on average.

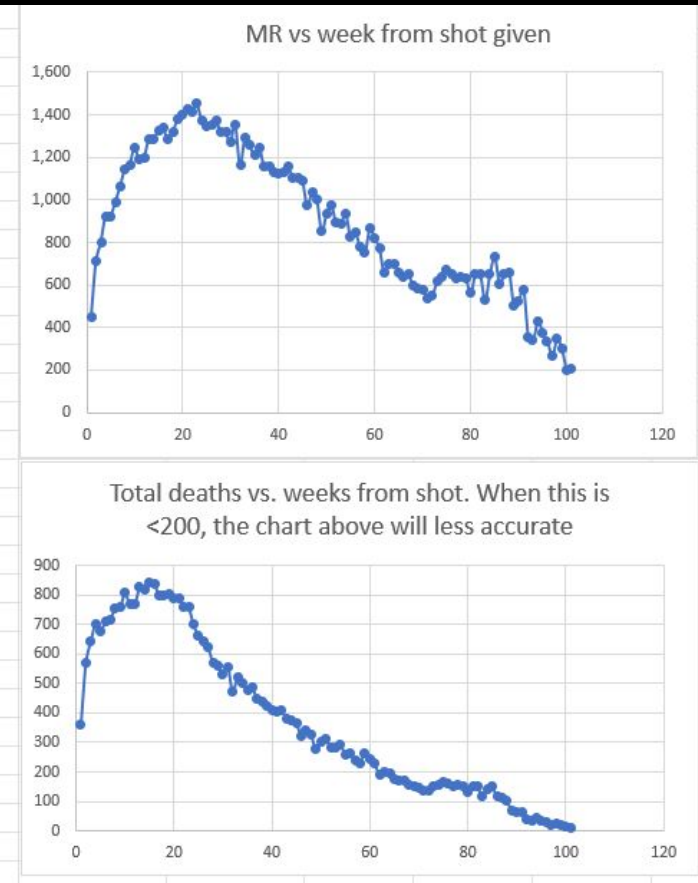
dose start	1
dose end	5
age start	0
age end	130
date start	1/1/2021
date end	12/1/2023
week start	0
week end	200

date = observation date
week = weeks since most recent shot given
MR = mortality rate in deaths per 100K person years

If the number is in red, it means you can modify it to affect what is shown in the tables and the chart below.

deaths in first 12 months after shot:	29299
million man-years in first 6 months after shot:	921
12 mo average mortality rate (per 100K person years)	1,162
baseline death rate estimate	945
Average excess death rate caused by a dose	216

Note: doses are not equally dangerous. This is the average elevation in death rate for a dose.



Killed estimate

**13M people
worldwide**

**675K
Americans**

Conservative estimate



Ethical Skeptic (ES)
estimated 1.39M
excess deaths in the
US from Rasmussen
survey data

← Post



Population Size = 330,000,000
24% = 79,200,000
Dunbar's Limit = 600
Dunbar's 2.5-y engagement = 380
Dunbar in-common overlap = 85% = 323
Dunbar unique-acquaintance remainder = 57

79,200,000 / 57 = 1.39 million persons dead

Robert W Malone, MD @RWMaloneMD · Nov 2

Rasmussen reports polling released today shows that 24% say that they know someone who died from the COVID-19 vaccine.

"Nearly a quarter of Americans believe someone they know died from COVID-19 vaccine side effects, and even more say they might be willing to become plaintiffs in...

[Show more](#)

The screenshot shows the top portion of a Rasmussen Reports article. At the top, there is a navigation bar with a menu icon, a search icon, and social media icons for Facebook and Twitter. The Rasmussen Reports logo is on the right. Below the navigation bar is a tagline: "IF IT'S IN THE NEWS, IT'S IN OUR POLLS. PUBLIC OPINION POLLING". The article is categorized under "POLITICS" and has the headline "Killer Jab? 24% Say Someone They Know Died From COVID-19 Vaccine". The date is "Thursday, November 02, 2023". The article text begins with "Nearly a quarter of Americans believe someone they know died from COVID-19 vaccine side effects, and even more say they might be willing to become plaintiffs in a class-action lawsuit against vaccine makers."

12:25 PM · Nov 2, 2023 · 242.6K Views

**The same thing is happening in other
countries**

Denis Rancourt estimated 17M killed worldwide by the COVID vaccines

We are in the same ballpark.

UK ONS data

ACM significantly higher in the vaccinated for 20 consecutive months.

Nearly double in some months!

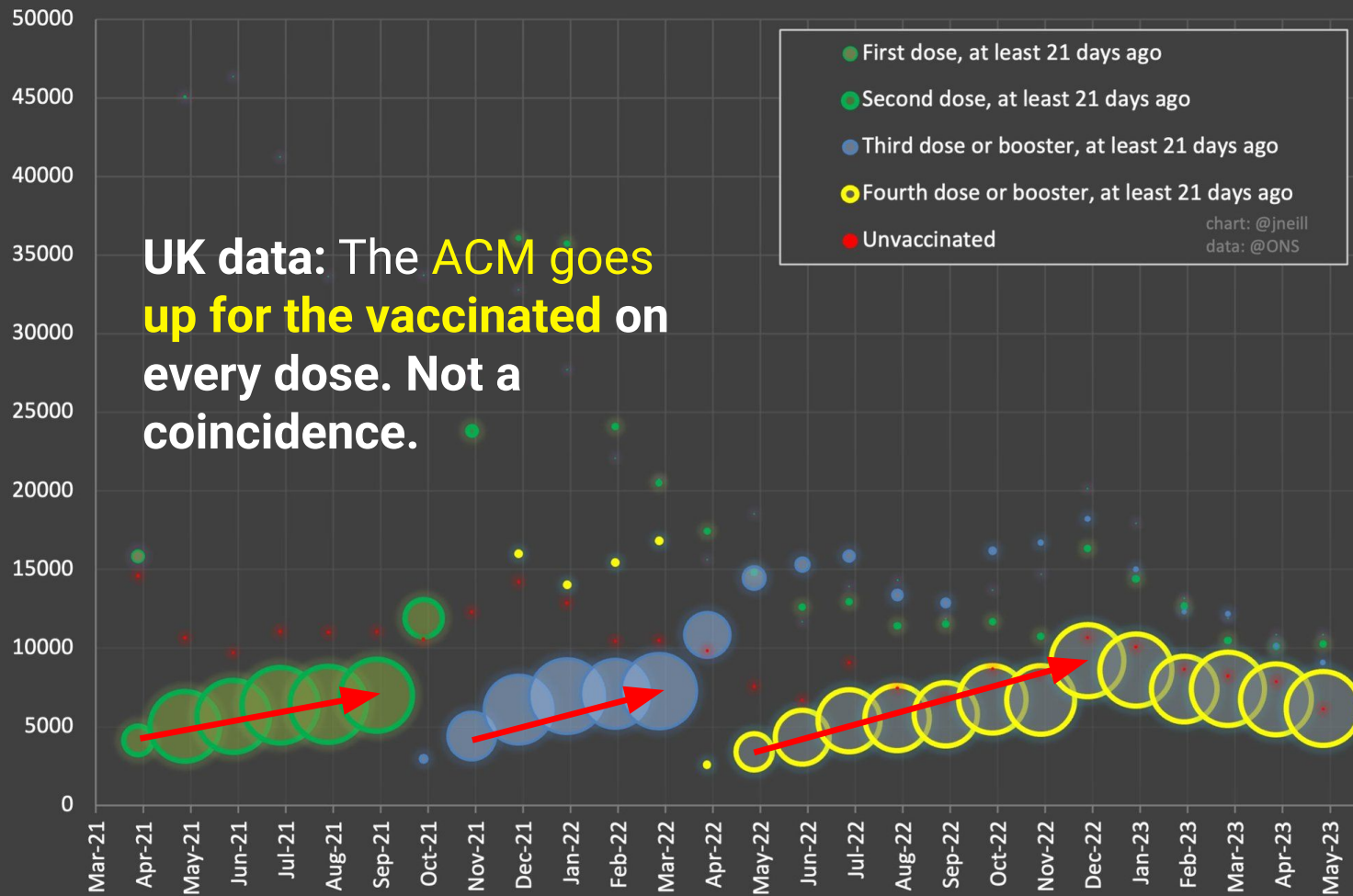
Source: [UK ONS \(Table 2\)](#)

Year	Month	Vaxxed		Unvaxxed		Delta
		Person-years	ASMR 2 doses	Person-years	ASMR Unvax	
2021	April	73,434	4145.4	5,236	13568.8	9423.4
2021	May	165,856	5036.9	5,087	9770.5	4733.6
2021	June	172,013	5659.2	4,723	8818.5	3159.3
2021	July	179,637	6374.4	4,735	10128.4	3754.0
2021	August	180,407	6434.4	4,632	10057.5	3623.1
2021	September	171,143	7015.9	4,419	10076.3	3060.4
2021	October	93,479	11902.9	4,505	9633.8	-2269.1
2021	November	28,792	23821.4	4,296	11249.7	-12571.7
2021	December	11,065	36091.2	4,366	13096.9	-22994.3
2022	January	6,149	35733.6	4,295	11804.6	-23929.0
2022	February	4,786	24097.8	4,295	9418.8	-14679.0
2022	March	4,974	20502.7	4,239	9516.9	-10985.8
2022	April	4,439	17446.8	4,082	8876.8	-8570.0
2022	May	4,172	14802.2	4,205	6732.9	-8069.3
2022	June	3,804	12606.0	4,066	5882.0	-6724.0
2022	July	3,805	12949.2	4,200	8171.6	-4777.6
2022	August	3,754	11412.4	4,194	6633.7	-4778.7
2022	September	3,617	11531.6	4,061	5990.8	-5540.8
2022	October	3,729	11693.8	4,199	7807.5	-3886.3
2022	November	3,606	10761.8	4,060	7506.9	-3254.9
2022	December	3,715	16338.3	4,188	9686.9	-6651.4
2023	January	3,693	14401.2	4,174	9123.5	-5277.7
2023	February	3,332	12663.2	3,770	7710.4	-4952.8
2023	March	3,685	10484.9	4,173	7363.4	-3121.5
2023	April	3,566	10104.6	4,043	7019.0	-3085.6
2023	May	3,686	10256.2	4,184	5377.3	-4878.9

2nd dose at least 21 days ago 80 to 89 All-cause mortality

Age 80-89: Monthly age-standardised mortality rates by vaccination status for all cause deaths, England

Bubble width = relative population person-years



**And look what happened in the
Philippines!**

Philippines
Vax deaths were
5X COVID deaths

4. Did Covid-19 Cause the Excess Deaths?

- In 2020 there were NO excess deaths, despite ~ 11,785 Covid-19 deaths.
- In 2021, provisional PSA data shows 265,493 excess deaths, compared to ~46,410 Covid-19 attributed deaths.
- In 2022, provisional PSA data shows 62,265 excess Deaths (vs. 2020) compared to ~7,056 deaths attributed to Covid-19.
- Covid-19 cannot explain the numbers of excess deaths.

2015 Jan

2023 Mar

2015 Jan

2017 Jan

2019 Jan

2021 Jan

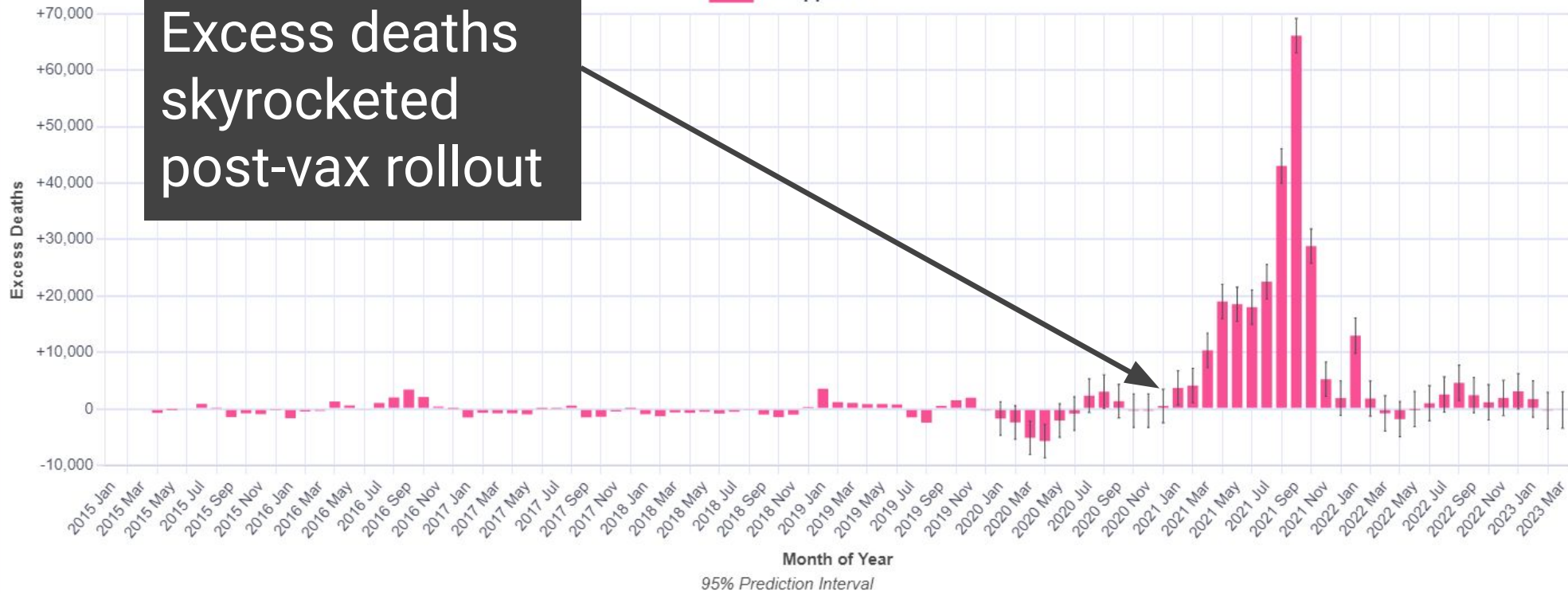
2023 Mar



Philippines
Excess deaths
skyrocketed
post-vax rollout

Excess Deaths

Philippines





Ben ✓
@USMortality

Subscribe ...

It's as clear as it gets:

Ben ✓ @USMortality · 19h
Replying to @_aussie17
♦♦ Nothing to see here...



Crude Excess Mortality



10:52 PM · Nov 24, 2023 · 2,343 Views

6

8

22

1



A direct survey of over 10,000 Americans showed **the vaccine killed > 3.5x COVID.**

Nobody wanted to contact the responders or replicate the results.

Steve Kirsch's newsletter

"Vaccine" killed 3.5X more Americans than COVID virus

The data is clear and consistent. I challenge any qualified scientist to challenge this data in an open public debate.



STEVE KIRSCH
OCT 26, 2023



827



492



78

Share



Executive summary

Sound too hard to believe? Don't take my word for it. Collect your own data (This X survey found a 3.86X ratio)



Steve Kirsch ✓
@stkirsch

Promote

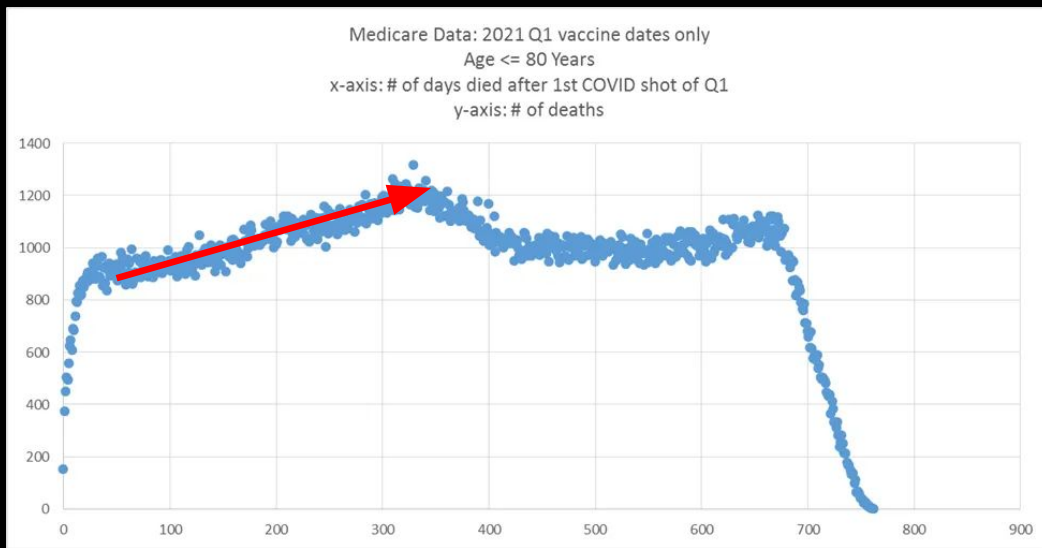


Since March 2020, if you lost a family member(s) to COVID or to the vaccine (or both), please let me know which one:

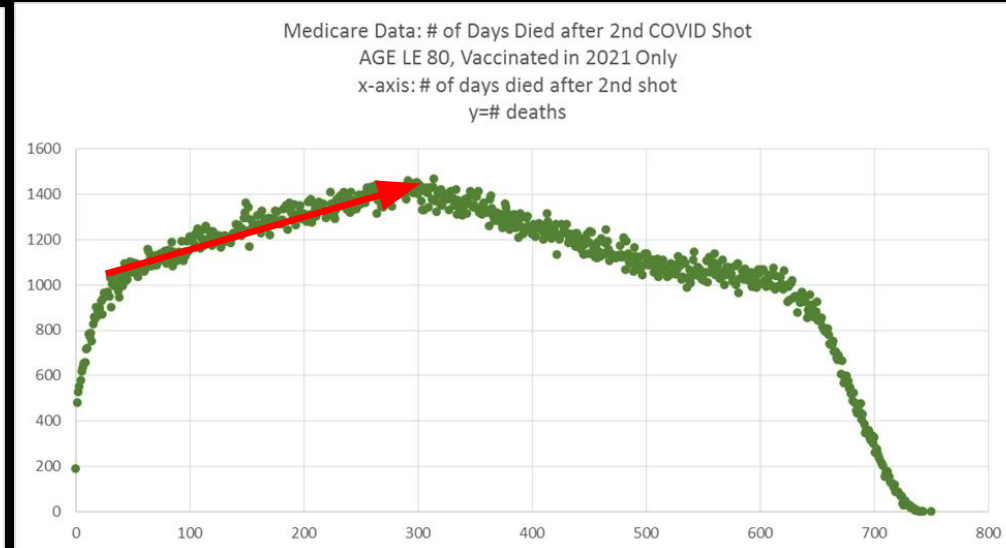


4,076 votes · Final results

United States (Medicare)



Dose 1



Dose 2

Maldives record-level data shows **60%** increase @ 180 days post shot



Israel baseline calculation

☰ Bard Experiment



🔒 See the latest updates to the [Privacy Help Hub](#)

+ New chat


Recent

🗑️ Flu IFR for people ov...

🗑️ Age-Mortality Rate in ...

🗑️ when the elevator of ...

⌵ Show more

👤 how many people die a day in Israel? 

View other drafts  



Based on data from the Israel Central Bureau of Statistics, an average of 28.4 people died per day in Israel in 2022. This represents a slight decrease from the previous year, when an average of 28.7 people died per day.

Israel baseline calculation

28.4 * .83 =
23.5 deaths per day

Due to lower vax rate of elderly (it is the elderly who de)



As of October 4, 2023, 88.9% of the eligible population in Israel has received at least two doses of a COVID-19 vaccine. This means that over 88% of the people over the age of 12 in Israel have been fully vaccinated.

Here is a breakdown of the vaccination rates in Israel by age group:

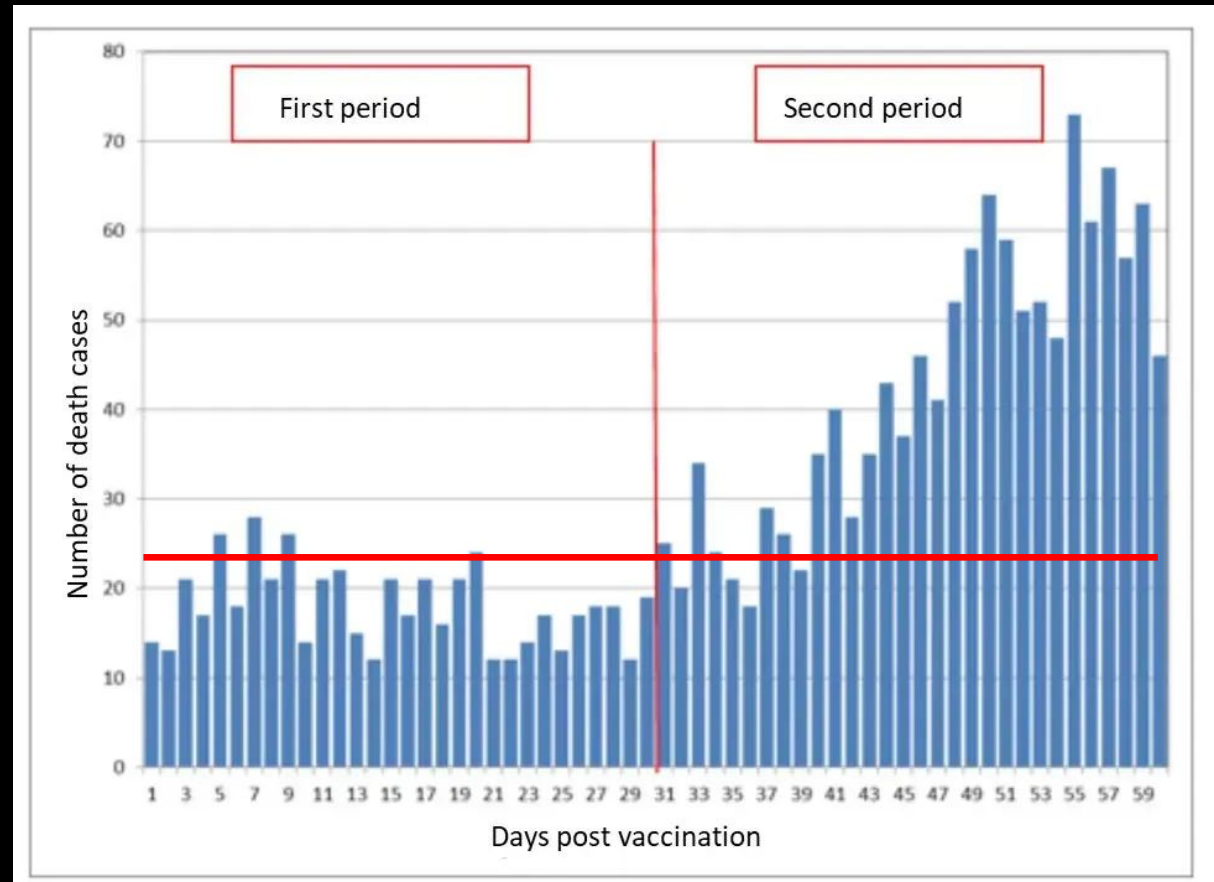
- Ages 12-15: 96.0%
- Ages 16-17: 94.3%
- Ages 18-29: 90.2%
- Ages 30-49: 88.1%
- Ages 50-64: 89.9%
- Ages 65+: 83.7%

The high vaccination rates in Israel have helped to significantly reduce the number of COVID-19 cases, hospitalizations, and deaths. However, the country is still seeing a small number of new cases, and officials are urging people to get booster shots to further protect themselves and the community.

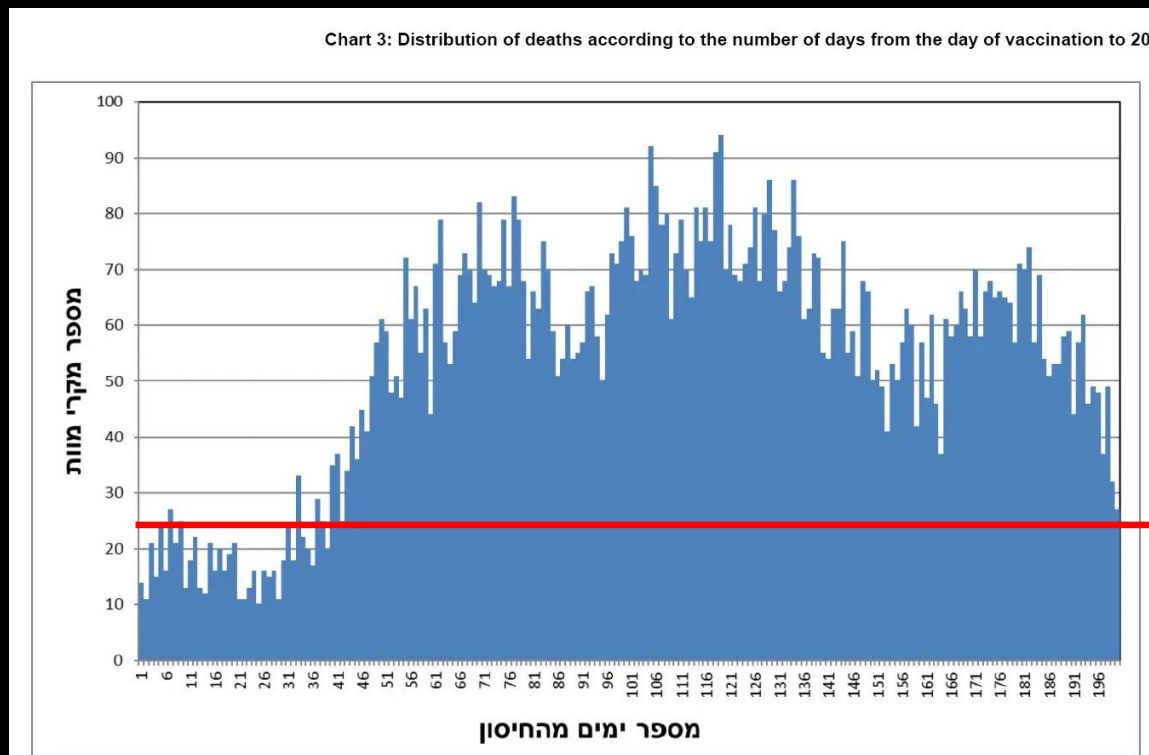
Israeli MoH

2.5x

increase in death counts from baseline of 23.5 to 60



Israel: In first 7 months after dose 2, **deaths peak 3.8x from baseline. NOBODY NOTICES.**



That chart has been in public view since [Mar 7, 2023](#).

Nobody cares how many people the vaccine kills or injures.

The medical community does whatever they are told.

They are incapable of independent thought.

They do not want to lose
their job.

Or their board
certifications.

So most remain silent
while the killing happens



Dr. Peter McCullough, **one of the top cardiologists in the world**, just had his board certification revoked for saying that the COVID vaccines were killing people.





American Board
of Internal Medicine®

510 Walnut Street | Suite 1700 | Philadelphia, PA | 19106-3699 | 800.441.2246 | www.abim.org | request@abim.org

Richard J. Baron, MD
*President
Chief Executive Officer*

ABIM BOARD OF DIRECTORS

Yol Ejnes, MD
Chair

Rajeev Jain, MD
Chair-Elect

Robert O. Russell, MD
Secretary

C. Seth Landefeld, MD
Treasurer

Vincent Arora, MD

M. Subban Bhat, MD

Roger W. Bosh, MD

Carladene A. Edwards, PhD

Alicia Fernandez, MD

Marianne M. Green, MD

Erica N. Johnson, MD

Megan M. Koepke, MHA

Robert D. Siegel, MD

October 18, 2022

ABIM ID: 136084

Peter McCullough, M.D.
5231 Richard Avenue
Dallas, TX 75206

Personal and Confidential
Sent by Certified Mail

Re: Notice of Recommended Disciplinary Sanction

Dear Dr. McCullough:

The American Board of Internal Medicine (ABIM) provided you notice by letter dated May 26, 2022 (the "Notice") that ABIM's Credentials and Certification Committee (CCC) would consider whether to recommend a disciplinary sanction against you in light of public statements you made about the purported dangers of, or la

The CCC met to consider this matter McDonald, M.D., M.P.H., Senior V; the CCC; Richard Battaglia, M.D., F President, Medical Education Resea Director, Academic Affairs; Ruth H. Ph.D., Research Associate; and Lau Paul Lantieri III and Emilia McKee



American Board
of Internal Medicine®

510 Walnut Street | Suite 1700 | Philadelphia, PA | 19106-3699 | 800.441.2246 | www.abim.org | request@abim.org

Richard J. Baron, MD
*President
Chief Executive Officer*

ABIM BOARD OF DIRECTORS

Yol Ejnes, MD
Chair

Rajeev Jain, MD
Chair-Elect

Robert O. Russell, MD
Secretary

C. Seth Landefeld, MD

Nothing in your declaration submitted in response to the Notice, or in the materials submitted to ABIM on your behalf, compels a different conclusion.

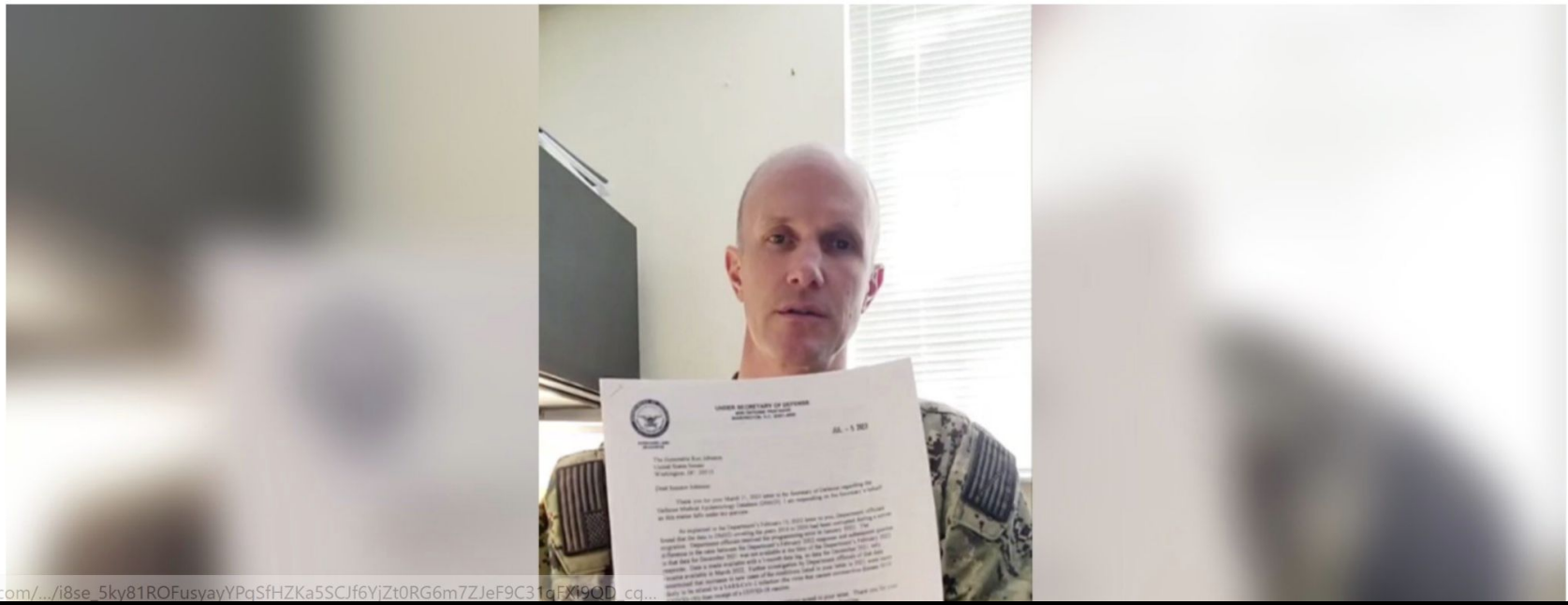
For these reasons, the CCC found that you have provided false or inaccurate medical information to the public. By casting doubt on the efficacy of COVID-19 vaccines with such seemingly authoritative statements, made in various official forums and widely reported in various media, your statements pose serious concerns for patient safety. Moreover, they are inimical to the ethics and professionalism standards for board certification.

In light of all the evidence and circumstances, the CCC determined to recommend that your board certifications be revoked.

U.S. Navy Medical Officer Exposes Defense Department Data Showing Alarming Increase in Heart-Related Issues Among Pilots Following COVID-19 Vaccination: Myocarditis Up by 151%, Heart Failure by 973% (VIDEO)

By Jim Hoft Nov. 28, 2023 1:40 pm 1269 Comments

- Truth
- Tweet
- Share
- Gettr
- Gab
- Telegram
- Message
- SMS
- Email
- Print



com/.../i8se_5ky81ROFusyayYPqSfHZKa5SCJf6YjZt0RG6m7ZJef9C31qFX19OD_cq...

USA

Actual

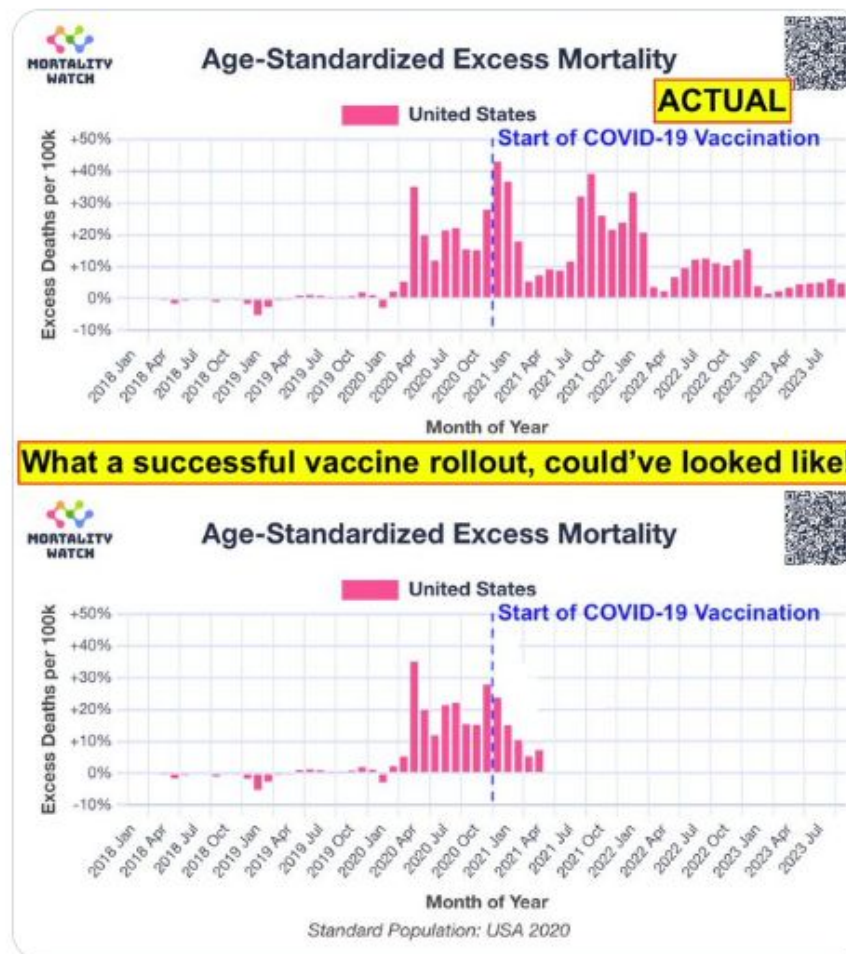
Vs.

Promised



Ben @USMortality · 5h

What an actual successful vaccine rollout could have looked like! (bottom)
But instead they lied, and made it much worse!



4 17 43 2.4K

The debate is over

Vote now

You can change your
vote at any time
during the
presentation.

Limited to
pre-registered
attendees



pollev.com/stevekirsch655

**The opposition doesn't want to talk
about it**

**Even \$10M is insufficient to get
them to show up**

Steve Kirsch's newsletter

[Home](#)

[Notes](#)

[Chat](#)

[Reference](#)

[Favorites](#)

[Premium](#)

[News](#)

[Take action](#)

[Archive](#)

[Leaderboard](#)

[About](#)

If I lose, I will donate \$1M to **MIT**.

If he loses, he will donate \$1M to VSRF.



I just offered MIT Institute Professor Robert Langer \$10M to debate me about COVID...

I think the mRNA shots are deadly. The evidence is in plain sight. I'm so confident that the data supports this that I'm willing to donate \$10M to MIT...

NOV 10 • STEVE KIRSCH

Langer could have
named
a team of people
to appear in his
place



**He didn't even give me the courtesy of
a response.**

Moderna...
same offer



Steve Kirsch  @stkirsch · Nov 12

I just offered Moderna up to \$10M to **challenge me on vaccine safety**.
The venue, the Kirsch Auditorium at MIT, is almost literally across the street from Moderna HQ. Nov 30 at 6pm. They can bring up to 12 people. I'll be there alone.



 607

 5.8K

 20K

 584K



**\$100K
reward**

and still nobody wanted
to challenge me live

Steve Kirsch  @stkirsch · 2h Promote ...

Now offering **\$100,000** to any **qualified scientist** to debate me at MIT on Nov 30 at 6pm in the Kirsch Auditorium. **If you think the COVID vaccines are safe, this is your opportunity.** People like [@MartinKulldorff](#) should be jumping on this. Details here:



Will anyone qualified challenge me in a public debate on what the record level data shows?
kirschsubstack.com

63 351 893 32K

**None of the
anti-anti-vaxxers
wanted to challenge
me either**



Steve Kirsch ✓

@stkirsch



I'm officially opening this up to **any of the PROMINENT anti-anti-vaxxers to apply**. You know who you are. The list includes Professor Jeffrey Morris (@jasm2334), Susan Oliver @DrSusanOliver1 and her dog Cindy, David Gorski aka Orac (@gorskon), Michael Simpson (@skepticalraptor), Dorit Reiss (@Doritmi), DebunkTheFunk (@Debunk_the_Funk), and even "The real truther" (@thereal_truther) and the mutton guy (@SwaledaleMutton). You have to appear in person. If you lose, no payment will be made. If you break any of the rules (like no interrupting the other person, not exceeding your allocated time, or throwing ad hominem attacks), you get disqualified. This is a respectful debate.

10:59 AM · Nov 25, 2023 · 2,588 Views

Pierre Kory



just retweeted

:)

It's so expensive to find someone to debate you now nowadays, isn't it?

Pierre Kory



agreed



iMessage



If the CDC was honest...

COVID-19 vaccines can kill you

COVID-19 vaccines increase risk for infection, serious illness, and death

We made a mistake. We shouldn't have recommended that people get the shots. Sorry about that.

All vaccines are unsafe. Andrew Wakefield was right.



Data from December 2020 to July 2021

bit.ly/MMWR7043e2



10/22/2021

MMWR

LET'S DIVE INTO THE DATA

(that nobody wants to see)

**It's from a whistleblower deep
inside the New Zealand
Ministry of Health.**

4M records

~ 33% of all vaccine records in NZ

Vaccinated people only

Dead and alive

**I've personally authenticated
the data and the leaker.**

And even the most vocal supporters of the vaccine concede that the New Zealand data is HIGHLY accurate.



The Real Truther  @thereal_truther · Nov 7

Replying to [@AntiHateNetwrk](#) and [@Answers4Sean](#)

NZ tracked data VERY accurately.

New Zealand records biggest increase in registered deaths in 100 years



By: [Julia Gabel](#) and [Chris Knox](#)

19 Feb, 2023 07:46 PM 3 mins to read

Save | Share



NOW PLAYING - Rebuild from Gabrielle underway, Hawke's Bay gang crime & Turkey moves from rescue to recovery | Focus Morning Bulletin: 20 February, 2023



Follow Me a Conversation

Alarming Acceleration in New Zealand Excess Deaths, Latest Official Figures Up 70% on Last Year

ADVERSE EFFECTS



By [Guy Hatchard](#)

November 13, 2023

2520

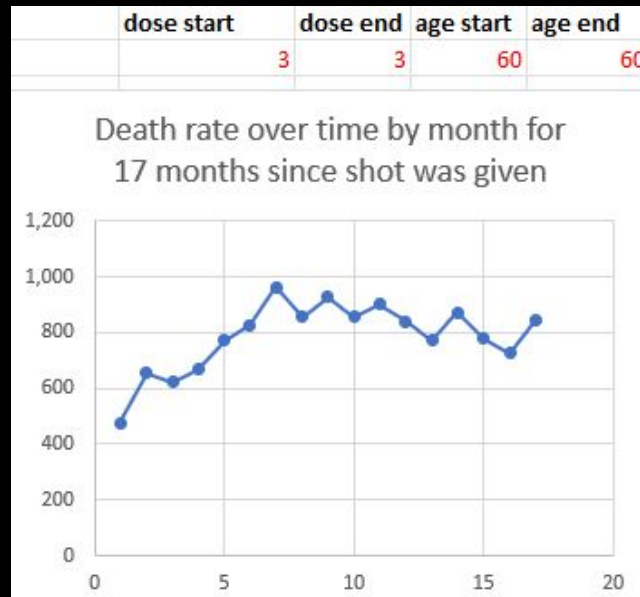
0



60 year olds: FAIL



Dose 2



Dose 3



Dose 4

See the baseline on each dose? The healthiest people are opting for next dose (others have learned). The remainder are less healthy, but their body slowly recovers so their mortality rate falls back down.

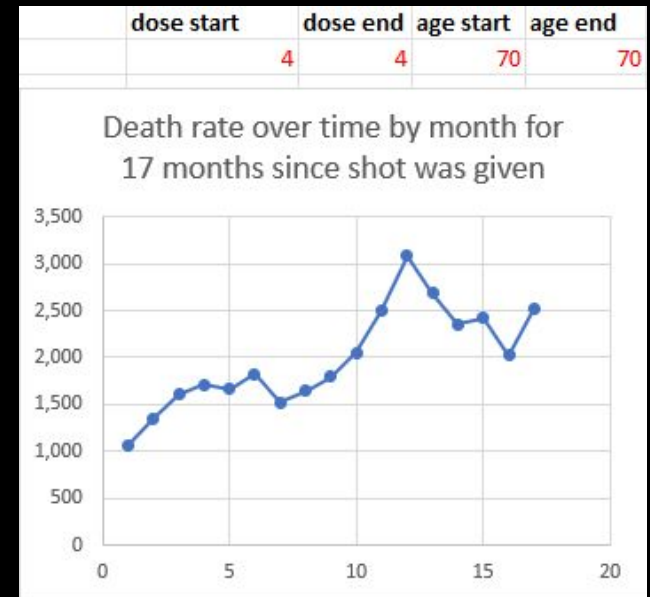
70 year olds: FAIL



Dose 2



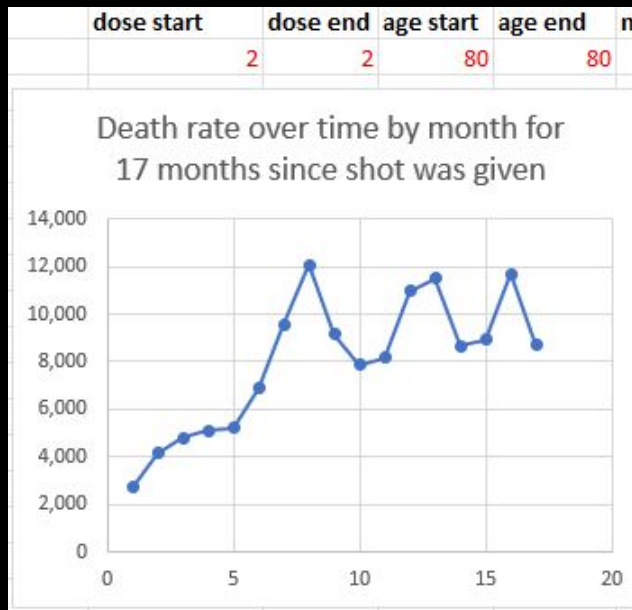
Dose 3



Dose 4

See the baseline on each dose? The healthiest people are opting for next dose (others have learned). The remainder are less healthy, but their body slowly recovers so their mortality rate falls back down.

80 year olds: FAIL



Dose 2



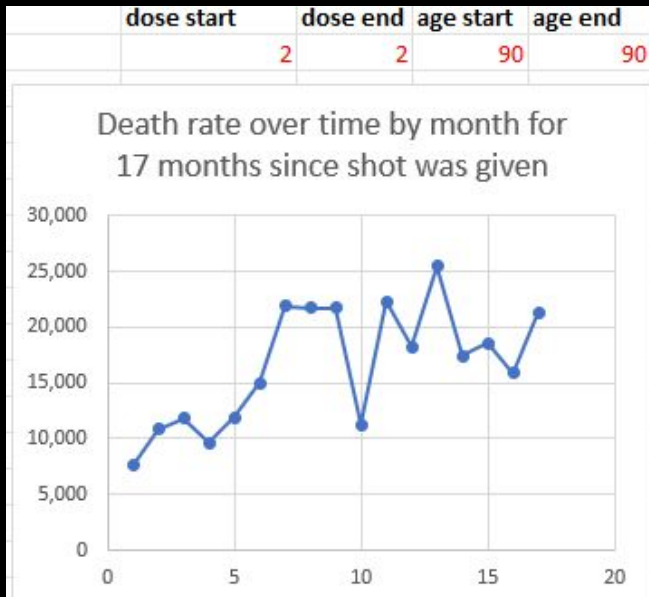
Dose 3



Dose 4

See the baseline on each dose? The healthiest people are opting for next dose (others have learned). The remainder are less healthy, but their body slowly recovers so their mortality rate falls back down.

90 year olds: FAIL



Dose 2



Dose 3



Dose 4

See the baseline on each dose? The healthiest people are opting for next dose (others have learned). The remainder are less healthy, but their body slowly recovers so their mortality rate falls back down.

All ages: FAIL



Dose 2



Dose 3



Dose 4

See the baseline on each dose? The healthiest people are opting for next dose (others have learned). The remainder are less healthy, but their body slowly recovers so their mortality rate falls back down.

The curves **should be flat.**

Did those curves look flat to you?

Sanity check...

The upper plot is the MR (Mortality Rate in deaths per 100K person years) vs. calendar time (in months for <60 yr olds. It's a flat line!!!

This indicates 4 things:

1. No “mass extinction” event happened in the background
2. The vaccine isn't killing younger people as significantly as older people
3. Our data is good
4. Our analysis tools are good (no bugs)



Was it caused by the vaccine?

No other viable alternative.

Meets all 5 Bradford Hill criteria for causality.

What else could induce such a huge change in mortality in only the vaccinated population and is correlated with the time of the shot?

Bradford Hill criteria for vaccines

Consistency. The association of a purported adverse event with the administration of a vaccine should be consistent, i.e. the findings should be replicable in different localities, by different investigators not unduly influencing one another, and by different methods of investigation, all leading to the same conclusion(s).

Strength of the association. The association should be strong in the magnitude of the association (in an epidemiological sense), and in the dose-response relationship of the vaccine with the adverse effect.

Specificity. The association should be distinctive, the adverse event should be linked uniquely or specifically with the vaccine concerned, rather than its occurring frequently, spontaneously or commonly in association with other external stimuli or conditions.

Temporal relation. There should be a clear temporal relationship between the vaccine and the adverse event, in that receipt of the vaccine should precede the earliest manifestation of the event or a clear exacerbation of an ongoing condition. For example, an anaphylactic reaction seconds or minutes following immunization would be strongly suggestive of causality; such a reaction several weeks after vaccination would be less plausible evidence of a causal relation.

- **Biological plausibility.** The association should be coherent; that is, plausible and explicable biologically according to known facts in the natural history and biology of the disease.

Big picture

Massive increase in all-cause mortality

Who is Robert Malone

Not 14M Lives Saved, But Over 17M Dead from the mRNA COVID vax

Lancet Infectious Diseases must retract this fundamentally wrong "peer reviewed" manuscript. But what happens when a Nobel Prize is granted based on bad data?



ROBERT W MALONE MD, MS
NOV 23, 2023



142



20



13

Share



THE LANCET Infectious Diseases

[This journal](#) [Journals](#) [Publish](#) [Clinical](#) [Global health](#) [Multimedi](#)

ARTICLES | [VOLUME 22, ISSUE 9, P1293-1302, SEPTEMBER 2022](#)

[Download Full Issue](#)

Global impact of the first year of COVID-19 vaccination: a mathematical modelling study

[Oliver J Watson, PhD](#) [✉](#) [Gregory Barnsley, MSc](#) [†](#) [Jaspreet Toor, PhD](#) [Alexandra B Hogan, PhD](#) [Peter Winskill, PhD](#) [Prof Azra C Ghani, PhD](#) [Show footnotes](#)

[Open Access](#) • Published: June 23, 2022 • DOI: [https://doi.org/10.1016/S1473-3099\(22\)00320-6](https://doi.org/10.1016/S1473-3099(22)00320-6)

🔄 You reposted



Jerry Smalling ✓

@Smalling5Jerry



These researchers, in their own words:

‘...have found no evidence in [their] extensive research on ACM [All-deaths Cause Mortality] that Covid vaccines had any beneficial effect. If vaccines prevented transmission, infection or serious illness, then there should have been decreases in mortality following vaccine rollouts, not increases which were observed in every elderly group subject to rapid booster rollouts. And, mortality would not have increased solely when vaccines were rolled out, where no excess mortality occurred prior to vaccine rollouts, as we have documented in 9 countries across 3 continents.’

spectator.com.au/2023/11/excess...

9:20 AM · Nov 23, 2023 · 3,856 Views



4



15



39

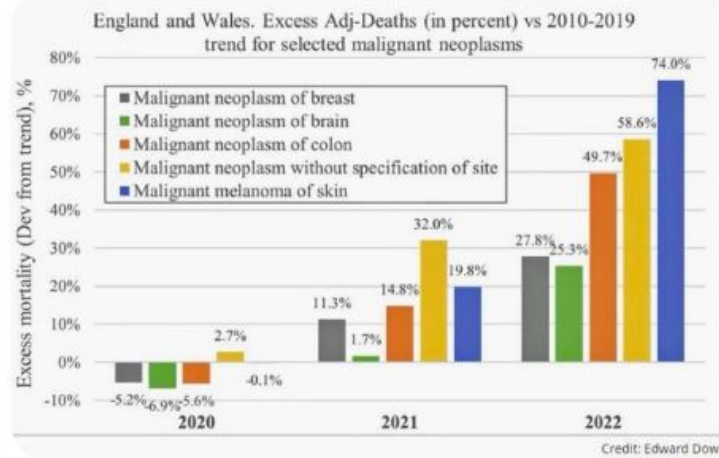


7





Dr. Syed Haider ✓ @DrSyedHaider · 18h
Oncologists, what do you say?



By the way, did you see this new report from Dowd? I've been working in the cancer field for 30 years and never seen anything like this. "Seismic" would be an understatement.

292

2.4K

5K

525K



Chris "Context Matters" Martenson, PhD ✓
@chrismartenson



5:32 AM · Nov 23, 2023 · 1,894 Views

Normal is now **totally upside down**



“I was talking with embalmer Richard Hirschman from the "Died Suddenly" movie last week on the phone. Richard said that he has embalmed 63 bodies over the last 2 to 3 months, and he has seen the "white fibrous clots" in 32 of them (i.e., just over 50%). And of the 50% of bodies that do not have the white fibrous clots, Richard is seeing traditional "currant jelly" clots and the newer "coffee grounds" (i.e., micro-clotting) in the vast majority of those bodies. In fact, Richard said that of the last 63 bodies that he has embalmed, only 6 (i.e., **less than 10%**) of those bodies had no clotting of **any kind** (i.e., normal looking blood). Pre-Covid, Richard used to see the traditional "currant jelly" clots and "chicken fat" clots in **only about 15% of his corpses** (i.e., 85% of his corpses had normal looking blood).”

- Thomas Haviland, USAF
Major, Retired

CDC and FDA will say there is “no evidence” of harm

They **refuse to investigate** or view any adverse event data submitted from outside their organizations.

4 facts

**you need to know about the
COVID vaccines**

COVID vaccines: all risk, no benefit

Risk/benefit	Impact
Risk of infection	
Risk of hospitalization from COVID	
Risk of death from COVID	
Risk of death (ACM)	

Red = Bad

Green=Good

Yellow = Neutral

Who should be getting these shots?

NOBODY

How come we aren't being told that?

Systemic defect

CDC

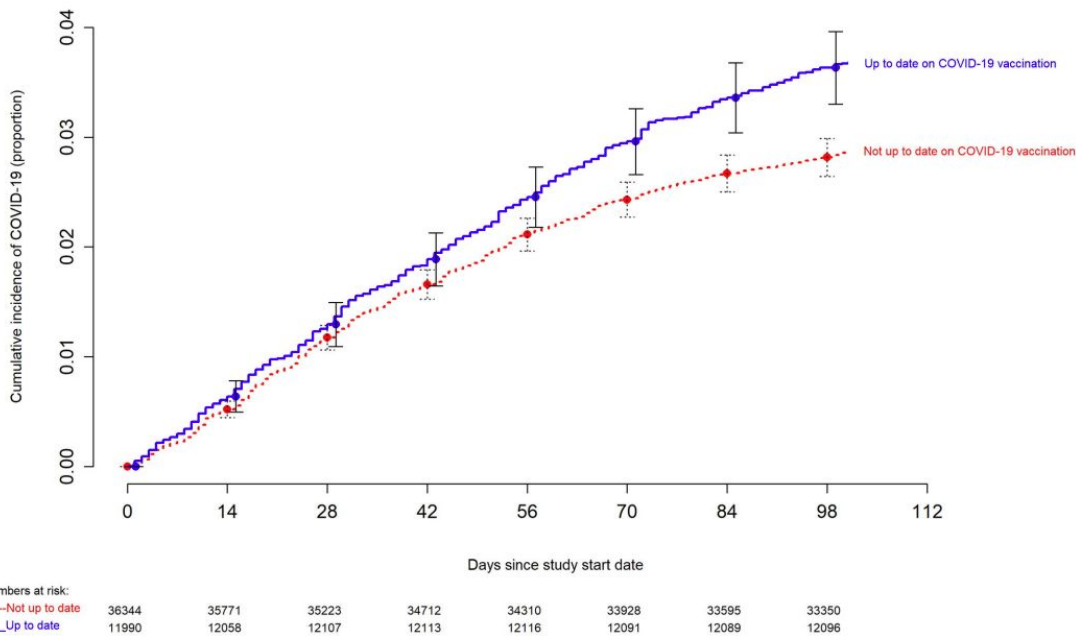
Don't have the record-level data → “the vaccine is safe.”

The States

Have the data, but trust the CDC so they **NEVER look** at the data they have.

Nobody has analyzed the data to find a safety signal

Infection



Follow this preprint

Risk of Coronavirus Disease 2019 (COVID-19) among Those Up-to-Date and Not Up-to-Date on COVID-19 Vaccination by US CDC Criteria

Nabin K. Shrestha, Patrick C. Burke, Amy S. Nowacki, Steven M. Gordon

doi: <https://doi.org/10.1101/2023.06.09.23290893>

This article is a preprint and has not been peer-reviewed [what does this mean?]. It reports new medical research that has yet to be evaluated and so should not be used to guide clinical practice.

1 0 0 0 5 0 8906

Abstract Full Text Info/History Metrics

Preview PDF

DISCUSSION

This study found that not being “up-to-date” on COVID-19 vaccination, using the current CDC definition, was associated with a lower risk of COVID-19 than being “up-to-date”, while the XBB lineages were the dominant circulating strains of SARS-CoV-2.

Hospitalization

JAMA paper

JAMA Network

JAMA

Search All Enter Search Term

This Issue Views **117,559** | Citations **11** | Altmetric **2806**

 Download PDF   More  Cite This  Permissions

Research Letter

April 6, 2023

Risk of Death in Patients Hospitalized for COVID-19 vs Seasonal Influenza in Fall-Winter 2022-2023

Yan Xie, PhD¹; Taeyoung Choi, MPH¹; Ziyad Al-Aly, MD¹

» Author Affiliations | Article Information

JAMA. 2023;329(19):1697-1699. doi:10.1001/jama.2023.5348

Table. Baseline Characteristics in Seasonal Influenza and COVID-19 Group Before and After Propensity Score Weighting

Table. Baseline Characteristics in Seasonal Influenza and COVID-19 Group Before and After Propensity Score Weighting

	Before propensity score weighting		SMD ^b	After propensity score weighting ^a		
	Seasonal influenza (n = 2403)	COVID-19 (n = 8996)		Seasonal influenza (n = 2403)	COVID-19 (n = 8996)	SMD ^b
Age						
Mean (SD), y	70.52 (11.68)	73.42 (12.25)	0.24	73.81 (12.22)	73.42 (12.25)	0.03
≤65 y, No. (%)	665 (27.67)	1787 (19.86)	0.18	481 (20.03)	1787 (19.86)	0.004
>65 y, No. (%)	1738 (72.33)	7209 (80.14)	0.18	1922 (79.98)	7209 (80.14)	0.004
Race, No. (%)^c						
Black	607 (25.26)	2066 (22.97)	0.05	562 (23.40)	2066 (22.97)	0.01
White	1694 (70.50)	6421 (71.38)	0.02	1713 (71.29)	6421 (71.38)	0.003
Other	102 (4.24)	509 (5.66)	0.07	128 (5.34)	509 (5.66)	0.01
Sex, No. (%)						
Male	2245 (93.42)	8580 (95.38)	0.09	2295 (95.51)	8580 (95.38)	0.007
Female	158 (6.58)	416 (4.62)	0.09	108 (4.49)	416 (4.62)	0.007
COVID-19 vaccination status, No. (%)						
Not vaccinated	454 (18.89)	1865 (20.73)	0.05	429 (17.84)	1865 (20.73)	0.07
1 dose	114 (4.74)	384 (4.27)	0.02	112 (4.68)	384 (4.27)	0.02
2 doses	517 (21.51)	1841 (20.46)	0.03	530 (22.06)	1841 (20.47)	0.04
Boosted	1318 (54.85)	4906 (54.54)	0.01	1332 (55.43)	4906 (54.54)	0.02
Influenza vaccine, No. (%)	1487 (61.88)	5743 (63.84)	0.04	1524 (63.43)	5743 (63.84)	0.008

SAME STATS!!! There is supposed to be a difference. **So neither vaccine provides ANY protection!**

If the flu and COVID vaccines protected against hospitalization, this is what you *should* see

Vaccine status	Hospitalized for Flu	Hospitalized for COVID
COVID booster	50%	5%
Flu	5%	50%

So that paper **inadvertently showed** that:

1. Flu vaccine doesn't protect against infection or hospitalization
2. Ditto for COVID vaccine

In practice, protection against death is $<$ the net protection from hospitalization.

In other words, neither vaccine works at all.

NO BENEFIT WHATSOEVER.

This is VA fully reported data. Nobody can explain this, including the author.

I asked the author of the paper why he didn't write a paper pointing out that he just proved that the COVID and flu vaccines don't work.

He said he didn't have time.

(You can't make this stuff up. You really can't.)

Death



Death from COVID

US Nursing home data

Shots made you *more* likely to die from COVID

US nursing home data shows clearly that the COVID vaccines made the elderly MORE likely to die from COVID. Whoops!

CMS publishes record-level nursing home data by week. When you analyze this data different ways, the conclusion is always the same: the vaccines were a disaster, increasing the death rate from COVID.



STEVE KIRSCH
AUG 20, 2023

510 310 42

Share

Data.CMS.gov

Centers for Medicare & Medicaid Services

Explore Data

View Tools

Browse by Category

About Us

Related Sites

CMS Beneficiary Characteristics / COVID-19

COVID-19 Nursing Home Data

Information on COVID-19 reported by nursing homes to the CDC's National Healthcare Safety Network (NHSN) COVID-19 Long Term Care Facility Module.

Data update frequency
Weekly

Latest data available
August 6, 2023

Data source
Centers for Disease Control and Prevention

View Data

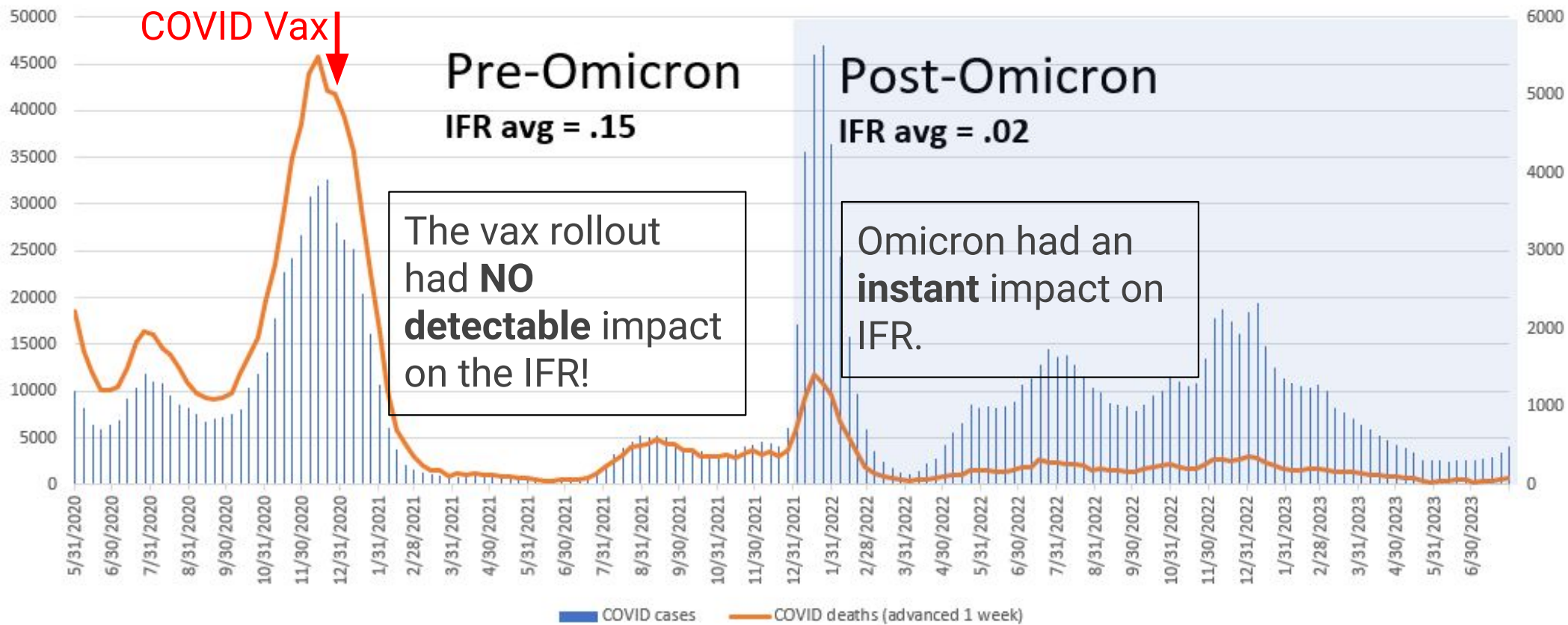
Visualize Data

Access API



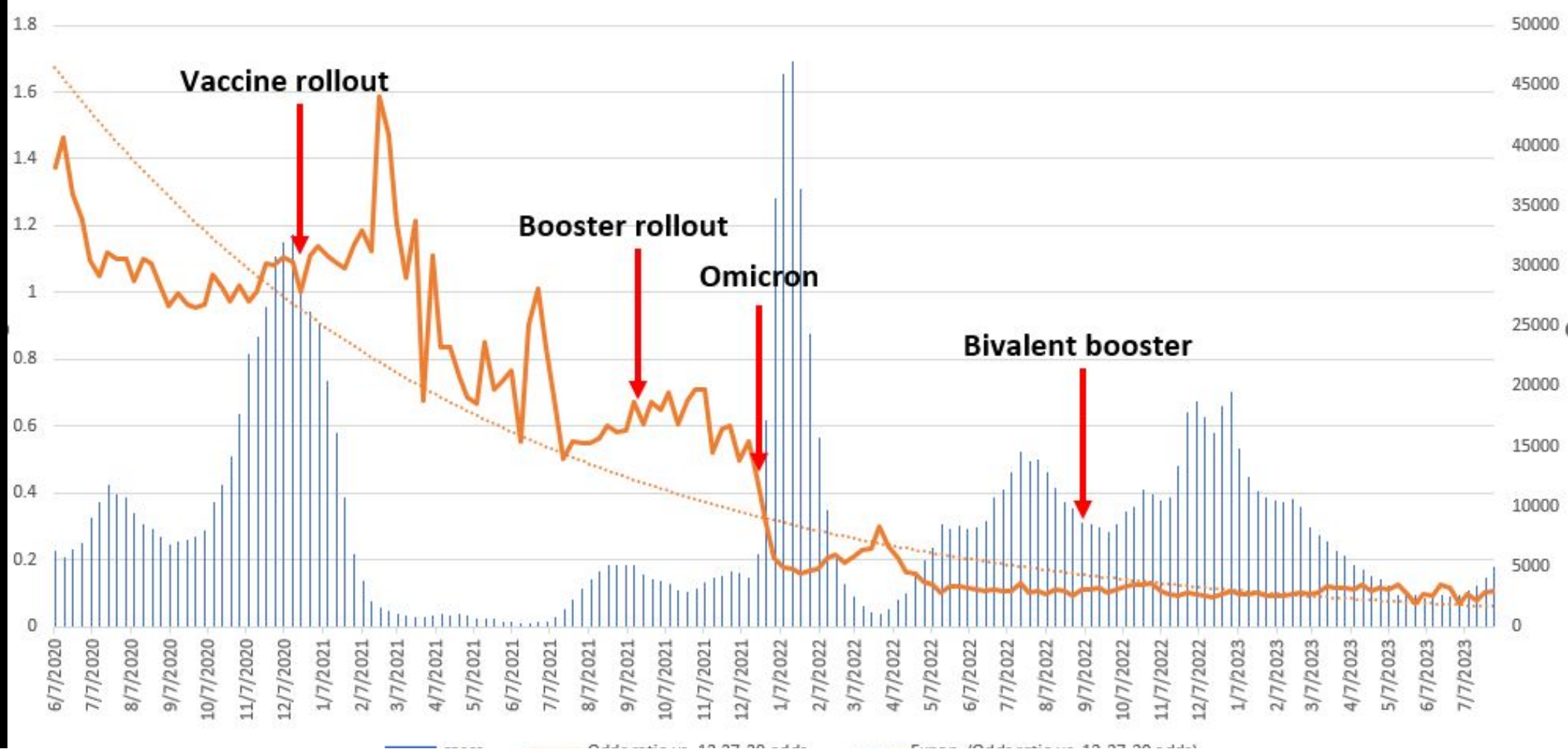
COVID cases vs. COVID deaths

Source: <https://data.cms.gov/covid-19/covid-19-nursing-home-data>



US Nursing Home data from CMS

Odds ratio relative to odds on 12-27-20 (effective start of mass rollout to nursing homes)
Odds = COVID death:COVID survive



Apple Valley Village Health Care Center saw >7X higher COVID death rates after COVID vax rollout. Wasn't it supposed to decrease rates?

It's in the official Medicare reports! And an employee revealed that 30% of the residents died directly after the shots. Bottom line: the CDC lied and people died.



STEVE KIRSCH
AUG 14, 2023


516

313

41

Share

...

 cassia home | find a community | giving
blog/resources | senior housing development



[living options](#) | [life at apple valley village](#) | [contact us](#) | [careers](#) [DONATE NOW](#)



senior health services   Apple Valley Village Health Care Center | 14650 Garrett Ave, Apple Valley, MN 55124 |  952-236-2000

**No one currently working at
Apple Valley Village
returned my calls**

All-cause mortality

Gold standard

Time-series cohort analysis of record level data

Time series cohort analysis

Person	Week 1	...	Week 4	...	Week 28	Week 30
steve	Shot 1		Shot 2		Shot 3	die

Bucket (dose)	Man weeks	Number of deaths
0	1	
1	3	
2	24	
3	2	1

Four independent variables

t_o = observation time window

t_d = time since dose

D = dose number

A = Age

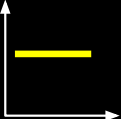
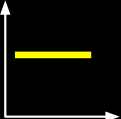
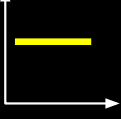
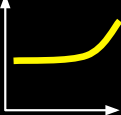
Dependent variable

MR = Mortality rate in deaths/(100K person-years)

To analyze, you look at the impact of each independent variable on the MR.

Four plots tell the story.

(This isn't rocket science)

Independent variable (IV)	Meaning	Expected result for MR as fcn of IV
t_o	Observation time window	
t_d	Time since dose	
D	Dose #	
A	Age	

What is **record level data**?

Why is it important?

What does it tell us about the COVID vaccines?

What is record level data?

One (or more) records for each person who was alive on Jan 1, 2020:

- Year of birth
- Date of death, if dead
- Vaccination history (date, type, dose #, lot #), if any

This is record level data:

	A	B	C	D	E	F	G	H	I	J	K	L	M
1	mrn	batch_id	dose_num	date_time_o	date_of_death	vaccine_name	year_of_birth		My notes				
2	0	1	1	7/22/2021		Pfizer BioNTech	1939		first dose date, still alive, could have other doses				
3	1						1951		unvaccinated, alive				
4	2	1	2	7/22/2021		Pfizer BioNTech	1963		second dose date, still alive				
5	3	1	2	7/22/2021		Pfizer BioNTech	1952						
6	4	1	2	5/19/2021		Pfizer BioNTech	2004						
7	5						1965						
8	6	1	2	6/10/2021		Pfizer BioNTech	1970						
9	7	1	2	5/26/2021		Pfizer BioNTech	1989						
10	8	1	1	5/5/2021	10/29/2021	Pfizer BioNTech	1917		dead; this is date of the first dose. May be other doses.				
11	9	1	2	5/28/2021		Pfizer BioNTech	1988						
12	10						1979						
13	11				3/1/2022		1958		unvaccinated, dead				

Record-level data is **key**

→ we will know **instantly** if a vaccine is safe or not.

Other countries

Same deal

Could the data be confounded in every country we checked?

No. We can slide the observation window in every country and the results don't slide.

Which means that the **ONLY explanation** is that the vaccines caused the excess deaths.

Occam's razor doesn't even apply.

There is only one option left.

At this point, we are rearranging deck chairs on the Titanic.



But wait! There's more!

Was there a **benefit**?

NOPE.

There wasn't even a benefit!

None zero zilch NADA.

The IFR post vax increased!

That is why record level data is never disclosed and why nobody calls for it.

They do not want to know the truth themselves. And they don't want you to know the truth either.

Because if the truth was ever exposed, the public would be very upset.

Only one **person in the world** is
regularly pushing for data
transparency of public health
record-level data?

Can you guess who it is?



The world's #1
"Misinformation
superspreader"

I offered it first to the:

FDA

CDC

Pfizer

Moderna

California Dept of Public Health officials

I even advertised to see if any qualified person wanted to see the data. No takers.

(420K followers)



I wanted to give them an opportunity to explain how I got it wrong before I went public.

I don't want to spread misinformation.

I really don't.

But nobody will take the time to explain to me
(and my colleagues) how we all got it wrong.

They all refused my offer

They said **“the vaccines are safe”**
and didn't want to see the record-level data **that they've**
never seen before.

“We are the Federales! You know...the CDC.
Data?!? **We ain't got no data!** We don't need no data!
I don't have to show you any stinkin' data!”



You don't have to trust me

Do your own research

The record level data is now, finally, publicly available

Think I got it wrong?

Can we see your analysis and your data?

How do you explain the data?

I'm willing to defend my analysis in a **recorded public forum**. How about you?

Downloading the data

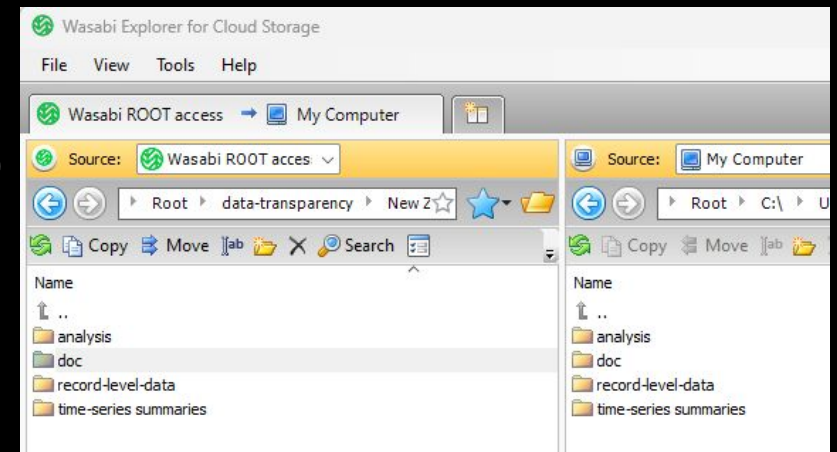
Use the [free Wasabi Explorer](#) (PC, Mac)

Access credentials:

access-key= BDBT2BD1KKIXKPWY3030

secret-key= 5GQVqz9uDsmrYjLuNW24tRPzwPuPe0TTleUdpSF3

You will only be able to access the **data-transparency bucket**. Put it in the LEFT pane. Put your local filesystem (where you can write) in the RIGHT pane.



Overcoming objections

“You can’t **prove the vaccine caused this!
You didn’t control for confounders.”**

There are no confounders or combination of confounders that could explain these observations happening consistently worldwide. The effect sizes are too large and too consistent and temporally linked to the injection. The vaccine is the only explanation that is even remotely viable.

Q: “Where did they hide the bodies?”

A: "In plain sight"

Home / New Zealand

New Zealand records biggest increase in registered deaths in 100 years

By: [Julia Gabel](#) and [Chris Knox](#) Save Share

19 Feb, 2023 07:46 PM 3 mins to read



NOW PLAYING - Rebuild from Gabrielle underway, Hawke's Bay gang crime & Turkey moves from rescue to recovery | Focus Morning Bulletin: 20 February, 2023

NEWS

Health

DR.MARTY™



-48%

Nature's Blend

\$59.95

\$30.95

Excess deaths in 2022 among worst in 50 years

10 January



Coronavirus





Follow Me a
Conversation

Home > Adverse Effects

Alarming Acceleration in New Zealand Excess Deaths, Latest Official Figures Up 70% on Last Year

ADVERSE EFFECTS



By Guy Hatchard | November 13, 2023 | 2520 | 0



**US had 600K excess deaths in 2021
alone (3.4M vs. 2.8M normal deaths).**

It's a good bet that over half of these were vaccine deaths.

John Beaudoin analyzed the Massachusetts death records and found 4,000 deaths caused by the vaccine

He should have found fewer than 15 if the vaccine was safe. He found **266X higher than “safe” expectations!**

See: [Public Health Crimes 2020 - 2022](#)

20 Most Vaccinated countries

“The results are daunting! No country has improved, all have deteriorated! Significantly!”

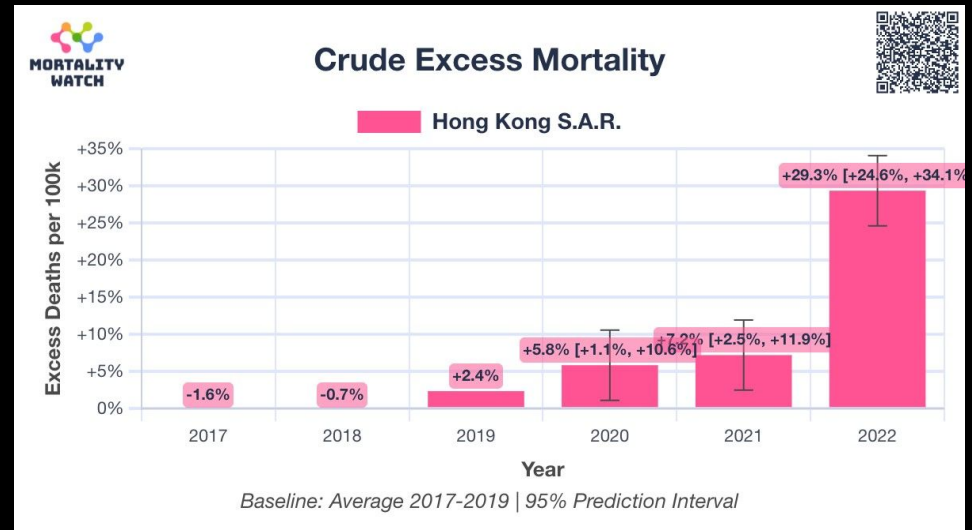
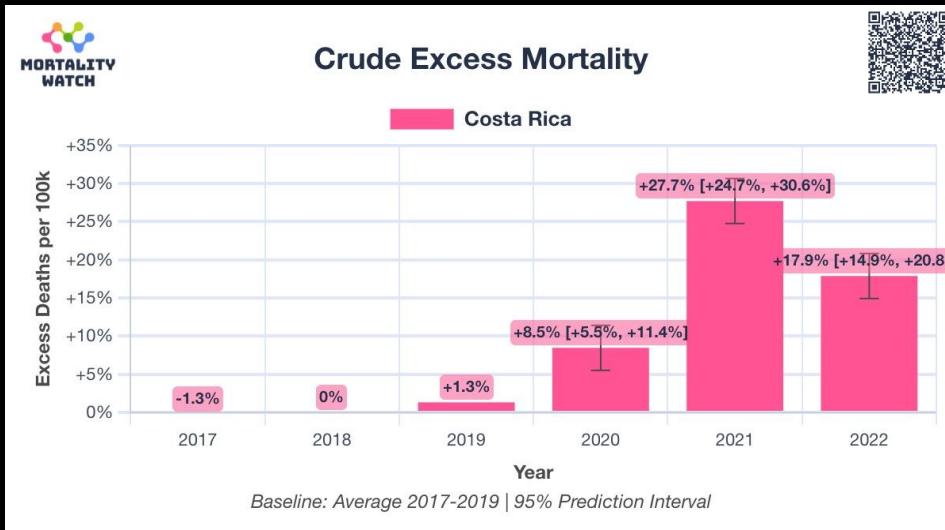
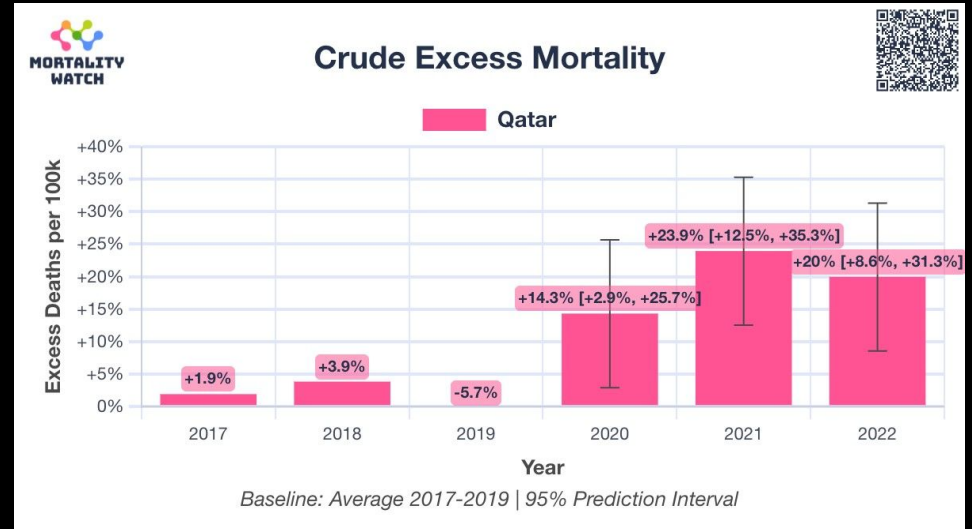
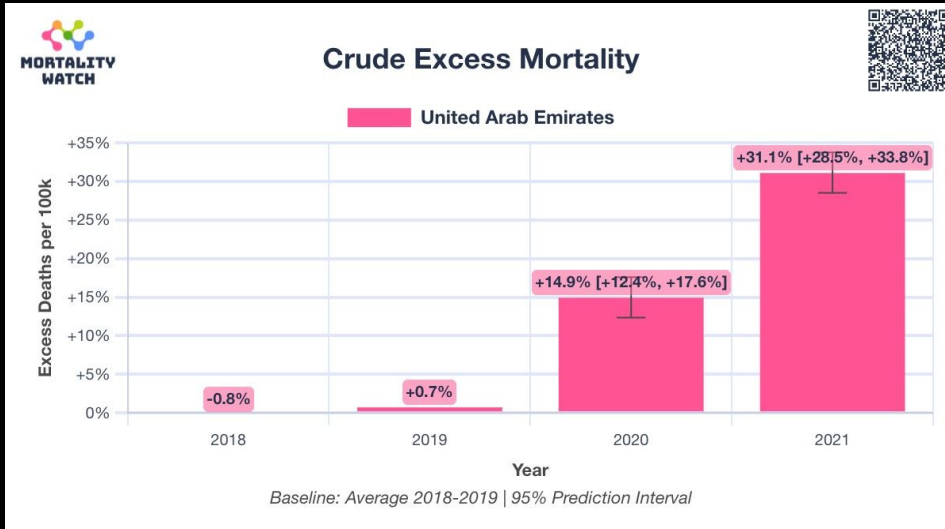
#	iso_code	location	people_vaccinated_per_hundre	BASELINE (Average)		Type	Excess			Improved w/ vaccine?	No excess w/ vaccine?
				From	To		2020	2021	2022		
1	ARE	United Arab Emirates	106	2018	2019	cmr	14.9%	31.1%		FALSE	FALSE
2	QAT	Qatar	106	2017	2019	cmr	14.3%	23.9%	20.0%	FALSE	FALSE
3	PRT	Portugal	95.3	2017	2019	asmr	7.2%	4.4%	2.3%	TRUE	FALSE
4	HKG	Hong Kong	92.4	2017	2019	cmr	5.8%	7.2%	29.3%	FALSE	FALSE
5	CHL	Chile	92.3	2017	2019	asmr	10.2%	17.5%	13.8%	FALSE	FALSE
6	SGP	Singapore	91.6	2017	2019	cmr	2.3%	11.9%	22.9%	FALSE	FALSE
7	ARG	Argentina	91.2	2017	2019	cmr	9.4%	25.7%		FALSE	FALSE
8	CAN	Canada	90.4	2017	2019	asmr	3.2%	2.3%	7.3%	FALSE	FALSE
9	CRI	Costa Rica	89.6	2017	2019	cmr	8.5%	27.7%	17.9%	FALSE	FALSE
10	URY	Uruguay	88	2017	2019	cmr	-4.2%	20.8%	15.3%	FALSE	FALSE
11	ESP	Spain	87	2017	2019	asmr	14.5%	3.6%	6.1%	TRUE	FALSE
12	MUS	Mauritius	86.5	2017	2019	cmr	3.2%	23.7%	20.5%	FALSE	FALSE
13	KOR	South Korea	86.4	2017	2019	asmr	-4.4%	-4.8%	6.7%	FALSE	FALSE
14	ITA	Italy	86.3	2017	2019	asmr	11.6%	5.2%	4.8%	TRUE	FALSE
15	AUS	Australia	84.9	2017	2019	asmr	-5.6%	-3.6%	3.7%	FALSE	FALSE
16	JPN	Japan	84.5	2017	2019	cmr	2.3%	7.8%	17.9%	FALSE	FALSE
17	BHR	Bahrain	84.3	2017	2019	asmr	11.3%	23.1%		FALSE	FALSE
18	NZL	New Zealand	83	2017	2019	asmr	-7.90%	-4.60%	2.3%	FALSE	FALSE
19	MYS	Malaysia	82.9	2017	2019	cmr	-5.2%	26.3%	11.2%	FALSE	FALSE
20	IRL	Ireland	81.8	2017	2019	cmr	-0.6%	5.8%	8.1%	FALSE	FALSE

How many countries saw an improvement of relative excess mortality with mass vaccination?

Improvement	3
Deterioration	17

How many countries achieved normal mortality levels with vaccination?

Improvement	0
Deterioration	20

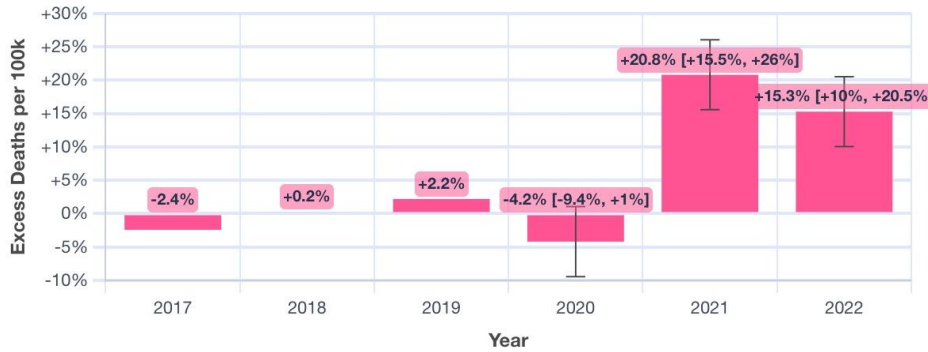




Crude Excess Mortality



Uruguay



Baseline: Average 2017-2019 | 95% Prediction Interval



Crude Excess Mortality



Singapore



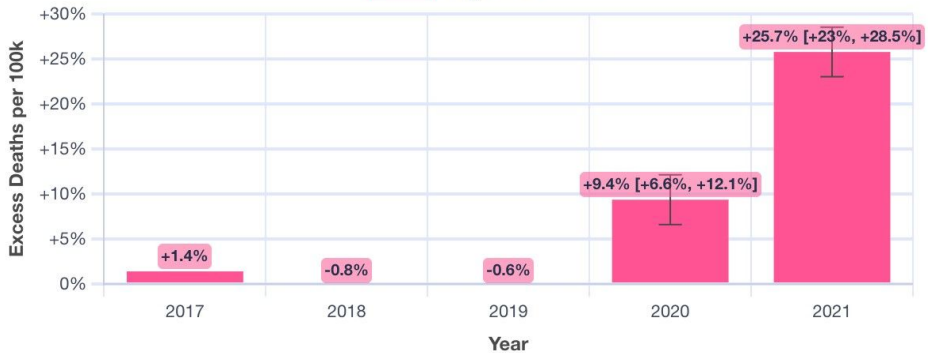
Baseline: Average 2017-2019 | 95% Prediction Interval



Crude Excess Mortality



Argentina



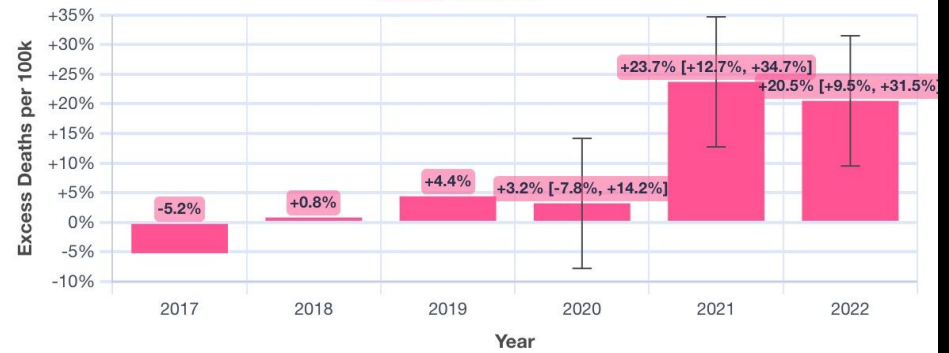
Baseline: Average 2017-2019 | 95% Prediction Interval



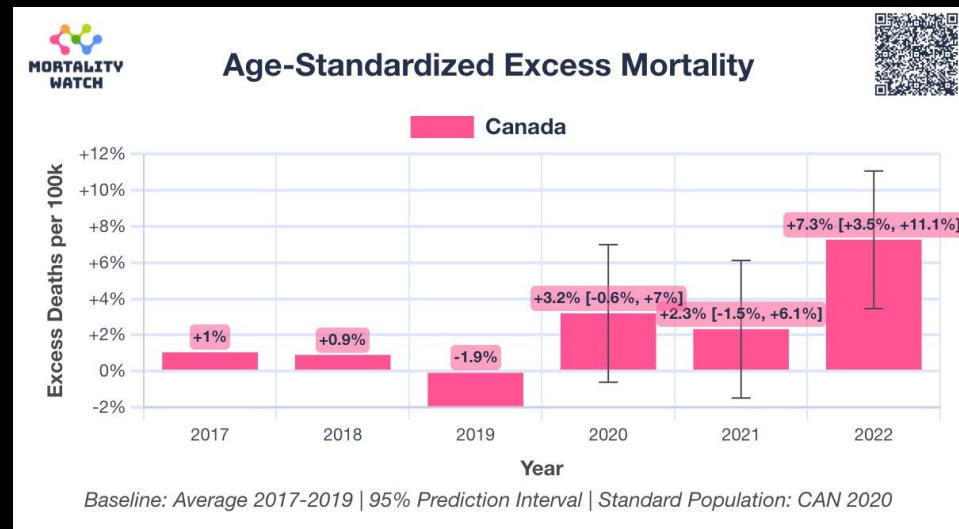
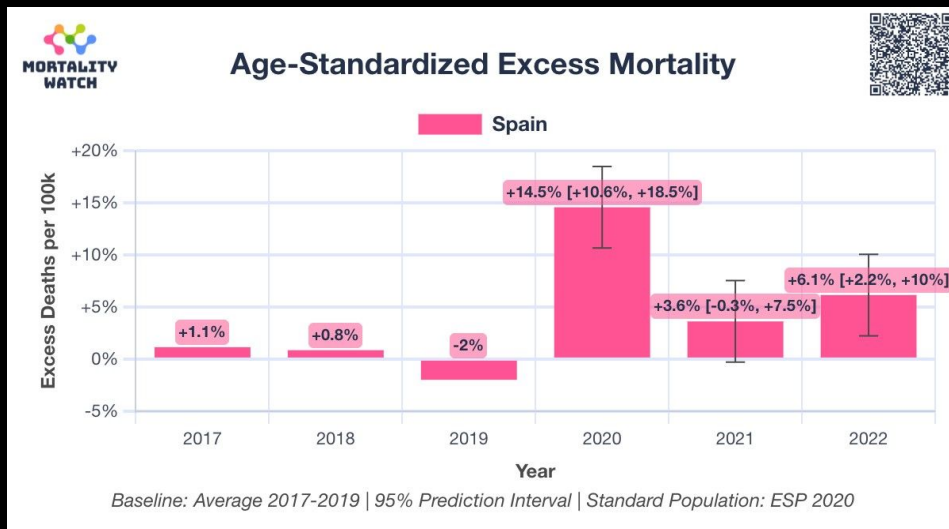
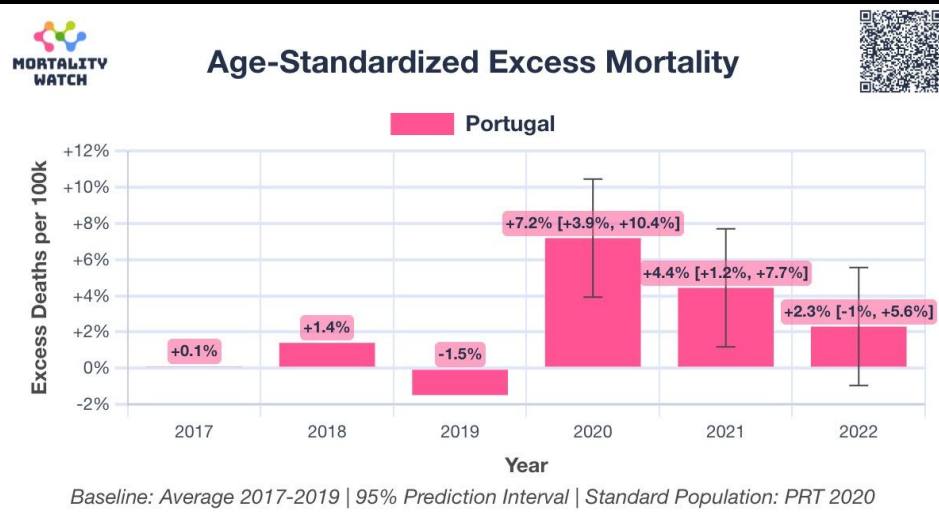
Crude Excess Mortality



Mauritius



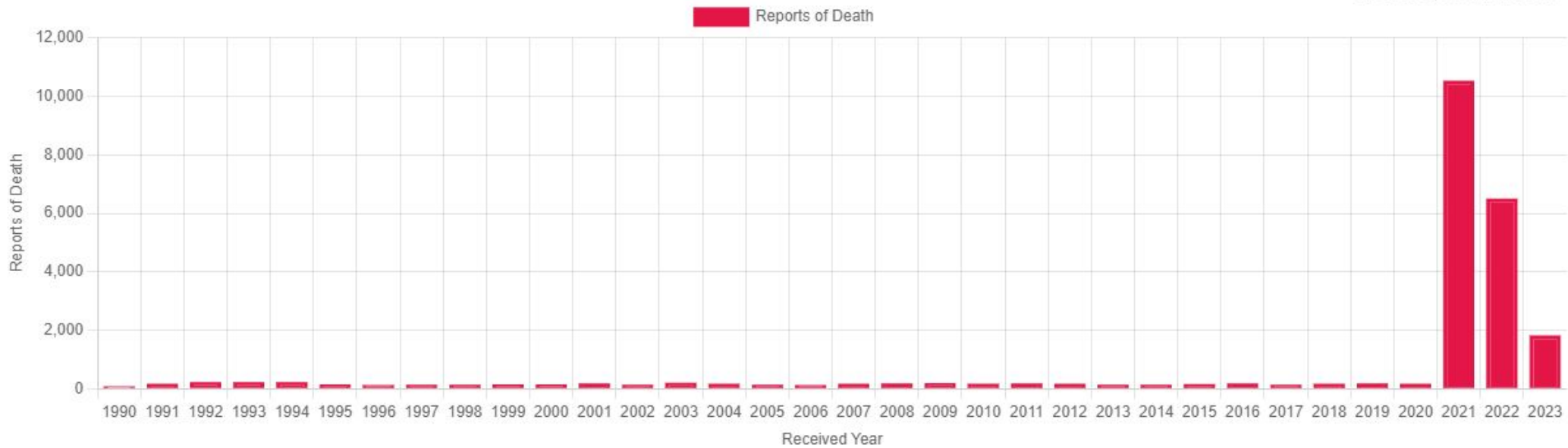
Baseline: Average 2017-2019 | 95% Prediction Interval



See a problem?

All US Deaths Reported to VAERS by Year-US Only

source: OpenVAERS.com



Source: OpenVAERS

See a problem? Western Australia

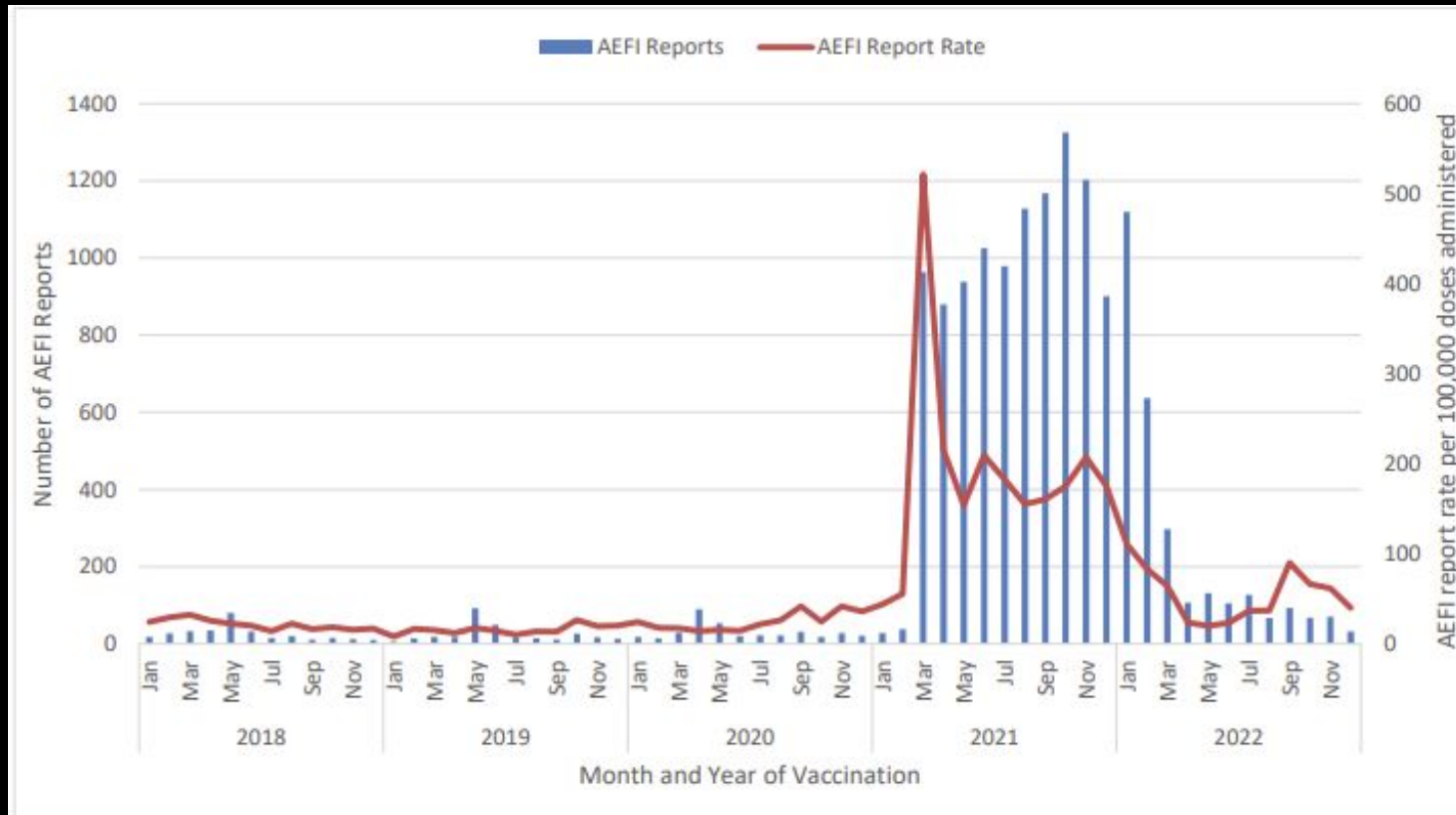


Figure 1: Number of AEFI reports by vaccination month and year overlayed with reporting rate per 100,000 doses administered by vaccination month and year (2018-2022).

Medical
examiners:
willful
blindness

Systematic Review of Autopsy Findings in Deaths after COVID-19 Vaccination

Abstract Presented at University of Michigan while Science Feedback Anonymously Discredits Work



PETER MCCULLOUGH, MD
NOV 20, 2023



344



32



33

Share



ARTICLE VOICEOVER

1x

0:00

-3:50



and then independently adjudicated each death from extracted data. Our conclusion was 73.9% of deaths after vaccination are either direct due or significantly contributed to by known mechanisms (myocarditis, blood clots, etc.) resulting from COVID-19

aduated
Nicolas
project

Systematic Review of Autopsy Findings in Deaths after COVID-19 Vaccination" with myself as the senior mentor.

~10,000 “died suddenly” events in full public view. **Virtually all are in the vaccinated.**
Unprecedented.

News from Underground by Mark Crispin Miller

Haven't people ALWAYS just "died suddenly" like this, some readers ask me (anxiously)?

The answer is, most definitely, NO—as many other readers know full well



MARK CRISPIN MILLER
APR 6, 2022



160



89



Share



Since I started posting weekly compilations of reports of “sudden deaths” in the US and worldwide, I’ve often noted that this horrid spike is quite unprecedented, bolstering that point with links to pieces demonstrating, indisputably, that all-

Only 1 in 500 unvaccinated

The collage features several news snippets from various outlets:

- The Mercury News**: "Dumont Boy, 14, Collapses, Dies Playing Basketball" (January 26, 2022); "Treviso, Carlo Alberto died: the 12-year-old athlete suffering from cardiac arrest during a race"; "Clayton middle school student dies following youth football practice" (August 9, 2022).
- HUNGARY**: "Student-athlete Cameran Wheatley collapses during basketball game, dies at hospital" (February 9, 2022); "Tragedy! – Young Hungarian footballer dies on the field" (July 17, 2021).
- AUSTRALIA NATIONAL REVIEW**: "Camilla Canepa, 18, London UK, Died After First Vaccine Dose" (July 17, 2021).
- DAILY MAVERICK**: "Hockey player collapses, dies on field" (SPORT).
- BBC**: "Boy, 13, dies after collapsing at Nottinghamshire football match" (May 9, 2022).

Central red banner text:

"CAUSE UNKNOWN"
THE EPIDEMIC OF SUDDEN DEATHS
IN 2021 AND 2022

Contributors listed:

- EDWARD DOWD** (FOREWORD BY)
- ROBERT F. KENNEDY JR**
- GAVIN DE BECKER** (AFTERWORD BY)


Or births
never
happened



This tweet **really** resonated with people.

“Clearly baffling”

- Ed Dowd



Edward Dowd
@DowdEdward

Clearly baffling

Luke Rudkowski @Lukewearechange · Nov 8
looks like we have another coincidence on our hands



3:09 PM · Nov 8, 2023 · 71.6K Views

People are seeing the evidence for themselves

 **Steve Kirsch** ✓ @stkirsch · 9h Promote ...

People are waking up. The "vaccine" is the best "convincer" we have that we are right. **Unfortunately, people have to be injured before they will listen to us.**

Oct 16, 2023, 7:00 PM

I'm a regretfully double vax and vax injured person who works with a very vax loving group of employees (creatives/left/liberal). Most of us are now being forced to return to the office since September. I can tell you that this highly vaxed group of people (including me) are sick. Everybody is sick. We have RSV, flu, Covid, colds, sinus infections, etc.

I have never heard about so many working adults sick in my life. This could definitely be the suppressed immune system and the immune printing issue in action.

Yesterday, 10:42 AM

97 757 2.2K 59K

Q: “If this is really true, why aren’t any of my MIT professors speaking out?”

Pinned

 **Retsef Levi**  @RetsefL · Jan 29

The evidence is mounting and indisputable that mRNA vaccines cause serious harm including death, especially among young people. We have to stop giving them immediately!



0:06 / 6:28

From **Dr Aseem Malhotra** 

775 6.7K 11K 2.4M

Some are.

MIT Professor Retsef Levi is “red-pilled.”

Others
choose to
remain
silent.



Is that how science is supposed to work?

Is that the new role model?

“Duck and run for cover” when challenged with credible data?



**Do you want to see a real
debate on the data?**

**Or shall we censor one
side for you?**



They want the debate to happen in the scientific literature → > 20 years to resolve simple yes/no questions like “Do vaccines cause autism?”

It's been >20 years; no one will debate their side!

The screenshot shows a web browser displaying a JAMA Network article. The page header includes the JAMA Network logo, a search bar, and navigation options like 'Download PDF', 'Cite This', 'Permissions', and 'Comment'. The article is categorized as an 'Invited Commentary' in 'Pediatrics', dated December 14, 2022. The title is 'Clinicians as Trusted Messengers—The “Secret Sauce” for Vaccine Confidence'. The authors listed are Joanna G. Katzman, MD, MSPH¹ and Ann S. Christiano, MPAP². Below the title, there are links for 'Author Affiliations' and 'Article Information', along with the journal citation: 'JAMA Netw Open. 2022;5(12):e2246634. doi:10.1001/jamanetworkopen.2022.46634'. A 'COVID-19 Resource Center' link is also visible. The main text begins with a large 'V' and discusses vaccine hesitancy as a global public health threat, mentioning the COVID-19 pandemic and the need for research to understand the causes of vaccine hesitancy among parents of school-aged children.

We want it to happen **now**,
in a real time dialog.

Q: “If this is really true, why don’t I know anyone who died from the vaccine?”

A: “You probably do and just didn’t realize it.”

“Highly likely”

MIT News
ON CAMPUS AND AROUND THE WORLD

Paul Lagacé, professor of aeronautics and astronautics, dies at 63

Lagacé, an expert on composite materials and structures, was passionate about MIT and the Boston Red Sox.

Sara Cody | Department of Aeronautics and Astronautics
July 20, 2021


A photograph of Paul Lagacé, a man with glasses, wearing a white dress shirt and a yellow patterned tie. He is sitting at a desk in an office with bookshelves filled with books in the background.

MIT News
ON CAMPUS AND AROUND THE WORLD

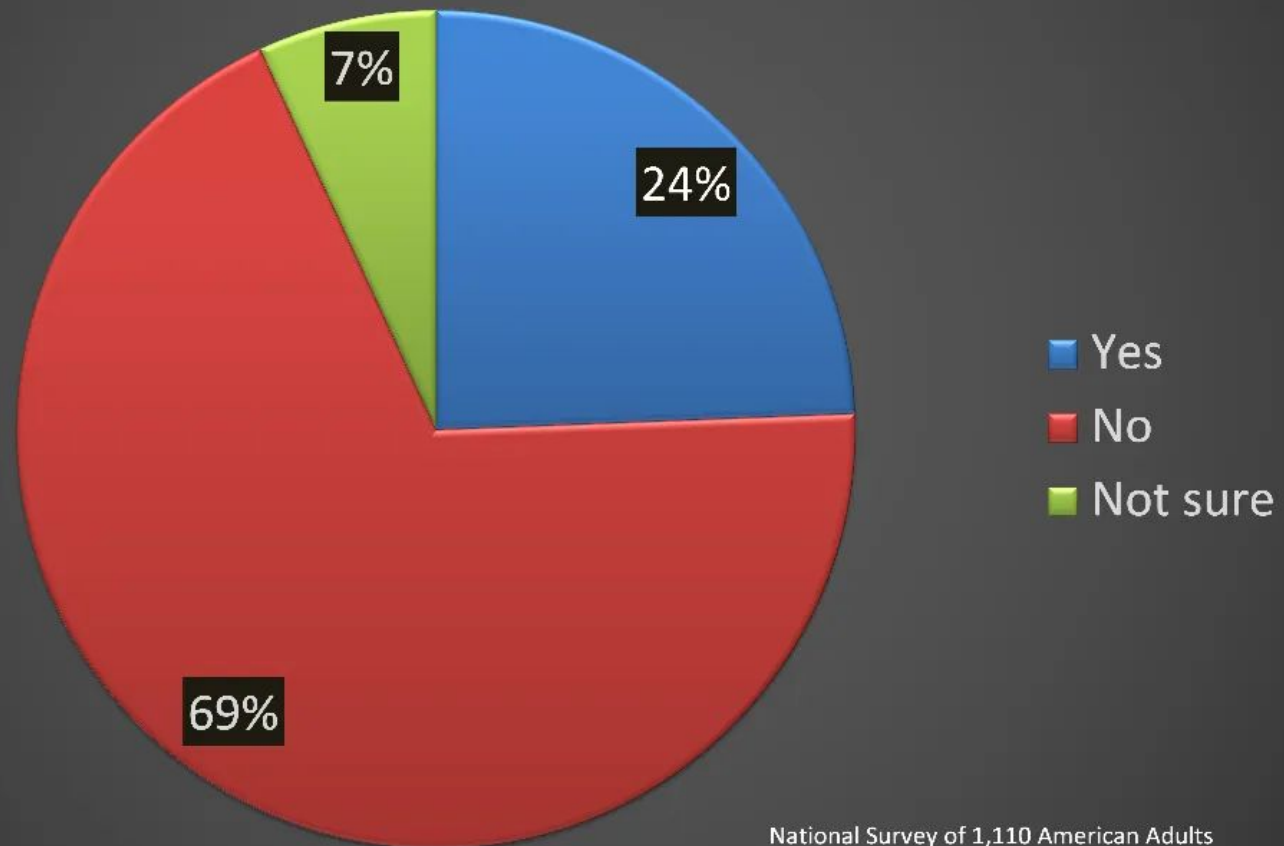
Peter Baddoo, Department of Mathematics instructor, dies at 29

Baddoo was a respected and admired scholar, teacher, mentor, and colleague.

MIT Human Resources
March 15, 2023

A photograph of Peter Baddoo, a man with a beard, wearing a blue button-down shirt. He is smiling and looking towards the camera. The background is a blurred cityscape.

Do you know someone personally who died from side effects of the COVID-19 vaccine?

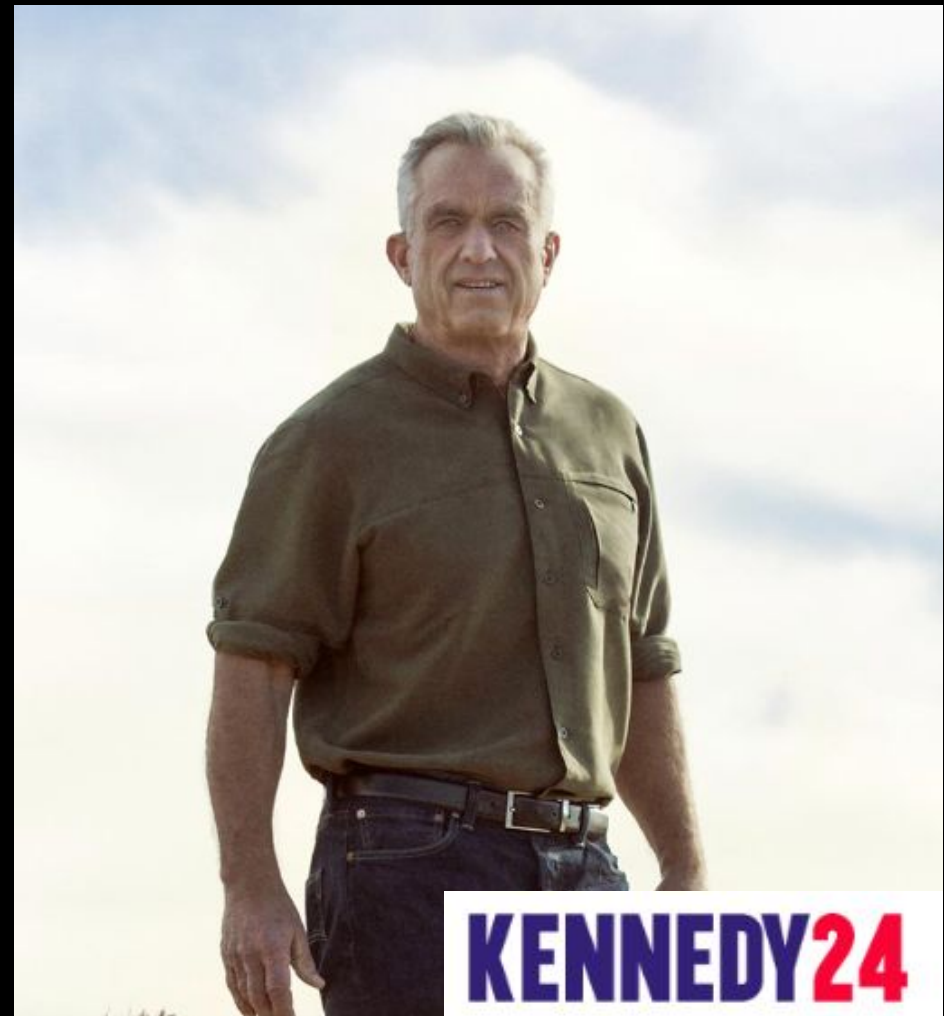


National Survey of 1,110 American Adults
Conducted October 26 and 29-30, 2023 by Rasmussen Reports

Data transparency is the key to reform

All we need is **ONE place**... a state or a country.

Or we **elect a courageous new leader** who believes in **data transparency** and will fix the corruption in the FDA and CDC



We instantly will dramatically reduce:

SIDS

Autism

Autoimmune diseases

Heart disease

Food allergies

Doctor visits

...

Did you know...

Cases of “overnight autism”

0 vs 44

(2 weeks before scheduled vax vs. 2 weeks after scheduled vax)

Source: Pediatrician Doug Hulstedt

SIDS ...

50% within 48 hours
of vax

Omaha PD ghosted
me after I filed a
FOIA request.

Former major city police detective reveals 50% of SIDS cases happened within 48 hours post vaccine

My 16-minute interview of Jennifer, a former police detective in a major US city who handled over 250 SIDS investigations over 7 years implicates the childhood vaccines as the major cause of SIDS.



STEVE KIRSCH
SEP 26, 2023



789



325



59

Share



In 2009, **Congress decided it was better if the NIH did NOT do a study** comparing the two cohorts.

Members of Congress tried to get a bill to force the NIH to do just **ONE**** study. The bill was immediately killed in committee.**

The bill, [H.R.3069 — 111th Congress \(2009-2010\)](#), was [introduced on June 26, 2009](#) with [9 co-sponsors including Ron Paul](#). It never made it out of committee.

Here's the summary:

Requires the Secretary of Health and Human Services (HHS), acting through the Director of the National Institutes of Health (NIH), to conduct a comprehensive study to: (1) compare total health outcomes, including the risk of autism, between vaccinated and unvaccinated U.S. populations; and (2) determine whether vaccines or vaccine components play a role in the development of autism spectrum or other neurological conditions.

The bill would have forced the NIH to do just ONE study.

**HR 3069 (2009) was
killed in committee!**

They don't want to know.

**They don't want you to
know either.**

They are corrupt. QED.



Every fully vax vs unvaxxed comparison ever published in the peer-reviewed literature shows the unvaxxed are healthier. **NO exceptions.**

Vax-Unvax

LET THE SCIENCE SPEAK

Robert F. Kennedy Jr.

NEW YORK TIMES BESTSELLING AUTHOR

..... **AND**

Brian Hooker, PhD

Children's
Health Defense 

Large pediatric practices in US

>25 years: 0 autism, ADHD, ... Kids never get sick

Secret: Avoid all vaccines, Tylenol, ...



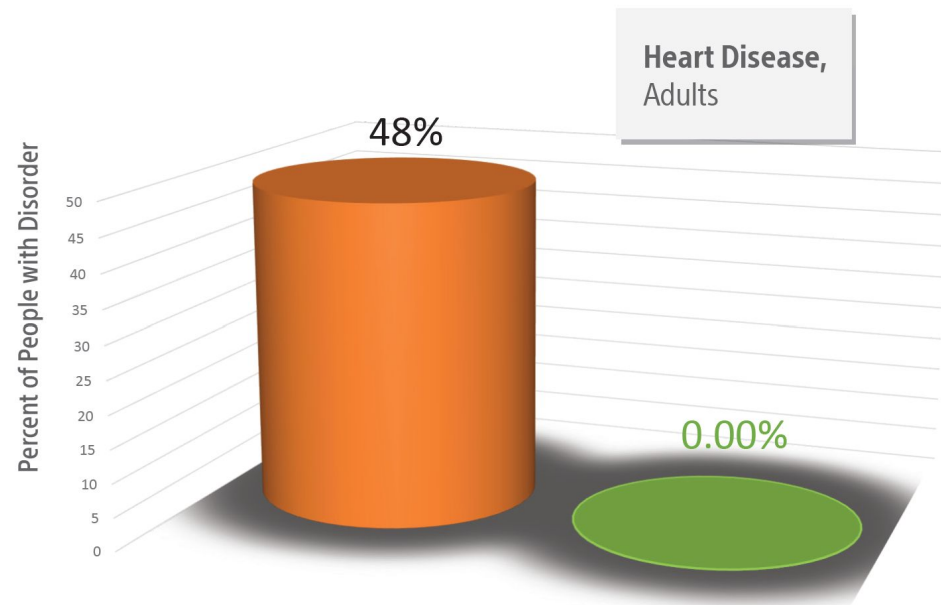
They have to be hidden or they will lose their license to practice medicine for going against the consensus

Heart disease
doesn't affect the
FULLY unvaccinated

Your cardiologist
simply forgot to tell
you.

2020 Pilot Survey Data Comparison

VACCINATED - VS - UNVACCINATED



"The cure cannot be worse than the problem itself."
- President Donald J. Trump, October 22, 2020, Presidential Debate



- U.S. National data for approximately 99%+ Vaccinated Population (AHA, Cardiovascular diseases affect nearly half of American adults, statistics show. <https://www.heart.org/en/news/2019/01/31/cardiovascular-diseases-affect-nearly-half-of-american-adults-statistics-show>)
- Pilot survey data for 100% Unvaccinated Control Group

BOTTOM LINE

Refuse all vaccines until there is data
transparency

**How will they
respond to this?**

**“We don’t respond to
external analyses”**

OR

JAMA Network

JAMA Network Open JAMA Network Open Enter Search Term

New Online Past Issues

JAMA Network Statement on Potentially Offensive Content

October 2023 - May 2018

2020s	2023	January 5 (1)
2010s	2022	February 5 (2)
	2021	March 5 (3)
	2020	April 5 (4)

“It isn’t published in a peer-reviewed journal. We don’t have to respond to it. You can’t make us look.”


**“... and if it gets published,
we’ll get the paper retracted.
Guaranteed. That’s how
“science” works.”**

OR

**“The vaccines are safe. We’ve given billions of doses and nobody has died. You can trust us...
*even though we never did proper autopsies on all the unexpected deaths and we never did the time-series cohort analysis ourselves on the record level data so we don’t actually really know if it is safe or not, to be honest.”***

FINAL THOUGHTS

Hiding public health data



worse health outcomes

So why are we doing it?

STOP HIDING THE DATA

SET THE DATA FREE

NOW

Vote now

You can change your
vote at any time
during the
presentation.

Limited to
pre-registered
attendees



pollev.com/stevekirsch655

SLIDE DECK is posted on my Substack
right now.

Please share.



Thank you to my paid subscribers on Substack; you enable me to be able do this research.

Contact me

Steve Kirsch ✓
15.6K posts

Can you spot the unsafe vaccine?

All Deaths Reported to VAERS by Year

Year	Reports of Death
2000	~5000
2001	~10000
2002	~15000
2003	~20000
2004	~25000
2005	~30000
2006	~35000
2007	~40000
2008	~45000
2009	~50000
2010	~55000
2011	~60000
2012	~65000
2013	~70000
2014	~75000
2015	~80000
2016	~85000
2017	~90000
2018	~95000
2019	~100000
2020	~105000
2021	~110000
2022	~115000
2023	~120000

Steve Kirsch ✓ @stkirsch · Mar 8

Pinned

If you need to contact me about anything (interview request, fact check request, ask a question, let me know about something, want to debate me, found an error, etc), here's how to contact me:

How to contact me

kirschsubstack.com

X

Steve Kirsch's newsletter

Home Notes Chat Reference Favorites Premium News Take action Archive Leaderboard About

I'll be speaking at MIT on Nov 30 on what the record level data shows about the COVID..

My offer of \$100K to challenge me on the record level data had no takers of sufficient prominence to make it interesting for the audience. This post has...

NOV 23 · STEVE KIRSCH

379 202

I'll be speaking at MIT on Nov 30 on what the record level data shows about the COVID vaccines

Steve Kirsch's newsletter

I write about COVID mitigation policies, vaccines, neurological diseases and conditions, corruption, censorship, and early treatments. The data shows that

kirschsubstack.com

APPENDIX

How will this end

Market pressure on vaccine makers by financial markets

Public will stop buying their products

More courageous doctors will speak out

Honest epidemiologists will very gradually have to admit they were wrong

Congress will make the record level data public

...

Questions

Who will be the first to point the finger?

How quickly will this collapse?

When will the mainstream media cover the story?

How many more people will have to die before the authorities put a stop to the insanity?

How much Moderna and Pfizer stock can I afford to sell short?

Summary

The most trustable data is, in general, **the data that is not voluntarily being disclosed to the public. Anecdotes are now often much more reliable than what is published in the peer-reviewed literature.**

No government anywhere in the world has ever voluntarily disclosed the record-level data on the safety of any vaccine needed to assess safety.

No FOIA request ever made has ever returned **a document showing that the necessary safety assessments for a vaccine was ever done** (UK ONS comes the closest). They don't want to know.

All FOIA requests to obtain record level data always fail. They claim the databases aren't linked. So you can never compel their production.

COVID vaccines: all risk, no benefit.

This data is the most extensive dataset ever released on COVID.

COVID vaccines are killing over **1 person per 1,000 doses** on average (all-cause mortality).

They make the elderly more like to die from COVID.

What do **you** think?

Warm up exercise

What do we mean by "safe"?

Ben @USMortality · 2h
🚨 DATA DOES NOT LIE 🚨
How is it possible that these experimental gene therapy products are still advertised as "safe & effective" when the data is as clear as it gets?

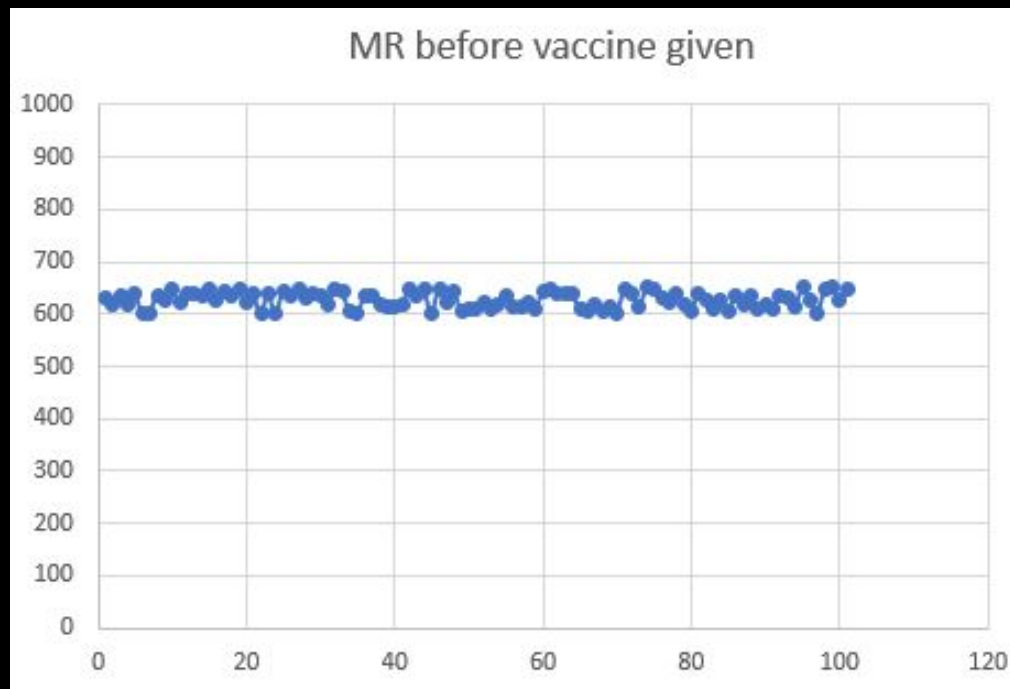
DRUG ADVERSE EVENT COMPARISON			
FDA & CDC Data: Worldwide			
1/1/1996 - 10/21/2023	Adverse events	Deaths	Deaths/year
Ivermectin	4,265	436	16
HCQ	28,823	2,337	85
Flu vaccines	220,346	2,337	87
Dexamethasone	110,185	19,599	713
Tylenol	136,079	30,634	1,114
Remdesivir	9,290	2,240	770
Covid Vaccines	1,605,764	36,501	13,036

16 113 231 13K

FDA says: **AVOID!**

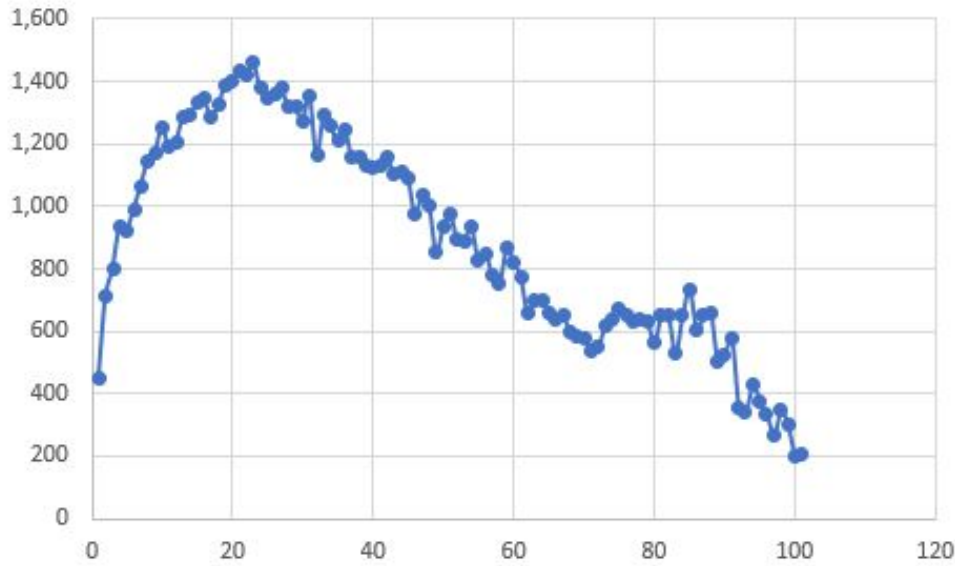
FDA says: **SAFE!**

Mortality rate (deaths per 100K person years) of test group 100 weeks prior to injection



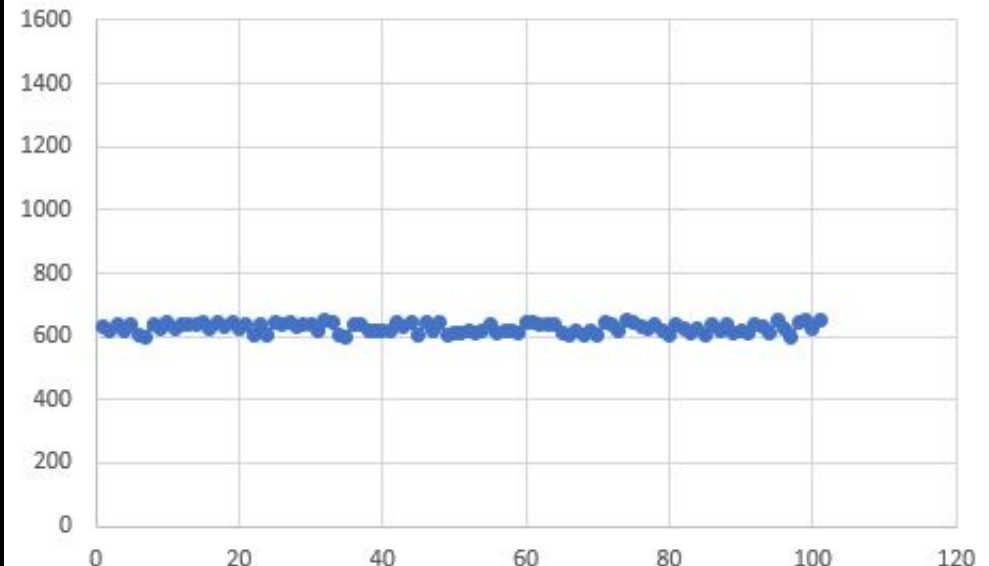
One of these vaccines isn't safe
Can you spot the unsafe vaccine?

MR vs week from shot given



A

MR before vaccine given



B

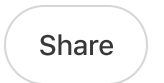



It's time for criminal charges to be filed against the NZ Ministry of Health officials. NOW!

Thanks to the efforts of a courageous whistleblower, the entire world now knows, and can download, the data proving the COVID vaccines have killed over 10,000 people in New Zealand.



STEVE KIRSCH

DEC 1, 2023



[Jobs](#) | [News](#) | [Contact us](#)



Search

- [Your health](#) ▾
- [NZ health system](#) ▾
- [Our work](#) ▾
- [Health statistics](#) ▾
- [Publications](#)
- [At](#)



Manatū Hauora Ministry of Health

Popular Topics

- Pae Ora | Healthy Futures for all New Zealanders
- COVID-19
- Māori health
- Medicinal Cannabis Agency
- NZ Health Survey
- Vaping and smokeless tobacco

or search the entire site

The leadership of the NZMH chose to look the other way when their own employee notified them of a serious safety issue. Instead of doing their duty to investigate his allegations, they decided to besmirch him instead. They should be charged with criminal negligence.

Executive summary

Earlier this week, a courageous whistleblower sent an email to the New Zealand Ministry of Health (NZMH) officials notifying them that the data that they have in their possession can only be explained if the COVID vaccines are killing thousands of New Zealanders.

The NZMH authorities didn't publish a cohort time-series analysis to confirm or deny the leaker's accusation. They did no analysis whatsoever on their own data.

Instead, the officials resorted to ad hominem attacks on the leaker to besmirch him and try to distract the public.

The NZMH has a duty to investigate the leaker's allegations by doing a simple analysis that anyone can do. It takes about 15 minutes of effort. I know that because I've done it myself on the NZMH data. It shows the vaccines should be immediately stopped. The NZMH officials chose not to spend the 15 minutes and not to look. There's a term for that; it's called **criminal negligence**.

They've been notified of a serious problem and they chose to look the other way. It's time for criminal charges to be brought the leadership.

You don't have to take my word for it. You can now download the NZMH data and verify this for yourself.

See [Data from US Medicare and the New Zealand Ministry of Health shows, beyond any doubt, that the COVID vaccines have killed millions](#) for details.

The New Zealand mainstream media is asleep at the wheel. They are simply parroting whatever the NZMH officials say and not asking any questions.

Here are two articles from the New Zealand press showing that instead of showing the definitive time-series cohort analysis data, the NZMH officials simply claimed that the leaker was a spreader of misinformation and the press eats it up without asking any questions!!! What ever happened to investigative journalism?



Te Whatu Ora launches investigation saying employee spreads vaccine...

The health agency staff member had no clinical background or expert vaccine knowledge.

www.stuff.co.nz · Nov 30, 2023

and



Te Whatu Ora launches probe, minister briefed after health worker spreads...

Health department chief executive says man's claims are "completely wrong".

www.nzherald.co.nz

The leaker's data has been validated by two of the world's most highly respected experts on data, risk, and epidemiology

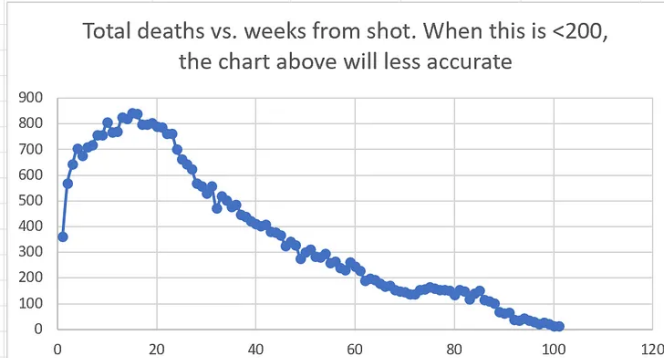
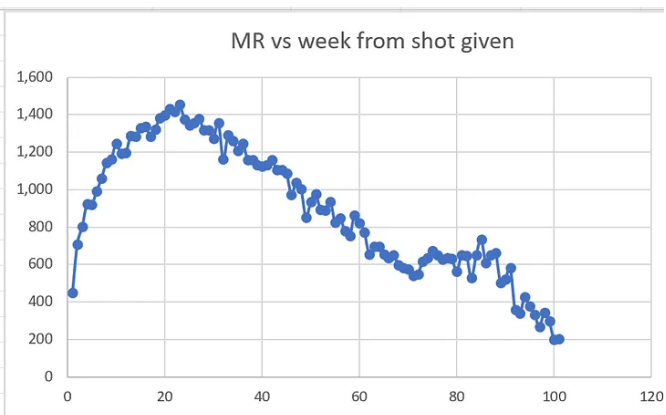
See the [slide deck](#), slides 85 and 86 for what they said. They basically said that this data removes all doubt about the vaccines killing massive numbers of people.

The cohort time series analysis is trivial to do. It shows the COVID vaccines killed on average 1 person per 1,000 shots

I did the analysis on the New Zealand data. It's crystal clear that the shots are kill shots for anyone with a modicum of skill in the field.

If you don't have the skills [you can acquire them within minutes from my slide deck](#).

dose start	1
dose end	5
age start	0
age end	140
date start	1/1/2021
date end	12/1/2023
week start	0
week end	200
date = observation date	
week = weeks since most recent shot given	
MR = mortality rate in deaths per 100K person years	
If the number is in red, it means you can modify it to affect what is shown in the tables and the chart below.	
deaths in first 12 months after shot:	30195
million man-years in first 12 months after shot:	956
12 mo average mortality rate (per 100K person years)	1,153
baseline death rate estimate	1,026
Average excess death rate caused by a dose	127
Note: doses are not equally dangerous. This is the average elevation in death rate for a dose.	



So on average 1 death per 1,000 doses. There were 12M doses given in New Zealand. So that's an estimated excess death of 12,000 people in New Zealand.

So now we finally know what caused over 10,000 excess deaths in New Zealand since the shots rolled out, don't we? Mystery solved!

Why isn't the New Zealand mainstream media demanding to see the cohort time-series analysis from the NZMH?

The New Zealand press should be asking the NZMH for the cohort time-series analysis so they can do their own independent analysis of the data and determine whether the NZMH was telling the truth or not.

Instead, the New Zealand press simply accepts ad hominem attacks with no data.

Impressive!

The NZMH should be opening an investigation, but not into the leaker. They should be doing an internal investigation as

to how they screwed up so badly and missed this HUGE HUGE safety signal.

The leaker is a hero. The villain in this story is how the NZMH epidemiologists were all asleep at the wheel and not looking at the data. Those epidemiologists have blood on their hands for refusing to look at the data.

They can't lie about the data anymore. We know exactly what it says.

The epidemiologists at the NZMH have blood on their hands for not reporting this.

Sean Plunkett ran for cover when I asked to be on his show so we can talk about the data publicly

Even Sean Plunkett ran when I asked if I could appear on his show to talk about what the leaked data shows. It would be great to compare the statistical analysis done by my colleagues vs. Sean's own analysis of the underlying data. That would be a hoot.

There is only one way to analyze the data and the results are crystal clear. The COVID vaccines were literally kill shots for the elderly and the NZMH knows it.



Steve Kirsch  @stkirsch · 10h 

The New Zealand ministry of health officials are corrupt. Harvey Risch, one of the worlds top epidemiologist, validated that the NZ data shows that the vaccine is killing massive numbers of people.

 20

 82

 369

 12K



Sean Plunket  @SeanPlunket

Subscribe 

Which ones Steve you big cooker?

12:53 AM · Dec 1, 2023 · **40.4K** Views

 42

 3

 8

 1





Post your reply

Reply



Steve Kirsch  @stkirsch · 10h 

Sean, what a pleasure to hear from you!!!

Would you like to talk chat about it on your show?

 12

 4

 113

 2K

Summary

The NZMH officials were put on notice by their employee.

The NZMH officials, instead of investigating how they missed this huge safety signal, chose to besmirch the whistleblower instead.

These people need to be charged with criminal negligence so we can avoid further deaths.

There is only one way to analyze the NZMH data definitively and it proves the vaccines were kill shots. The NZMH officials from this point on are knowingly killing people if

they continue to allow the shots to be given. They should fire their epidemiologists and replace them with people who are competent.

If you are in New Zealand, please share this article liberally, especially with employees of the NZMH. They need to understand how corrupt their leadership is. In my opinion, they should all quit in protest. This cannot be allowed to continue.



648 Likes · 33 Restacks

306 Comments



Write a comment...



Karenvusa 1 hr ago

Hope there are plenty of back ups of this info because I'm worried NZMH might make an "Update"

♡ LIKE ◉ REPLY ↗ SHARE



Robert Hunter 2 hrs ago

It's not criminal negligence, it's a criminal conspiracy. Ever wonder how the word conspiracy became a perjorative? Read the Bible or Shakespeare or or. ALL human societies are based on what Harari calls "stories". That's a nice word for ruling classes conspiracies. COVID 1984 is a particularly egrigious example but the glue that holds society together and allows a small parasitic financial elite to control it has been going on since the dawn of agriculture. The COVID 1984 one is hiding in plain sight if you look. Your substack is one of the best sites to see it on especially if you like the proof date brings. Thanks man ♂!

♡ LIKE (1) ◉ REPLY ↗ SHARE

304 more comments...

© 2023 Steve Kirsch • [Privacy](#) • [Terms](#) • [Collection notice](#)
[Substack](#) is the home for great writing