

**2024**  
spec guide

Cultured Marble Vanity Tops  
**Made in the USA**



*Countertop: Cappuccino  
Sink: 107 Futura (Cream)*



SFI, Inc produces custom and modular vanity tops. Each of these product lines offer many different styles and color options. These product lines also offer a choice of length and depth of tops, multiple and two-tone bowls, styles, placement and custom edges. Variations made to vanity tops can also include: angles, clipped or radius corners, bumpouts, banjo tops, drop-in or undermount bowls and loose backsplash options.

## Venetian<sup>by Sfi</sup>

The Venetian line is a high-quality, custom cultured marble product line, and all products are resistant to heat, stains, and mildew. Venetian-style sinks also meet the ANSI 124.3 standards and are highly customizable with a wide range of color choices. Each color is custom poured and produces a marble-style look, available in matte or gloss finishes.

- ¾" deck, standard straight edge, 4" integral backsplash deck up, standard marble style with a matte or gloss finish. 22" standard depth.

## Florence<sup>by Sfi</sup>

By meeting the ANSI 124.3 standards, the Florence line, part of the custom cultured marble product line, is high-quality and customizable. There are a wide range of colors to choose from, and each color is custom poured, producing a marble-style look. Finishes are available in matte or gloss.

- 1-⅛" deck, standard straight edge, 3-⅝" integral backsplash deck up, standard marble style with a matte or gloss finish. 22-¼" standard depth.

---

## Roma<sup>by Sfi</sup>

By combining the cost effectiveness of normal polyester cast sinks with the durability of solid surface materials, these sinks are elegant and resistant to scratches, heat, stains, and mildew. The Roma line is customizable in color and finishes and meets the ANSI 124.3 and ANSI 124.6 standards.

- ¾" deck, standard straight edge, 4" integral backsplash deck up, standard granite style with a matte or gloss finish. 22" standard depth.

## WaterCrest<sup>by Sfi</sup>

Water Crest tops combine the cost effectiveness of normal polyester cast sinks with the durability of solid surface materials. Their customizable granite colors and finishes make them fit any room with ease. They meet the ANSI 124.3 and ANSI 124.6 standards and are resistant to scratches, heat, stains, and mildew.


- 1-⅛" deck, standard straight edge, 3-⅝" integral backsplash deck up, granite style with a matte or gloss finish. 22-¼" standard depth.




# In-Stock Program

Bowl Description	Size	Sink Depth	Color	Finish	Venetian - Marble 3/4" Thick Deck
105 Elegance	37" x 22"	6"	White/White, Snow	Matte	\$383.38
105 Elegance	43" x 22"	6"	White/White, Snow	Matte	\$432.75
105 Elegance	49" x 22"	6"	White/White, Snow	Matte	\$531.49
Set on Side Splash	4" x 22" x 3/4"		White/White, Snow	Matte	\$43.55
Bowl Description	Size	Sink Depth	Color	Finish	Roma - Granite 3/4" Thick Deck
105 Elegance	37" x 22"	6"	Heather, Boulder, Frost	Matte	\$556.69
105 Elegance	43" x 22"	6"	Heather, Boulder, Frost	Matte	\$631.22
105 Elegance	49" x 22"	6"	Heather, Boulder, Frost	Matte	\$703.58
Set on Side Splash	4" x 22" x 3/4"		Heather, Boulder, Frost	Matte	\$59.65


## Stock Colors:




Boulder



Frost



Heather



Snow



White/White



### 105 Elegance Bowl

OD (includes recessed faucet deck: 22-3/4" x 18" x 6-3/8")

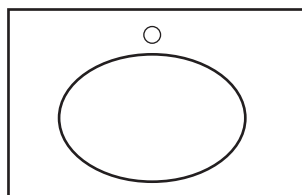
Bowl Dimension: 17-1/4" x 12"

(Available as custom for other lines)

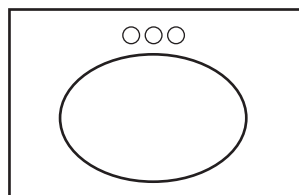
Venetian / Roma

- All in-stock tops have an eased edge left/right and front
- Roma and Venetian have a 4" backsplash from deck up
- Roma tops have a 5-year limited warranty
- Venetian tops have a 1-year limited warranty
- An extra \$20.00 will be added for drilling additional faucet holes per top

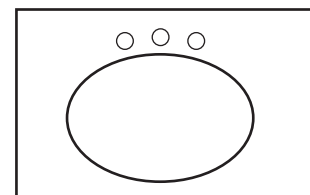
## Faucet Drillings:



Center Hole



4" OC



8" OC

Samples must be exposed to light to avoid discoloration. Dark matte colors need polishing to maintain their original luster.

## Water Crest & Roma Colors




Aggregate




Ash




Canyon



Cappuccino



City Gray



Coal



Desert



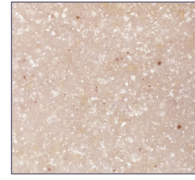
Kodiak




\*Matterhorn



Mont Blanc



Oatmeal



Outback




Pebble



Pecan



Sienna




\*Snow Cloud




Walnut Toffee

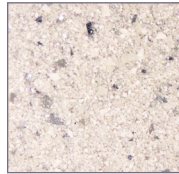
Large Particulate Series - 10% Upcharge applies to Modulars and Custom



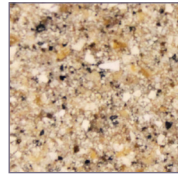
Alpine




\*Boulder




\*Frost




Harvest




\*Heather



Hickory



Slate




Stone Creek

---

## Florence & Venetian Colors



Frappe



Galaxy




Glacier



Grecian



Ice Gray



Krypton




Light Taupe



Linen



Parchment



*Pure Linen  
(not available as a  
two-tone bowl color)*



Sand Dollar




\*Snow



\*White/White

Available for bowl color only:



Cream



Tusk

\*Denotes stock color | Colors sample are a representation only. View actual color samples prior to ordering.



# Non-Stock Program

suggested retail pricing

Standard Tops-Modular Standard Depth is 22"	Bowl	Venetian-Marble 3/4" Thick Deck	Roma-Granite 3/4" Thick Deck
1917	114 Redondo	\$205.44	\$265.41
2519	104 Catalina	\$209.71	\$341.38
3119	104 Catalina	\$299.96	\$396.95
3719	104 Catalina	\$342.52	\$453.66
2522	105 Elegance	\$285.49	\$377.66
3122	105 Elegance	\$334.86	\$443.44
3722	105 Elegance	\$383.38	\$508.08
4322	105 Elegance	\$432.75	\$573.84
4922	105 Elegance	\$482.12	\$639.62
5522	105 Elegance	\$531.49	\$705.37
6122	105 Elegance	\$580.01	\$770.01
7322	105 Elegance	\$839.62	\$1,116.71
6122DBL (Specify Centers of Bowls)	105 Elegance	\$822.60	\$1,092.91
7322DBL (Specify Centers of Bowls)	105 Elegance	\$942.62	\$1,252.80
Set On Side Splash 422		\$43.55	\$54.23
Per Bowl Two-Tone Bowl Upcharge Snow - Cream - Tusk (Specify Color)		\$192.99	\$192.99
Large Particulate Color		n/a	ADD 10%
Standard Tops-Modular Standard Depth is 22-1/4"	Bowl	Florence-Marble 1-1/8" Thick Deck	Water Crest-Granite 1-1/8" Thick Deck
2522	102 Malibu	\$337.66	\$511.48
3122	101 Malibu	\$396.31	\$601.06
3722	101 Malibu	\$453.95	\$689.09
4322	101 Malibu	\$512.60	\$778.66
4922	101 Malibu	\$571.25	\$868.24
5522	101 Malibu	\$629.90	\$957.82
6122	101 Malibu	\$687.54	\$1,045.85
7322	101 Malibu	\$995.97	\$1,516.90
6122DBL (Specify Centers of Bowls)	101 Malibu	\$975.74	\$1,485.73
7322DBL (Specify Centers of Bowls)	101 Malibu	\$1,118.33	\$1,703.77
Set On Side Splash 422		\$50.04	\$89.64
Per Bowl Two-Tone Bowl Upcharge Snow - Cream - Tusk (Specify Color)		\$192.99	\$192.99
Large Particulate Color		n/a	ADD 10%

*\*All sinks centered on top with the exception of double bowls. Double bowl center lines can be specified as needed.*



### 101 Malibu Bowl

OD (includes recessed faucet deck: 21" x 17-3/8" x 7"  
Bowl Dimension: 21" x 13-5/8"  
Florence / Water Crest only



### 104 Catalina Bowl

15-1/8" x 11-5/8" x 5-1/8" Depth  
available in 19" deep tops



### 105 Elegance Bowl

OD (includes recessed faucet deck: 22-3/4" x 18" x 6-3/8"  
Bowl Dimension: 17-1/4" x 12"  
(Available as custom for other lines)  
Venetian / Roma

## Bowl Options - 19" - 22" deep tops



**104 Catalina Bowl**  
15-1/8" x 11-5/8" x 5-1/8" Depth



**106 Elegance Bowl**  
OD (includes recessed faucet deck):  
21-3/8" x 16-3/4" x 6-1/4"  
Bowl Dimension: 15-1/2" x 10-1/4"




**107M Futura Bowl**  
16-7/8" x 10-3/4" x 5-7/8" Depth



**107S Futura Bowl**  
13-3/4" x 9-1/4" x 5-7/8" Depth  
No Double Bowl Option  
in this Model



**110M Wave Bowl (No Overflow)**  
17-3/8" x 12" x 5-3/8" Depth



**114 Redondo**  
15-1/8" x 10-3/8" x 5-5/8" Depth

## Bowl Options - 22" deep tops



**103 Newport Bowl**  
17-1/2" x 14-1/8" x 5-5/8" Depth



**105 Elegance Bowl**  
OD (includes recessed faucet deck)  
22-3/4" x 18" x 6-3/8"  
Bowl Dimension: 17-1/4" x 12"



**107 Futura Bowl**  
19-7/8" x 12-7/8" x 5-7/8" Depth



**108 ADA Bowl (No Overflow)**  
18-1/2" x 13-1/8" x 3-5/8" Depth



**109 Canadian Bowl**  
20" x 13-3/4" x 6-3/4" Depth



**110 Wave Bowl (No Overflow)**  
17-3/8" x 12" x 5-3/8" Depth



**113 Celebrity (No Overflow)**  
17-3/8" x 12" x 5-3/8" Depth

**111 Wave Bowl (With Overflow)**

*This bowl will leave residue water in the bottom of the sink due to the very slight slope of the style.*

## FLORENCE & WATER CREST TOPS ONLY



**101 Malibu Bowl**  
OD (includes recessed faucet deck):  
21" x 17-3/8" x 7"  
Bowl Dimension: 21" x 13-5/8"



**102 Malibu Bowl**  
OD (includes recessed faucet deck):  
19" x 17-3/8" x 7"  
Bowl Dimension: 19" x 13-1/2"

# Custom Options

suggested retail pricing

Custom Tops		Venetian - Marble 3/4 Thick Deck	Roma - Granite 3/4 Thick Deck	Florence - Marble 1-1/8" Thick Deck	Water Crest- Granite 1-1/8" Thick Deck
<b>19" to 22" deep - Per Inch</b>		\$11.22	\$14.29	n/a	n/a
<b>22-1/4 deep - Per Inch</b>		n/a	n/a	\$11.55	\$16.32
Max Length is 144"					
Per Bowl	Specify Bowl	\$114.84	\$194.56	\$147.08	\$220.42
Set On Sideplash		\$43.55	\$54.23	\$50.04	\$89.64
Set On Sidesplash Against Cabinet		\$70.55	\$81.23	\$77.04	\$116.64
<b>Two-Tone Bowl - Per Bowl - Specify Color</b>		\$192.99	\$192.99	\$192.99	\$192.99
<b>Deep Top - Per Inch</b>		\$13.61	\$18.03	\$13.74	\$20.06
22-9/16 to 25-1/4 Set on Backsplash ONLY					
Set On Backsplash per sq ft		\$54.75	\$66.67	\$54.75	\$66.67
Set On Sidesplash per sq ft		\$54.75	\$66.67	\$54.75	\$66.67
Inch x Inch.. Divide by 144= SQ FT					
Per Bowl	Specify Bowl	\$114.84	\$194.56	\$147.08	\$220.42
Max Length is 95-1/2"					
<b>Tops with NO Backsplash</b>					
Per inch up to 22" Deep		\$11.22	\$14.29	\$11.02	\$16.32
Per Bowl	Specify Bowl	\$114.84	\$194.56	\$147.08	\$220.42
<b>Two-Tone Bowl - Per Bowl - Specify Color</b>		\$192.99	\$192.99	\$192.99	\$192.99
<b>Banjo Top - Per Inch Eased Edge Only</b>		\$12.31	\$15.99	\$13.73	\$18.03
Per Bowl	Specify Bowl	\$114.84	\$194.56	\$147.08	\$220.42
<b>Island Top</b>					
Per Sq Ft 23-1/2" or Less - 144" Max Length		\$54.75	\$66.67	\$59.86	\$85.71
Per Sq Ft 23-9/16" to 60" - 95-1/2" Max Length		\$54.75	\$66.67	\$59.86	\$85.71
Inch x Inch..Divide by 144 = SQ FT					
<b>Large Particulate colors add 10% to above Roma / Watercrest Pricing</b>					
<b>Edge Detail Options</b>					
Eased - Bevel - OG Need to Specify		n/a	n/a	No Extra Charge	No Extra Charge
Eased Edge only in Venetian and Roma					
<b>Faucet Hole Drillings</b>		No Extra Charge	No Extra Charge	No Extra Charge	No Extra Charge
4" 8" Single Hole		Need to Specify	Need to Specify	Need to Specify	Need to Specify
<b>Matte or Gloss Finish</b>		Need to Specify	Need to Specify	Need to Specify	Need to Specify
<b>Bowl Styles</b>	<b>Minimum</b>				
101 Malibu	14"				
102 Malibu	12-3/4"				
103 Newport	11"				
104 Catalina	10-1/2"				
105 Elegance	13"				
106 Elegance	11-3/4"				
107 Futura	12-1/2"				
107M Med. Futura	12"				
107S Small Futura	10-1/2"		No Double Bowl Option in this Model		
108 ADA (no overflow)	12"				
109 Canadian	12-1/2"				
110 Wave (no overflow)	11"				
110M Med Wave (no overflow)	11"				
111 Wave (with overflow)	11"				
113 Celebrity	13"				
114 Redondo	11"				

## Worksheet

Countertop/Island Price	
Bowl (s)	
Side Splash	
Backsplash	
Large Particulate Color Upcharge	
Two-Tone Option	
Multiplier	
Total	

# Custom Options

- Double Bowl Vanity
- Sidesplashes
- Two-tone Bowls: Now available in Water Crest and Roma colors. *(Call for Pricing)*
- Bevel and Ogee Edges (Not available in Roma, Venetian)
- Drop-In or Undermount Bowl
- Radius Corner (Specify 1", 2", 3", etc)
- Clipped/Angled Corner *(Specific dimensions must be provided)*
- Angle Edge to the Backsplash *(Specific dimensions must be provided)*
- Bumpout Top *(Bumpout corner straight or angled)*
- Loose or No Backsplash
- Left or Right Integral Sidesplash *(not available in Watercrest or Florence)*
- Banjo Top
- Top with no Bowl
- Standard with overflow *(no overflow with 108 ADA and 110 Wave)*

Note: Custom pricing will be applied to tops with no bowl or backsplash, and/or non-standard bowls, depths, offsets, widths etc.

- Finished ends must be specified on all custom tops.
- Max length for tops with an integral backsplash is 144".
- Max length for tops with no backsplash is 95-1/2".

## Edge Profiles:



Eased Edge



Bevel Edge



Ogee Edge

*Available in Florence or Water Crest only*

*Available in Florence or Water Crest only*

# Color Matched Caulking



Florence & Venetian Name	FormFill Caulk #
Frappe	5172
Galaxy	5418
Glacier	5319
Grecian	5915
Ice Gray	5688
Krypton	5331
Linen	3149
Lt. Taupe	5059
Parchment	5772
Pure Linen	5341
Sand Dollar	5341
Snow	5173
White/White	5172

Water Crest & Roma Name	FormFill Caulk #
Aggregate	5928
Alpine	3130
Ash	5915
Boulder	5642
Canyon	5592
Cappuccino	5009
City Gray	5073
Coal	3001
Desert	5948
Frost	5072
Harvest	3130
Heather	5670
Hickory	5836
Kodiak	5739
Matterhorn	3130
Mont Blanc	5324
Oatmeal	5649
Out Back	3145
Pebble	5928
Pecan	5422
Sienna	3130
Slate	5512
Snow Cloud	5171
Stone Creek	3130
Walnut Toffee	5642



**5.5oz. Tubes**

\$25.00 Each (stock)

\$80.80 Each (non-stock)

In-stock FormFill



## Caulking Gun (LKCFGUN) - \$9.90

The FormFill Caulking Gun will change the way you apply caulk, saving you money, time on the job and eliminating the need for 10 oz cartridges.

The unique controlled flow design (let up on the trigger and the flow stops) not only gives you unprecedented accuracy, but eliminates waste.



## **IN GENERAL:**

SFI's products require minimal care to maintain their original beauty.

Avoid exposure to strong chemicals. If strong chemicals/cleaners containing methylene chloride acetone (nail polish remover), or acid drain cleaners come in contact with your vanity top or bowl, quickly flush the surface with plenty of soapy, warm water.

Even though all surfaces are non-porous, use of hair dye has been known to stain light colored tops. Cleaners with bleach may counteract the stain, but are not recommended for general cleaning.

## **TOPS WITH MATTE FINISH:**

Tops with a matte finish can be cleaned with a damp cloth or sponge using general purpose cleaners.

SFI's products with a matte finish require minimal care to maintain their original beauty. These surfaces are non-porous so they can be cleaned with a damp cloth or sponge using non-abrasive cleaners. The surface may need occasional polishing to maintain the gloss appearance. You can purchase polish products at your local home improvement store. Follow instructions carefully as build up of polish will cause tops to look dull.

## **TOPS WITH GLOSS FINISH:**

Tops with a gloss finish can be cleaned with a damp cloth or sponge using non-abrasive cleaners.

SFI's products with a gloss finish require minimal care to maintain their original beauty. These surfaces are non-porous so they can be cleaned with a damp cloth or sponge using non-abrasive cleaners. The surface may need occasional polishing to maintain the gloss appearance. You can purchase polish products at your local home improvement store. Follow instructions carefully as build up of polish will cause tops to look dull.

---

## **TOPS WITH MATTE FINISH:**

### **Removing light stains and scratches:**

1. Use a green or silver Scotchbrite pad to remove stain or scratch
2. Dry and polish top using a solid surface cleaner/polish over the entire surface of the top.

### **Repairing or incidental scratches and stains:**

1. Use water and 280 or 320 grit, wet/dry sandpaper to gently sand the affected area until smooth. Depending upon the depth of the scratch, it may be necessary to use a flat sanding block to prevent sanding to an uneven surface. These sanding blocks can be purchased at any home center store.
2. Dry and polish top using a solid surface cleaner/polish over the entire surface of the top.

### **Repairing of major damage:**

1. The surface is highly impact resistant; however, heavy or pointed objects striking the surface can leave damage. If repair of this damage cannot be accomplished using the above steps, contact your dealer for further information and options.
2. Repair Kit available with instructions

## **TOPS WITH GLOSS FINISH:**

### **Repairing of incidental scratches and stains:**

1. Sand area with wet 600 grit (or comparable grit) sand paper. Deeper scratches may require sanding with 300 grit sand paper, then 600 grit and then continuing on to step 2.
2. Sand same area with wet 1200 grit (or comparable grit) sand paper.
3. Wash surface.
4. When surface is completely dry, apply a buffing compound, available at most auto parts stores.
5. Using a high speed buffer, buff entire area with buffing compound. Buff and re-apply buffing compound until area is back to original shine.

### **Repairing of major damage:**

1. The surface is highly impact resistant, however, heavy or pointed objects striking the surface can leave damage. If repair of the damage cannot be accomplished using the above steps, contact your dealer for further information and options.

# Warranty Information

## **FLORENCE / VENETIAN LIMITED WARRANTY:**

SFI, Inc. expressly warrants for a period of one (1) year its Florence or Venetian manufactured sink products are free from defects in material and workmanship on the date of delivery, subject to the limitations set forth in this Limited Warranty. This does not cover damages caused by failure of any adhesive, caulk, or other accessory, or failure of any joint or seam. This Limited Warranty covers the product for normal interior use in the United States, Mexico and Canada and does not cover the product moved from its original place of installation. Labor charges incurred during any installations are not included under this Limited Warranty.

SFI, Inc. will, at its option, repair, replace or refund the purchase price if a Florence or Venetian product fails due to manufacturing defect, which is discovered during the first one (1) year after the initial purchase.

This Limited Warranty applies to Florence or Venetian products that are maintained as described in the Care and Maintenance Guide. For service under this Limited Warranty, you must notify the dealer from whom you purchased the product or SFI, Inc. in writing, providing your name and address, a description of the product involved, the nature of the defect or failure, and proof of purchase and date of purchase.

**THIS LIMITED WARRANTY IS IN LIEU OF ALL OTHER WARRANTIES, EXPRESSED OR IMPLIED, AND SFI, INC EXPRESSLY DISCLAIMS ALL OTHER WARRANTIES, EXPRESSED OR IMPLIED, INCLUDING WITHOUT LIMITATION ANY IMPLIED WARRANTY OR MERCHANTABILITY OR FITNESS FOR A PARTICULAR PURPOSE. THIS LIMITED WARRANTY SETS FORTH THE PURCHASER'S SOLE REMEDY IN CONNECTION WITH THE SALE OR USE OF PRODUCTS COVERED BY THIS LIMITED WARRANTY AND IN NO EVENT SHALL SFI, Inc. BE OTHERWISE LIABLE FOR ANY LOSS, DAMAGE OR INJURY OF ANY NATURE ARISING OUT OF THE SALE OR USE OF THE PRODUCTS DELIVERED HEREUNDER, WHETHER FOR NEGLIGENCE, BREACH OF CONTRACT OR ANY OTHER LEGAL OR EQUITABLE THEORY. SFI, Inc. SHALL NOT BE LIABLE FOR ANY INDIRECT, SPECIAL, INCIDENTAL OR CONSEQUENTIAL DAMAGES ARISING OUT OF THE SALE OR USE OF SUCH PRODUCTS, INCLUDING BUT NOT LIMITED TO LOST PROFITS, REVENUES, ANTICIPATED SALES, BUSINESS OPPORTUNITIES OR FOR INTERRUPTION OF BUSINESS.**

Any oral statements about the products in this warranty that are not incorporated herein do not constitute warranties, shall not be relied upon by the buyer, and are not part of the contract for sale. The entire warranty is embodied in this Limited Warranty. This Limited Warranty is the complete and exclusive statement of the terms of such warranty.



---

## **WATER CREST / ROMA LIMITED WARRANTY:**

SFI, Inc. expressly warrants for a period of five (5) years that its manufactured sink products are free of defects in material and workmanship on the date of delivery, subject to the limitations set forth in this Limited Warranty. This does not cover damage caused by failure of any adhesive, caulk, or other accessory, or failure of any joint or seam. This Limited Warranty covers the product for normal interior use in the United States, Mexico and Canada and does not cover the product moved from original place of installation. Labor charges incurred during any installations are not included under this Limited Warranty.

SFI, Inc. will, at its option, repair, replace or refund the purchase price if a Water Crest or Roma product fails due to manufacturing defect, which is discovered during the first five (5) years after the initial purchase.

This Limited Warranty applies to Water Crest and Roma products that are maintained as described in the Care and Maintenance Guide. For service under this Limited Warranty, you must notify the dealer from whom you purchased the product or SFI, Inc. in writing, providing your name and address, a description of the product involved, the nature of the defect or failure, and proof of purchase and date of purchase.

**THIS LIMITED WARRANTY IS IN LIEU OF ALL OTHER WARRANTIES, EXPRESSED OR IMPLIED, AND SFI, INC EXPRESSLY DISCLAIMS ALL OTHER WARRANTIES, EXPRESSED OR IMPLIED, INCLUDING WITHOUT LIMITATION ANY IMPLIED WARRANTY OR MERCHANTABILITY OR FITNESS FOR A PARTICULAR PURPOSE. THIS LIMITED WARRANTY SETS FORTH THE PURCHASER'S SOLE REMEDY IN CONNECTION WITH THE SALE OR USE OF PRODUCTS COVERED BY THIS LIMITED WARRANTY AND IN NO EVENT SHALL SFI, Inc. BE OTHERWISE LIABLE FOR ANY LOSS, DAMAGE OR INJURY OF ANY NATURE ARISING OUT OF THE SALE OR USE OF THE PRODUCTS DELIVERED HEREUNDER, WHETHER FOR NEGLIGENCE, BREACH OF CONTRACT OR ANY OTHER LEGAL OR EQUITABLE THEORY. SFI, Inc. SHALL NOT BE LIABLE FOR ANY INDIRECT, SPECIAL, INCIDENTAL OR CONSEQUENTIAL DAMAGES ARISING OUT OF THE SALE OR USE OF SUCH PRODUCTS, INCLUDING BUT NOT LIMITED TO LOST PROFITS, REVENUES, ANTICIPATED SALES, BUSINESS OPPORTUNITIES OR FOR INTERRUPTION OF BUSINESS.**

Any oral statements about the products in this warranty that are not incorporated herein do not constitute warranties, shall not be relied upon by the buyer, and are not part of the contract for sale. The entire warranty is embodied in this Limited Warranty. This Limited Warranty is the complete and exclusive statement of the terms of such warranty.



Date: \_\_\_\_\_  
 Company Name: \_\_\_\_\_ PO #: \_\_\_\_\_  
 Your Name: \_\_\_\_\_ Tag : \_\_\_\_\_

**Style:** WC RM FL VEN  
**Edge Profile:** Bevel Eased OG  
 Matte Gloss Qty: \_\_\_\_\_

**Center Bowl**

Color: \_\_\_\_\_ Bowl: \_\_\_\_\_  
 Sidesplash Left: \_\_\_\_\_ Sidesplash Right: \_\_\_\_\_  
 Finish End Left: \_\_\_\_\_ Finish End Right: \_\_\_\_\_  
 Drill: 4 8 Center ( 1 hole) None  
 Color Matched Caulk: Yes No

Total \$ \_\_\_\_\_

**Style:** WC RM FL VEN  
**Edge Profile:** Bevel Eased OG  
 Matte Gloss Qty: \_\_\_\_\_

**Offset Bowl - indicate offset  
 Left or Right (to center of bowl)**

Color: \_\_\_\_\_ Bowl: \_\_\_\_\_  
 Sidesplash Left: \_\_\_\_\_ Sidesplash Right: \_\_\_\_\_  
 Finish End Left: \_\_\_\_\_ Finish End Right: \_\_\_\_\_  
 Drill: 4 8 Center ( 1 hole) None  
 Color Matched Caulk: Yes No

Total \$ \_\_\_\_\_

**Style:** WC RM FL VEN  
**Edge Profile:** Bevel Eased OG  
 Matte Gloss Qty: \_\_\_\_\_

**Double Bowl - Indicate offsets  
 Left and Right (to center of bowl)**

Color: \_\_\_\_\_ Bowl: \_\_\_\_\_  
 Sidesplash Left: \_\_\_\_\_ Sidesplash Right: \_\_\_\_\_  
 Finish End Left: \_\_\_\_\_ Finish End Right: \_\_\_\_\_  
 Drill: 4 8 Center ( 1 hole) None  
 Color Matched Caulk: Yes No

Total \$ \_\_\_\_\_

**Style:** WC RM FL VEN  
**Edge Profile:** Bevel Eased OG  
**Island Top** All 4 Edges Y N  
 Matte Gloss Qty: \_\_\_\_\_

**Flat Panel**

**Indicate:  
 With Backsplash or No Backsplash**

Color: \_\_\_\_\_ Bowl: \_\_\_\_\_  
 Sidesplash Left: \_\_\_\_\_ Sidesplash Right: \_\_\_\_\_  
 Finish End Left: \_\_\_\_\_ Finish End Right: \_\_\_\_\_  
 Drill: 4 8 Center ( 1 hole) None  
 Color Matched Caulk: Yes No

Total \$ \_\_\_\_\_

Available Bowls and Minimum Offsets:

101 Malibu	14"	Not available in 3/4" thick tops
102 Malibu	12-3/4"	Not available in 3/4" thick tops
103 Newport	11"	
104 Catalina	10-1/2"	
105 Elegance	13"	
106 Elegance	11-3/4"	
107 Futura	12-1/2"	
107M Futura	12"	
107S Futura	10-1/2" (No Double Bowl Option in this Model)	
108 ADA Compliant	12-1/4" (no overflow)	

Available Bowls and Minimum Offsets:

109 Canadian	12-1/2"
110 Wave	11" (no overflow)
110M Wave	11"
111 Wave	11" (with overflow)
113 Celebrity	13"
114 Redondo	11"

Flat panel size limitations:  
 144" x 23" (with backsplash) or 95" x 60" (w/o backsplash)



Countertop: City Gray  
Sink: 103 Newport (Snow)



Showroom located at:  
806 NP Ave | Fargo

828 NP Ave  
Fargo, ND 58102  
ph 701.298.0644  
800.298.0644  
fx 701.235.0584

Showroom located at:  
171 Eastdale Dr | Bismarck  
ph 701.751.6024

Shop Located at:  
3700 Global Drive  
Bismarck, ND 58501  
ph 701.223.4307  
fx 701.323.7143

130 Riverside Road  
Billings, MT 59101  
ph 406.245.6770  
fx 406.245.6975

12811 Alfalfa Lane SW  
Pillager, MN 56473  
ph 800.298.0644  
fx 218.515.6015

4501 103rd Court NE, Ste 170  
Blaine, MN 55014  
ph 763.270.0580  
fx 763.444.1803