

About 3,200 Sq Ft. This house sits on three acres in a desirable township with 200 ft frontage. To take advantage of the large three-acre lot, two large decks were built on the front and back of the house. Notice the separate in-law suite with full bathroom and kitchen

A large deck was added to both the front and back.



The deck is being painted to enhance its curb appeal.





The high quality slate roof was professionally repaired. All cracked and dislodged slates were replaced and a new steel ridge installed.



The color of the deck will match the photo below.



Kitchen:

Originally the kitchen was about half the size. There was a wall which created a separate room. The entire house was stripped down to the studs. The entire house has new insulation, HVAC, ducts and electric wiring was installed.

The wall in the photo below was removed to enlarge the kitchen to 33ft x 14ft.






Electric wires and ductwork needed to be removed and reinstalled to accommodate removing the wall to expand the kitchen.





New outlets, switches and lighting was added throughout the kitchen:





A sliding door was installed to access the large back deck from the kitchen.



Below are photos of the new plumbing for the second-floor bathroom where a laundry room was added for convenience. There is no longer a need to go down two flights of stairs into the basement to do laundry. The washer and dryer are now on the same floor as the bedrooms.






Soffits were added which contain ventilation to outside, plumbing and electrical:






A new floor was installed. First the existing floor needed to be repaired where the wall was removed, then leveled in preparation for new flooring:







High end cabinets were installed:





The counter and island will have top quality granite. The granite is already ordered and paid.
In addition, the kitchen will have all new appliances which are already ordered and paid.
The appliances include a new washer and dryer for the new second floor laundry room.

This is a rendering of the kitchen



<small>Note: This drawing is an artistic interpretation of the general appearance of the design. It is not meant to be an exact rendition.</small>		<small>Designed: 7/23/2018 Printed: 7/27/2018</small>
<small>Denver Barry Kitchen 7-23</small>	<small>Drawing 1</small>	<small>Drawing # 1</small>



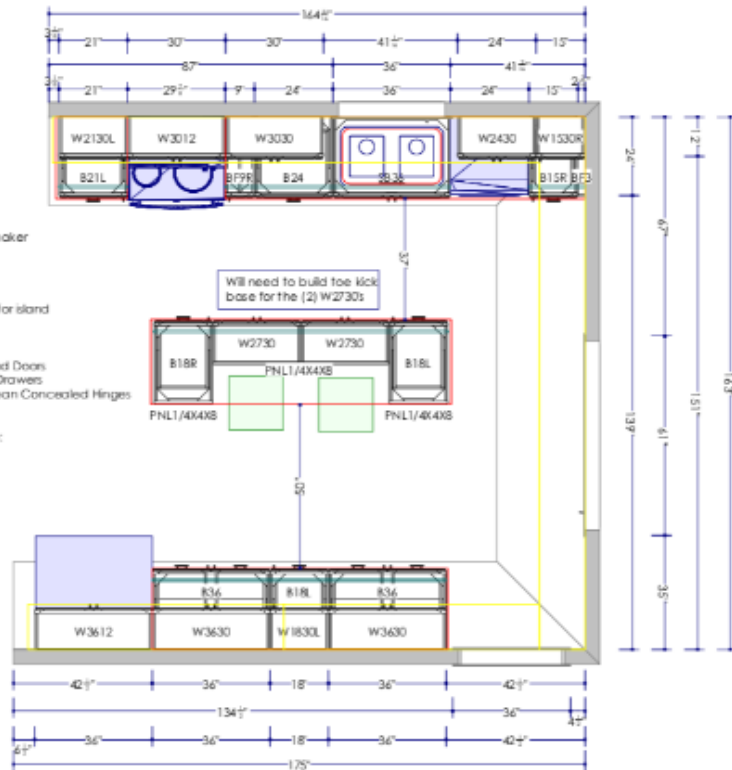
Note: This drawing is an artistic interpretation of the general appearance of the design. It is not meant to be an exact rendition.



Designed: 7/23/2018
Printed: 7/27/2018

Denver Barry Kitchen 7-23

Drawing 3 Drawing # 1



Note: This drawing is an artistic interpretation of the general appearance of the design. It is not meant to be an exact rendition.



Designed: 7/23/2018
Printed: 7/27/2018

Denver Barry Kitchen 7-23

Drawing 2 Drawing # 1


The living room:



Though the double doors is a new sunroom. The front porch was enclosed, heat and electrical was added to create a four-season room on the front of the house.

Next to the stairs leading to the second floor, a new full bathroom was added:





The ceramic tile is already purchased and on site.

There are four full bathrooms. Originally this house had only one. All four bathrooms will have new vanity, fixtures, toilet, bath / shower and ceramic tile. All plumbing and electrical is new.

The stairs to the second floor have been stripped and sanded. The intended color is below right.





The fireplace is a wood burning and gas. The brick will be painted white to match the trim, baseboards and crown moldings.



The living room is a large 33ft x 17ft. Its between the kitchen and sunroom. It has a fireplace and a full bathroom. Plenty of light from all four directions.

Sunroom:



The sunroom has two entrances. One leading to the large wraparound deck on the front and side of house. The other door leads an extra wide platform staircase. The sunroom has all new subflooring, floors, insulation and HVAC.





Deck leading to sunroom door.


The sunroom floors will match the kitchen floor. The subfloor is new double $\frac{3}{4}$ inch plywood.

Bedroom 1 of 4:

This bedroom is in the front of the house. We added a full bathroom and walk in closet:









Walk-in closet -



All drywall in bedroom #1 is up, taped, sanded and ready for paint.

Bedroom 2 of 4:



This is a photo of the closet space which spans the entire wall of bedroom #2. The large middle closet is deep and wide. It will have a full-length mirror sliding door. The mirror sliding door is purchased, paid and should be delivered November 28th.





Bedroom 3 of 4:



This bedroom has an oversized closet and will have a full-length sliding mirror door.





Second floor full bath and laundry:







Bedroom #4 of 4 In-law Suite:



All new studs, electric wiring & panel, new floor, cedar ceiling, roof, windows, insulation. Full bath & kitchen.



Basement:

8 glass block windows installed,




All walls were parge coated with cement –



Before and after parge coating –








The room in the basement above will be turned into a wine tasting cellar. Our goal is to turn an ugly basement into a selling feature.



Proposed Idea for basement room

The area at the bottom of the basement stairs will be turned into a coat and mudroom & pantry. As you enter the side door to the house the stairs are directly as you walk in.



Follow is planned:



Pantry

In-Law suite:






All plumbing, electrical and sewer is instated. Ready to drywall.


Sun Room:



Living Room:

Full bath off Living Room. Complete.





Second Floor Hall:



Baster Bed Room:




Master Bath:



Second Bed Room:



Second Floor Bath Room and Laundry:







Third Bed Room:






Kitchen:



Basement:







As of June 4, this property is 95% finished.


































Below are some BEFORE & AFTER photos:























