

Marine Pleasure N67

N67 550

404 kW

Rating type A1: 404 kW (550 HP) @ 3200 rpm
 Rating type A2: 368 kW (500 HP) @ 3200 rpm
 Rating type B: 353 kW (480 HP) @ 3200 rpm
 Rating type C: - kW (- HP) @ - rpm

SPECIFICATIONS

Thermodynamic cycle		Diesel 4 stroke
Air handling		TCA
Cylinders arrangement		6L
Bore x Stroke	millimeters	104 x 132
Total displacement	liters	6.7
Valves per cylinder	number	4
Cooling System		liquid
Direction of Rotation (viewed facing flywheel)		CCW
Engine management		by EDC (Electronic Diesel Control)
Injection System		ECR


WEIGHT AND DIMENSIONS

Dimensions	LxWxH (mm)	1089 x 850 x 825
Dry Weight	Kg	721

DIMENSIONS CAN BE CHANGED ACCORDING TO ENGINE OPTIONS

STANDARD CONFIGURATION

Flywheel housing	type	SAE 3
Flywheel size	inch	11" ½
Air filter		rear side
Turbocharger		Waste Gate (water cooled) Turbo with Aftercooler (TCA)
Heat exchanger		tube type
Exhaust gas water mixer - Exhaust cooled elbow		-
Water charge tank		included
Fuel filter	number	1 - left side
Fuel prefilter		included (loose)
Fuel pump		included
Oil filter	number	1 - right side
Oil sump		aluminium
Oil vapours blowby circuit		rear
Oil heat exchanger		external heat exchanger
Oil filler		by cylinder head cover
Starter		12V - 3kW
Alternator		12 V - 90 A
Engine stop device		by electronic central unit
Wiring harness		with negative to ground connection
Painting color		white "ICE"



IMAGES SHOWN ARE FOR ILLUSTRATION PURPOSE ONLY

ELECTRICAL SYSTEM

Voltage	V	12
---------	---	----

NOT INCLUDED IN STANDARD CONFIGURATION

Battery - minimum capacity recommended	Ah	120 Ah
Battery - minimum cold cranking capacity recommended	Ah	900 Ah

LEGEND

Arrangement	Air Handling	Turbocharger	Injection System	Exhaust System
L (in line)	TCA (Turbocharged with aftercooler)	WG (Wastegate)	M (Mechanical)	EGR (Exhaust Gas Recirculation)
V (90° "V" configuration)	TC (Turbocharged)	VGT (Variable Geometry Turbocharger)	ECR (Electronic Common Rail)	SCR (Selective Catalytic Reduction)
	NA (Naturally Aspirated)	TST (Twin Stage Turbocharger)	EUI (Electronic Unit Injector)	
			MPI (Multi Point Injection)	

A1	High Performance Crafts. Full throttle operation restricted within 10% of total use period. Cruising speed at engine rpm <90% of rated speed setting - Maximum usage 300 hours per year.
A2	Pleasure Commercial Vessels. Full throttle operation restricted within 10% of total use period. Cruising speed at engine rpm <90% of rated speed setting - Maximum usage 1000 hours per year.
B	Light Duty: Full throttle operation restricted within 10% of use period. Cruising speed at engine rpm <90% of rated speed setting - Maximum usage 1500 hours per year.
C	Medium Duty: Full throttle operation < 25% of use period. Cruising speed at engine rpm <90% of rated speed setting - Maximum usage 3000 hours per year.
D	Heavy Duty

FOR INFORMATION ON THE AVAILABLE RATINGS NOT LISTED IN THIS DOCUMENT PLEASE CONTACT THE FPT INDUSTRIAL SALES NETWORK OR VISIT OUR SITE WWW.FPTINDUSTRIAL.COM

SPECIFICATION SUBJECT TO CHANGE WITHOUT NOTICE

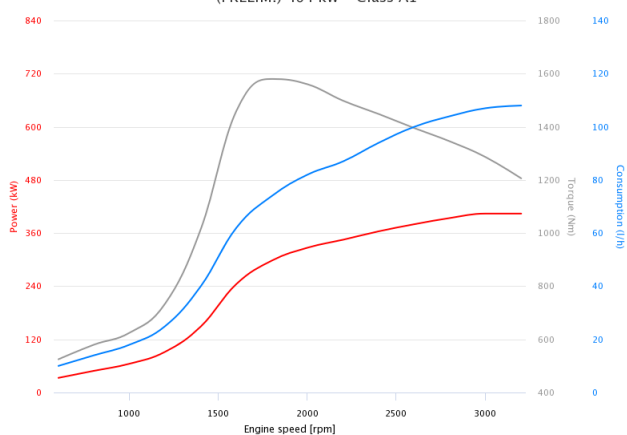


RATING TYPE		A1	A2	B	C
Maximum power [*]	kW (HP)	404 (550)	368 (500)	353 (480)	- (-)
At speed	rpm	3200	3200	3200	-
Maximum no load governed speed at max rating	rpm	3350	3350	3350	-
Minimum idling speed	rpm	600	600	600	-
Mean piston speed at rated speed	m/s	14.1	14.1	14.1	-
BMEP at max power	bar	22.3	20.5	19.8	-
Specific fuel consumption at full load (best value)	g/kWh @ rpm	230	227	226	-
Oil consumption at max rating	(% of fuel con		<0.2		
Minimum starting temperature without auxiliaries	°C		0°		
Oil and oil filter maintenance interval for replacement	hours		300		

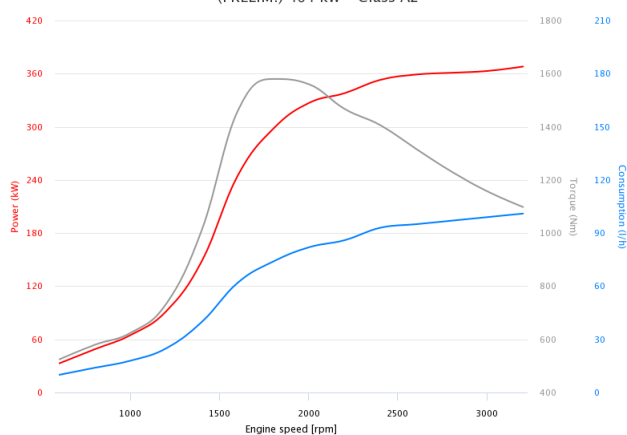
* Net Power at flywheel according to ISO 8665, after 50 hours running, Fuel Diesel EN 590. Power tolerance 5%.
Test conditions: 25 °C air temperature, 100 kPa atmospheric pressure, 30 % relative humidity .

POWER & TORQUE

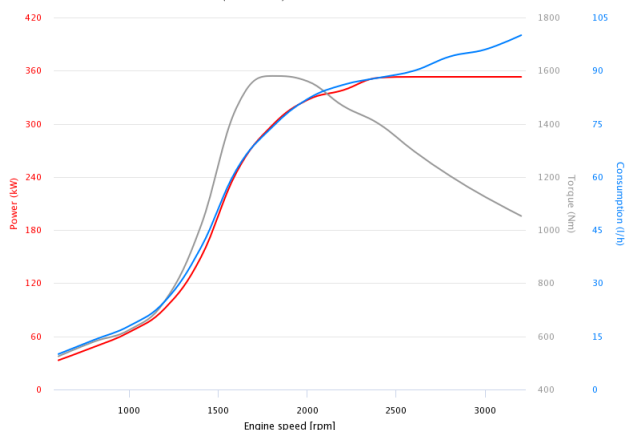
IMO MARPOL Tier2, EU-RCD Stage II, USA-EPA Tier3 RECREATIONAL | N67 550
(PRELIM.) 404 kW – Class A1



IMO MARPOL Tier2, EU-RCD Stage II, USA-EPA Tier3 RECREATIONAL | N67 550
(PRELIM.) 404 kW – Class A2



IMO MARPOL Tier2, EU-RCD Stage II, USA-EPA Tier3 RECREATIONAL | N67 550
(PRELIM.) 404 kW – Class B



LEGEND

Arrangement	Air Handling	Turbocharger	Injection System	Exhaust System
L (in line)	TCA (Turbocharged with aftercooler)	WG (Wastegate)	M (Mechanical)	EGR (Exhaust Gas Recirculation)
V (90° "V" configuration)	TC (Turbocharged)	VG (Variable Geometry Turbocharger)	ECR (Electronic Common Rail)	SCR (Selective Catalytic Reduction)
	NA (Naturally Aspirated)	TST (Twin Stage Turbocharger)	EUI (Electronic Unit Injector)	
			MPI (Multi Point Injection)	

- A1** High Performance Crafts. Full throttle operation restricted within 10% of total use period. Cruising speed at engine rpm <90% of rated speed setting - Maximum usage 300 hours per year.
- A2** Pleasure Commercial Vessels. Full throttle operation restricted within 10% of total use period. Cruising speed at engine rpm <90% of rated speed setting - Maximum usage 1000 hours per year.
- B** Light Duty: Full throttle operation restricted within 10% of use period. Cruising speed at engine rpm <90% of rated speed setting - Maximum usage 1500 hours per year.
- C** Medium Duty: Full throttle operation < 25% of use period. Cruising speed at engine rpm <90% of rated speed setting - Maximum usage 3000 hours per year.
- D** Heavy Duty

FOR INFORMATION ON THE AVAILABLE RATINGS NOT LISTED IN THIS DOCUMENT PLEASE CONTACT THE FPT INDUSTRIAL SALES NETWORK OR VISIT OUR SITE WWW.FPTINDUSTRIAL.COM

SPECIFICATION SUBJECT TO CHANGE WITHOUT NOTICE

