










 Exciting News!   In celebration of my new book "Surf Soup TV and the Magical Hair No Haircuts! The Surf Contest and Beach Clean Up Book 11 Volume 5," I'm thrilled to share a special gift with you all!   

As part of our commitment to environmental education and fostering a love for our oceans, I've created a FREE beach clean-up guide for kids   . It's a fun and educational activity that teaches young ones about the importance of caring for our planet and taking responsibility for keeping our beaches clean.

To get your hands on this awesome guide, simply click the link below: 

 <https://surfsoup.tv/librarian-teacher-parent> 

Join us in making a positive impact and embark on an enchanting journey with Koa and his friends!   Don't miss out on this wonderful opportunity to get involved and protect our beautiful beaches and oceans!



Here's a step-by-step guide to help you plan and execute a successful beach clean-up:

Step 1: Choose a Date and Location

Select a suitable date and time for the beach clean-up. Consider weekends or holidays when children are more likely to be available. Choose a local beach or coastline that needs cleaning and has safe and accessible areas for the children to work in.

Step 2: Get Permission and Support

Contact local authorities, such as the city council or beach management, to get permission for the beach clean-up. Inform them about your plan, the age range of participants, and the purpose of the event. Seek support from parents, teachers, and community members who may be interested in volunteering or providing materials.

Step 3: Gather Supplies

Create a list of supplies needed for the clean-up. Some essential items include gloves, trash bags, buckets, tongs or grabbers, and first-aid kits. You can also provide reusable water bottles and snacks for the children.

Step 4: Educational Session

Before the clean-up day, hold an educational session for the children. Teach them about the importance of beach clean-ups, the impact of plastic pollution on marine life, and how they can make a difference. Use visuals, videos, and interactive activities to make it engaging and age-appropriate.

Step 5: Organize Teams and Assign Roles

Divide the children into teams, each with a responsible adult leader. Assign different roles within the teams, such as trash collectors, recyclable sorters, and data recorders. Explain each role's importance and how they contribute to the clean-up effort.

Step 6: Safety Briefing

On the clean-up day, conduct a safety briefing before starting. Emphasize the importance of wearing gloves and being cautious of sharp or hazardous objects. Instruct the children to call for help if they find anything potentially dangerous.

Step 7: Conduct the Clean-Up

Set a specific time frame for the clean-up, depending on the area's size and the children's attention span. Ensure they work in pairs or groups with adult supervision. Encourage them to pick up litter, plastic, and other debris, and place them in the appropriate trash bags or recycling bins.

Step 8: Data Collection

If possible, have data recorders on each team to keep track of the types and quantities of waste collected. This information can be used later for educational purposes and to raise awareness about beach pollution.

Step 9: Post-Clean-Up Celebration

After the clean-up, gather the children to celebrate their efforts. Recognize their hard work and the positive impact they made on the beach and marine life. You can organize games, activities, or a mini beach party to make it a fun and memorable experience.

Step 10: Follow-Up and Appreciation

Send thank-you notes or emails to the children, parents, teachers, and volunteers who participated in the beach clean-up. Share the data collected and the success of the event with the community to encourage ongoing support for environmental conservation.

By following these steps, you can organize a meaningful beach clean-up experience for children, instilling in them a sense of environmental responsibility and empowering them to protect our beautiful oceans for generations to come.

Disclaimer:

"Before engaging in any beach clean-up or environmental activity, we want to remind all kids that their safety is of utmost importance. Always seek the assistance and supervision of responsible adults when organizing or

participating in a beach clean-up event. Parents, teachers, or other trusted grown-ups can provide guidance, ensure proper safety measures are in place, and offer help with handling any potentially hazardous items. Remember, team efforts and adult support make these activities not only enjoyable but also safe and impactful for the environment. Let's work together to protect our beaches and oceans while keeping ourselves and others safe!"

<https://amzn.to/3pTrkGo>

<https://bit.ly/m/Surfsoup>

<https://Surfsoup.tv>