

SPOKANE VALLEY FIRE DEPARTMENT

Serving Our Community Since 1940

Frank Soto Jr - Fire Chief



Pursuing Excellence

About SVFD

Our Mission: *We are Professionals who care for our Community through
Emergency Response and Risk Reduction*

- Established in 1940, serve 136,000+ citizens across 75 square miles
- Governed by a 5-member elected Board of Fire Commissioners
- Employs 196 personnel – 165 uniformed and 31 civilians
- Received 22,433 total calls for service in 2021 (EMS 82%)
- Washington Surveying and Rating Bureau (WSRB) Class 2 Fire Department
- CPSE Accredited Fire Department

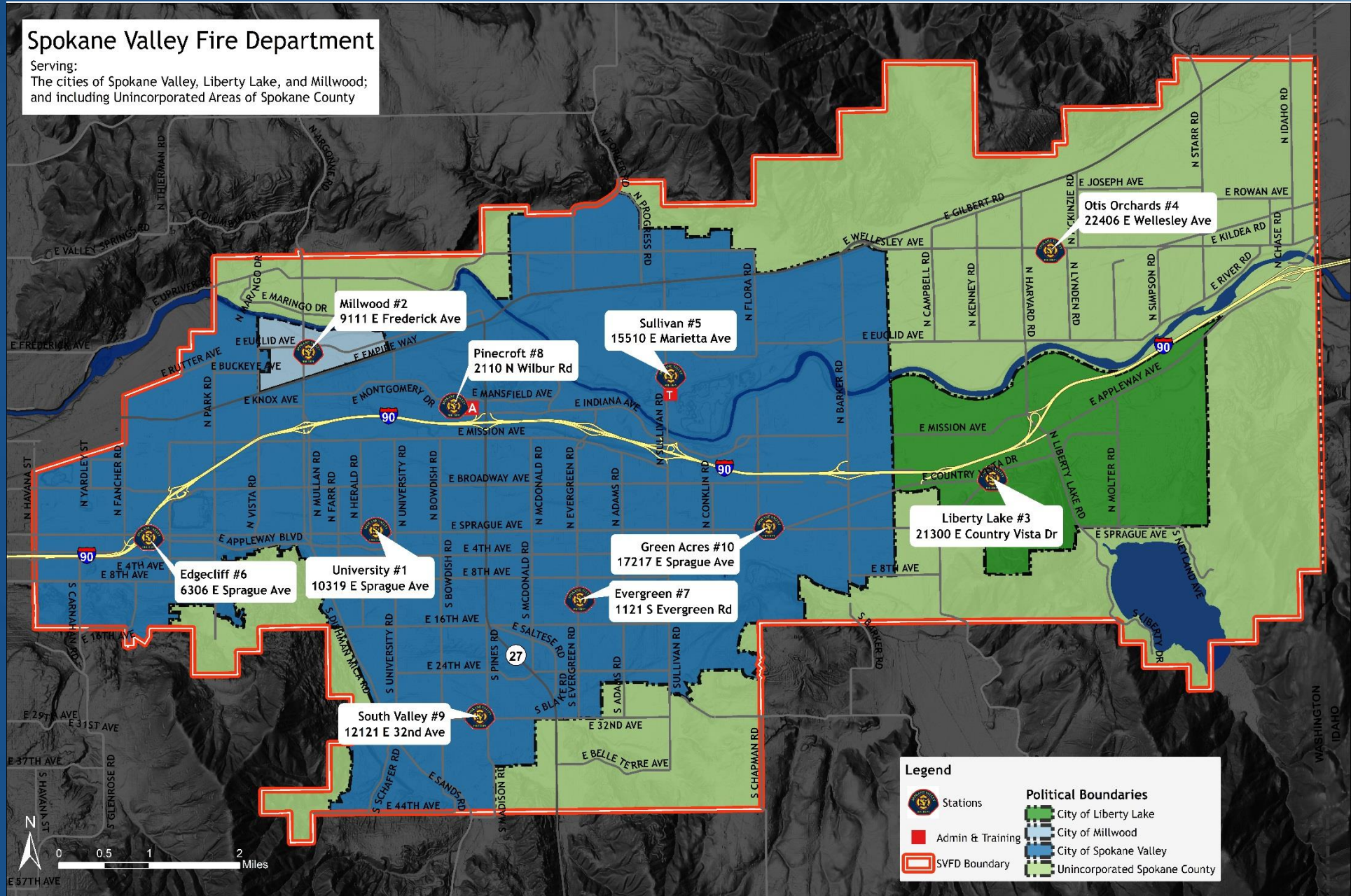
Continuous Quality Improvement

- Focused on excellence and quality improvement = higher service delivery levels for our citizens.
- CPSE Accredited Fire Departments (FDs) achieved and maintained designation as one of only 301 in the world.
 - » Only 7 FDs in WA and only public agency east of the Cascades.
 - » Accredited agencies are community-focused, data-driven, outcome-focused, strategic-minded, well organized, properly equipped, and properly staffed and trained.
- Washington Surveying and Rating Bureau (WSRB) Class 2 Fire Department
 - » Only 6 FDs in the WA and only agency east of the Cascades.
 - » The lower the Class rating , the lower your insurance rates (businesses and homeowners)
 - » While it is difficult to estimate the exact savings for residents and business owners, the increase or decrease on fire-insurance premiums is usually around 5% to 10% per point class. A Class 2 FD brings new homeowners and businesses to the area due to lower insurance costs.



Spokane Valley Fire Department

Serving:
The cities of Spokane Valley, Liberty Lake, and Millwood;
and including Unincorporated Areas of Spokane County



All-hazard Agency

We are more than a Fire Department.

We are highly invested in our community and the fire and life safety of every citizen and business within it.

- Emergency Medical Services - 17,262
 - » 2022 Heart Safe Community Award
 - Cardiac Survival Rates
 - 72% above USA last 3 years
 - 52% above USA last 8 years
 - 116 Lives Saved (2014-2021)
- Structural Fires – 62
 - » \$2.5M Lost in Fires
 - » \$88M Saved from Fires
- Wildland Fires - 77
- Haz-Mat Responses - 185
- Technical Rescue & Extrications - 45
- Water Rescues - 12
- Motor Vehicle Accidents - 1,088
- Rescue Task Force - 6
- Helicopter Rescue – 7 Requests (2 Missions)
- Fire Prevention – 790 Smoke Alarms
 - » 11 Lives saved (2016 – 2021)
- Investigations (Special Deputies) - 80
- Inspections and Permitting – 758
- Community Risk Reduction (CRR)
 - » Nationally Recognized
 - » Grab Bars, Bike Helmets, O2 Thermal Fuses
 - » WUI, Junior FM Program, Sound Off
 - » Home Safety Inspections
- Fire and EMS Education
 - » Fire Ext., Stop the Bleed, Hands Only CPR, etc.
 - » 4,140 Adults
 - » 7,500 Students
- Community Affairs
 - » Partnership with the Community through transparent communication
 - Public Safety Messaging – Fires , Medical
 - Public Engagement – Understanding your FD
 - Public Information
 - Public Education for each Division
- Supports our Public Safety Partners
 - » We have Interlocal Agreements providing AEDs to:
 - Liberty Lake PD
 - Spokane County Sheriff's Office
 - Spokane Valley Police Department
 - Auto Aid Agreements – D8, D9, SFD, KCF&R



FUNDING

2023 Adopted Budget

Adopted Revenues

❖ Property Taxes	\$ 51,600,000	98.29%
❖ Less TIF/Uncollected Taxes	\$ (550,000)	
❖ Fire Protection/Mobilizations	\$ 141,000	0.27%
❖ Fire Prevention Fees	\$ 226,000	0.44%
❖ Ambulance Contract Admin.	\$ 50,000	0.10%
❖ Fire Insurance Premium	\$ 220,000	0.42%
❖ Investment Earnings	\$ 200,000	0.39%
❖ Other Revenues	\$ 48,000	0.09%
TOTAL	\$ 51,935,000	

Adopted Expenditures

❖ Wages & Benefits	\$ 39,867,272	71.17%
❖ Supplies & Services	\$ 7,503,346	13.40%
❖ Capital	\$ 6,839,412	12.21%
❖ 41.18 Pension	\$ 1,305,000	2.33%
❖ Commissioner's Contingency	\$ 500,000	0.89%
TOTAL	\$ 56,015,030	

FUNDING

Funding Comes from the Following Areas:

1) **Regular Fire Levy**

» 39% in 2022, after PASSED Levy Lid Lift, 68% in 2023

2) **Maintenance & Operations (M&O) Special Excess Levy**

» 61% in 2022, after PASSED Levy Lid Lift, 32% in 2023

3) **All Other Revenue – 1.7%**

Speaking of the M&O Levy

Its Time for the M&O Levy

- *The Regular Fire Levy cannot fully fund the SVFD.*
- The SVFD is funded by 2 Levies. 1) Regular Fire Levy; 2) M&O Levy.
- The M&O Levy expires every 4 years.
- M&O Levy is not Permanent (Vote every 4 Years, Super Majority 60% Pass).
- SVFD is in the final year of its current M&O Levy cycle.
- SVFD will send M&O request to the voters in 2023 (for 2024-2027).

M&O Special Excess Levy for 2022 - 2027

		2022	2023			2024	2025	2026	2027	
Regular Levy	39%	\$19,144,003	\$35,100,000	68%	\$35,100,000	\$35,100,000	\$35,100,000	\$35,100,000	\$35,100,000	58%
Levy Rate/\$1,000 AV		\$1.05	\$1.50		\$1.50	\$1.50	\$1.50	\$1.50	\$1.50	
Excess Levy (M&O)	61%	\$30,098,494	\$16,500,000	32%	\$25,000,000	\$25,000,000	\$25,000,000	\$25,000,000	\$25,000,000	41%
Levy Rate/\$1,000 AV		\$1.66	\$0.71		\$1.08	\$1.08	\$1.08	\$1.08	\$1.08	
Total Levy Rate		\$2.71	\$2.21		\$2.58	\$2.58	\$2.58	\$2.58	\$2.58	
Property Taxes		49,242,497	51,600,000		60,100,000	60,100,000	60,100,000	60,100,000	60,100,000	
Less TIF/Uncollected Taxes		(450,000)	(550,000)		(575,000)	(600,000)	(200,000)	(200,000)	(200,000)	
Other Revenues		750,000	885,000		903,300	916,866	930,703	944,817	944,817	
Total Estimated Revenues		49,542,497	51,935,000		60,428,300	60,416,866	60,830,703	60,844,817	60,844,817	
Estimated Expenditures		58,494,831	56,015,030		58,668,290	58,804,463	61,292,671	62,979,776	62,979,776	
Ending Fund Balance		17,794,720	14,914,690		16,674,701	18,287,104	17,825,136	15,690,178	15,690,178	
Required Reserves		12,012,842	14,098,905		14,242,910	14,602,761	14,939,125	15,591,098	15,591,098	
Available Fund Balance		\$5,781,878	\$815,786		\$2,431,791	\$3,684,342	\$2,886,011	\$99,080	\$99,080	

The combined levy rate for 2023 would have been \$2.80 per \$1,000.

We are entitled to \$30M for 2023 but have only requested \$16.5M.

Asking for \$25M for New M&O - Down from \$30M from the previous M&O.

The lowest M&O levy rate since 1988 (2023 not included, SVFD lowered it).

The lowest combined levy rate (reg. fire levy and M&O) since 1990
(2023 not included, SVFD lowered it).

SVFD 2019 Levy

On February 12, 2019, SVFD voters were asked to replace the expiring SVFD four-year M&O levy. The voter approved Levy funds were used for day-to-day operations, as well as additional capital projects and initiatives:

- Replacement of aging fire vehicles – 5 Staff vehicles; 8 Apparatus; 2 Boats and Trailers
- Alternative Response Units (ARUs) – Squad 10
- Equipment and Training – Personal Protective Equipment (PPE), Information Technology, Thermal Imaging Cameras (TICs), Recruit Academy, Extrication, Facility Lighting, etc.
- Sullivan Fire Station #5 Remodel
- Replace aging Maintenance Facility
- Station 11?

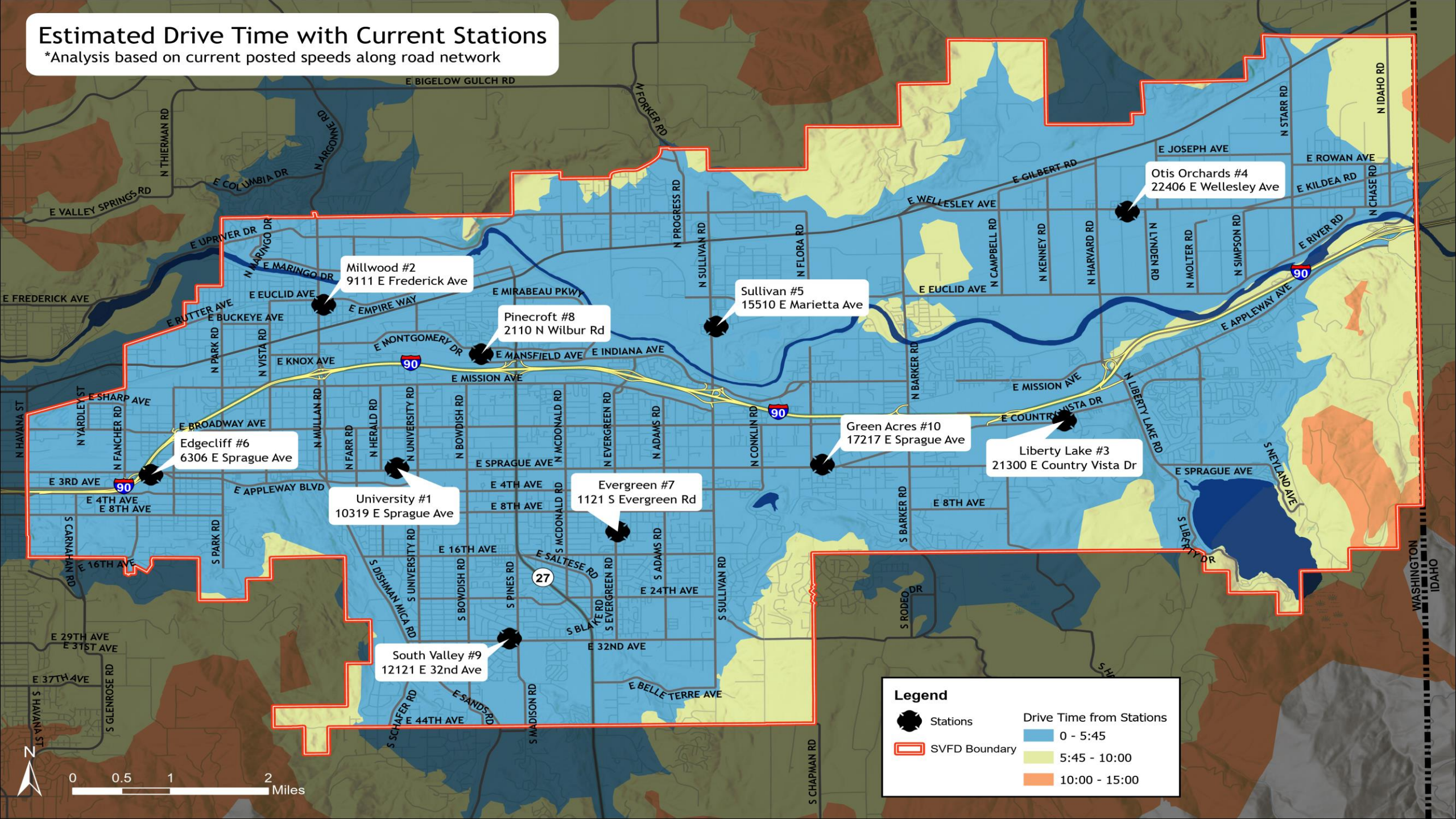
SVFD 2023 Levy

On February 14, 2023, SVFD voters will be asked to replace the expiring SVFD four-year M&O levy. The funds will be used for day-to-day operations, as well as additional capital projects and initiatives:

- Replacement of aging fire and staff vehicles – 28 – 10 staff, 18 Apparatus – 25 with average of 121K miles and 3 over 23 years old
- Addition of Firefighter/Paramedics and Firefighter/Emergency Medical Technicians – Need more Advanced Life Support (ALS) Stations and Personnel for the increase in calls
- Replacement of aging equipment – SCBA Air System/Packs/Decon, 5 Trailers (TRT, DEC, Foam, Comm, Cargo), Extrication, Hose and Nozzles, Thermal Imaging Cameras, Wellness, Software and Hardware
- Fire Station Remodels at 1, 2, 7, and 8
- Replace Training Facility (30 years old) and Tower (36 years old)
- Update to facilities (station security, cancer prevention, health during dispatching)
- Training of personnel – Continuous Quality Improvement

Estimated Drive Time with Current Stations

*Analysis based on current posted speeds along road network



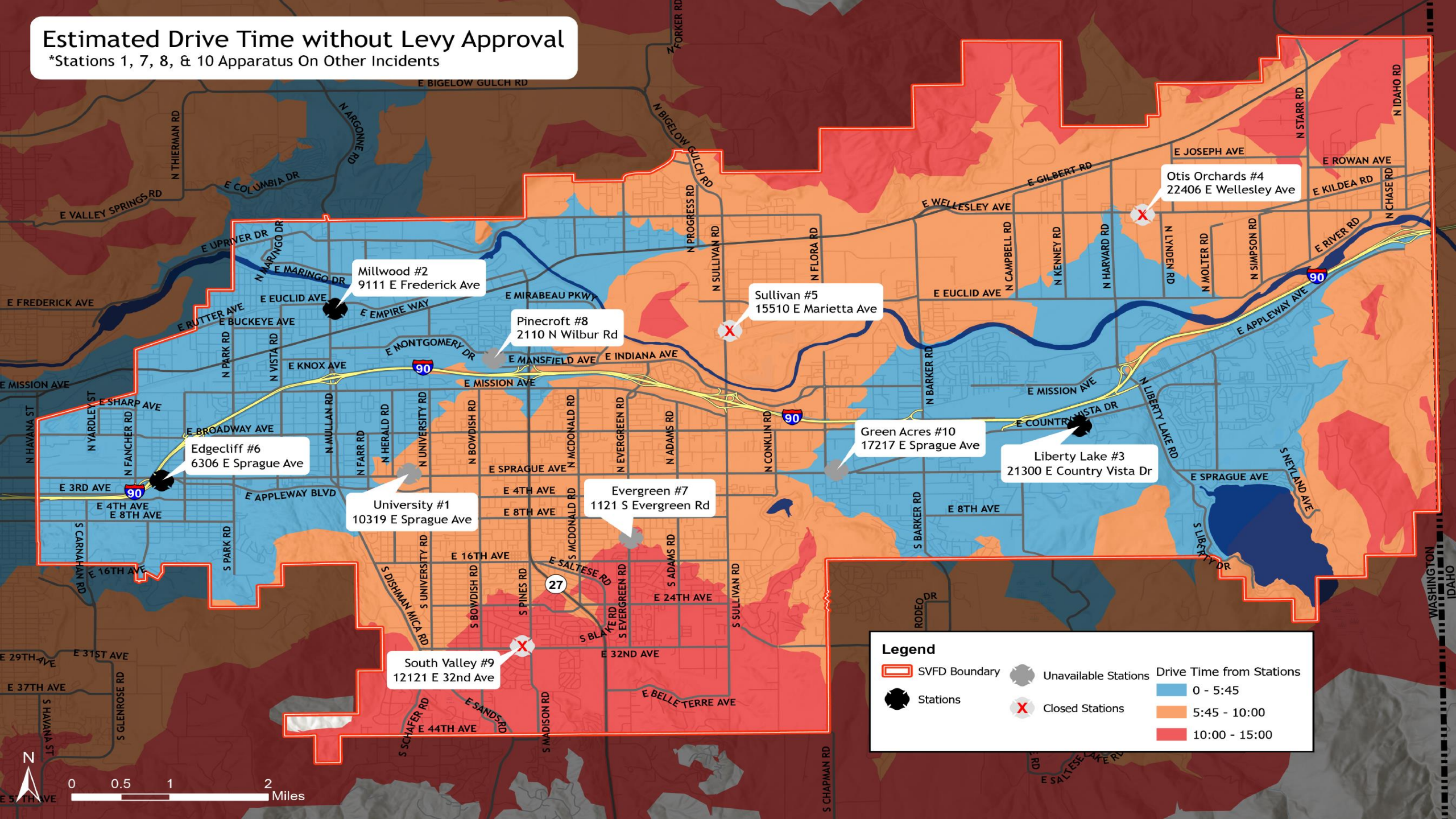
A photograph of three firefighters in full gear, including helmets and oxygen tanks, working at a fire scene. They are positioned in front of a building with a large fire and thick smoke. One firefighter is kneeling, another is standing and holding a hose, and a third is standing to the left. The scene is illuminated by the fire and emergency lights.

What happens if the M&O Levy doesn't pass?

- **Station Closures** – **66 positions (58 FFs) eliminated and 3 out of 10** fire stations will close, leaving only 7 stations spread out over 75 square miles, responding to 22,000+ emergency calls each year within 6-15 minutes **IF AVAILABLE**.
- **Reduction in ALS Services** – Advanced Life Support (60% of EMS calls) services **will be reduced** due to cost and staffing of FF/Paramedics.
- **No Auto Aid** – Cannot provide or receive Auto Aid.
- **Reduced Availability** – With only 30 FFs on duty each day, availability to respond to other emergencies will be slowed.
- **Higher Insurance Costs** – Diminished fire response services will increase SVFD's WSRB Class 2 rating to a **4/5**, resulting in higher fire insurance premiums for homeowners and businesses.
- **Bring before the voters again in 2023** (April, August, November).

Estimated Drive Time without Levy Approval

*Stations 1, 7, 8, & 10 Apparatus On Other Incidents



Millwood #2
9111 E Frederick Ave

Pinecroft #8
2110 N Wilbur Rd

Sullivan #5
15510 E Marietta Ave

Otis Orchards #4
22406 E Wellesley Ave

Edgecliff #6
6306 E Sprague Ave

University #1
10319 E Sprague Ave

Evergreen #7
1121 S Evergreen Rd

Green Acres #10
17217 E Sprague Ave

Liberty Lake #3
21300 E Country Vista Dr

South Valley #9
12121 E 32nd Ave

Legend

- SVFD Boundary
- Unavailable Stations
- Stations
- Closed Stations
- Drive Time from Stations
- 0 - 5:45
- 5:45 - 10:00
- 10:00 - 15:00



Key Takeaways

- SVFD is an **all-hazards** agency
 - We are **invested** in our community
 - The Community is **growing!**
 - Call volume is rapidly **increasing**
 - M&O Levy **ensures** timely response to you and your family 24 hours a day\
 - **Lowest M&O Levy Rate since 1988**
- **This M&O Levy is not a new tax, it replaces a 4-year levy that expires in 2023.**

Please vote February 14, 2023



In Closing

- Vote informed
- Questions? Email levycommittee@spokanevalleyfire.com
- Visit spokanevalleyfire.com for more information



Pursuing Excellence