

QUICK START GUIDE

RC-216 Receive-A-Cue



The RC-216 Receive-A-Cue system offers discrete, one-way in-ear cueing. The IR-10D induction receiver and NTC-102 neckloop eliminate the need for visible wires going directly to the ear.



The dual function M-216 transmitter can be used with the lapel microphone for live cueing or with the AUX input for transmitting audio from a line-level or headphone level audio source. The listener wears the PR-216 receiver and NTC-102 neckloop, which can be concealed underneath clothing. The NTC-102 neckloop then retransmits voice and/or audio directly to the IR-10D receiver via a magnetic induction re-transmission.


COMTEK[®]
COMMUNICATIONS TECHNOLOGY, INC.
First Quality In Wireless Sound

More information available online
www.comtek.com
sales@comtek.com / 800-496-3463

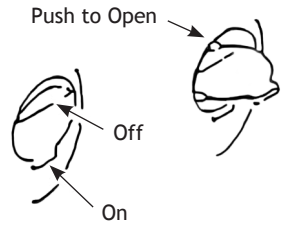
QUICK START GUIDE

IR-10D Induction Receiver

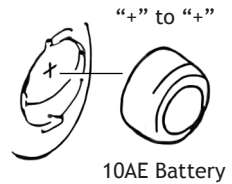
Receiver Insertion: The earpiece is designed to fit the right ear with the pull tab towards the bottom. Gently press the earpiece into the ear canal, twisting slightly at the same time until firmly in place.



On-Off Switch: The on-off switch is controlled by opening and closing the battery door. To switch the earpiece "on", close the battery door securely with a battery installed. To switch "off", open the battery door slightly by pressing down on the raised portion. To ensure fail-safe operation, a new battery should be used before each use.



Battery Insertion: Use only type 10AE batteries. Avoid touching the front and rear face of the battery during insertion. Match correct positive poles to each other as shown.



Volume Control: The volume of the earpiece is controlled by adjusting the volume control knob on the PR-216 body-pack receiver.

Cleaning: Use sterile cotton swabs to wipe the outside of the earpiece. **DO NOT USE WATER OR SOLVENTS: THESE WILL DAMAGE THE UNIT.** If wax builds up in the wax guard, remove the grill with the removal tool and replace the internal gauze. Replacement wax guards are included.

Note: The nylon pull cord is only to assist in the removal of the earpiece. This cord may be cut to a preferred length or removed if desired. This is not an antenna.

COMTEK[®]
COMMUNICATIONS TECHNOLOGY, INC.
First Quality In Wireless Sound

More information available online
www.comtek.com
sales@comtek.com / 800-496-3463