

# Orchidelirium!

Newsletter of the Port St. Lucie Orchid Society  
April 2024, Volume XXXV Issue 8

Co-Editors: Diane Bryant, email: pslosdiane@gmail.com  
Anne Menassian, email: amorchidnews@gmail.com

Visit us on the Web at: [www.pslos.org](http://www.pslos.org) — Join our FaceBook group!



## President's Message

John Erickson  
Your President



## 1st Vice President Message

Andrea Heitfield  
1st Vice President



Dear Members,

As we move into the spring season, it's time to start thinking about the common threat of insects such as aphids, spider mites, mealy bugs, and thrips. These tiny pests often go unnoticed until they've multiplied, causing visible damage. Thrips, for example, are small, cigar shaped insects that feed on flower buds and can be **very destructive**. Affected orchids often display distorted growth, including curled or twisted leaves and deformed flowers with irregular petal development. Additionally, silvery streaks may appear on leaves.

Recognizing these pests early is crucial for effective control. Keep a keen eye on new growth, buds, and the underside of leaves. Additional signs of infection include stippling or discoloration, sticky honeydew residue, and webs.

To prevent these issues, maintain good orchid care practices. Ensure proper air circulation around plants and regularly remove dead leaves or plant debris where insects may hide.

For control, several methods are effective. For small infestations, wiping leaves with a damp cloth or using an insecticidal soap can work. Neem oil is a natural option that suffocates insects and disrupts their life cycle. For those that have a life cycle, it's important to repeat treatments to catch any newly hatched insects. Catching them early can prevent a full-blown infestation. In severe cases, systemic insecticides may be necessary, but use these with caution, following label instructions.

No fooling our show is this month!!

If you are entering your blooming orchids, you must text me at 772-528-1955 or email at [tazzette55@gmail.com](mailto:tazzette55@gmail.com) by Wednesday evening. All orchids, bee creations/habitats, niches, and raffle baskets must be delivered to the Polish American Club Friday (4/5) before noon.

If you are clerking, you must be at the venue by 8:15 Saturday morning. Volunteers on Saturday and Sunday must be there at the time you signed up for.

We need donations for breakfast items for Sunday and side dishes and some snacks for Friday and Sunday. It is the Society's responsibility to feed our vendors and volunteers.

Raffle baskets will be raffled off at 2:00 p.m. on Sunday (4-7), and awards will be announced and given out at 3:00 p.m.

The show closes at 4:00 p.m., and we need volunteers to help take down and help vendors (if they wish) to load their vehicles.

I want to thank you in advance for your generosity with sponsorship and donated food and last, but not least, your time. Remember "If everyone is moving forward together, we can do so" -- Let's get Buzzing!

Our picnic is April 15th at Veterans Park across from the Rivergate Publix, so mark the date. The donation is \$5.00 for hamburgers and hotdogs. If you choose to bring your own lunch, feel free and, of course, no donation will be expected.

If you have any questions, please feel free to email or call.

Quote for the month ... "An Orchid Flower Petals in the breeze look like a butterfly flapping its wings."

# MEETINGS, EVENTS, AND SHOWS

**PSLOS April Meeting— April 15**

## **PSLOS Awards Retreat Monday, April 15**

**Relax by the beautiful St. Lucie River at Veterans' Memorial Park Rivergate! Festivities will begin at noon.**

**We will have our annual retreat with food, fun, and good company. Enjoy our corn hole game, bingo games, and basket raffles.**

**We will serve grilled hamburgers and hot dogs. There will be drinks as well as covered dishes brought by members.**

**Don't miss our  
"Picnic in the Park."**

As noted in our February newsletter, the Board approved on a trial basis to hold the annual picnic in April to hopefully escape the heat and to relax after the show.

# IT'S SHOWTIME!

## Schedule for Show Set-Up at the Polish-American Social Club

### Wednesday, April 3:

Notify Andrea Heitfeld by **email** of the names of your orchids you will be entering in the show to be judged (772-528-1955 or [tazzette55@gmail.com](mailto:tazzette55@gmail.com))

### Friday, April 5, 9:00–12:00:

Bee Creations/Habitats, Raffle Prizes, Orchid niches, and all orchids you are entering for judging must be delivered to the show no later than 12:00.

### Saturday, April 6, 8:00:

Clerks check in by 8:15. All other volunteers check in by the times you signed up for.

### Sunday, April 6, 9:00:

All volunteers check in by the times you signed up for.

### Sunday, April 6, 4:00:

Bee Creations/Habitats, Orchid niches, and all orchids entered for judging must be picked up at 4:00. Take down starts immediately at the end of the show.



Thanks to all our wonderful members for volunteering to help with the show!

Volunteers have stepped up to sponsor trophies, donate raffle prizes and food, serve as clerks, and enter niches and bee crafts and habitats.

We still need food donations and volunteers for take down crew at the end of the show.

Again, thanks to all of you for your help!

### Repotting Workshops at the Show

April 6 Workshops:  
12:00  
1:30  
3:00

April 7 Workshops:  
12:30  
1:30

Classes will be held outside on the veranda.



The show is this week-end.

Hope to see you all there!

Share this flyer with your family and friends!

\$1 off admission with this card

# MEETINGS, EVENTS, AND SHOWS

## PSLOS MEETINGS

April 6-7, 2024  
PSLOS Annual Orchid Show & Sale  
"Orchid Beez's"

April 15, 2024  
PSLOS Annual Picnic

May 20, 2024  
Bill Nunez, Broward Native Orchids

June 17, 2024  
Candice Klee, C.R. Orchids

July/August 2024 - Summer Break

## UPCOMING EVENTS

April 5 - 7, 2024  
Apopka International Spring Orchid Festival  
Krull-Smith, 2800 W Ponkan Rd,  
Apopka, FL

April 13 - 14, 2024  
Nature Coast Orchid Society Spring Show  
St. Joan of Arc Church,  
13485 Spring Hill Dr, Spring Hill

April 27 - 28, 2024  
Vero Beach Orchid Society Annual Show  
"There's No Business Like  
Orchid Show Business"  
Riverside Park, 3001 Riverside Park Dr.  
Vero Beach



**There's No Business Like...**

**ORCHID Show Business!**

**Vero Beach Orchid Society Show and Sale**

Saturday April 27 10am-5pm *and* Sunday April 28 10am-4pm

**Under the Riverside Park Oaks in Vero Beach**

VBOsnewsletter@hotmail.com  
verobeachorchidsociety.org

The poster features a dark background with several orchids in yellow, white, pink, and purple. There are stage lights at the top right, a starburst graphic with a face, and a ticket stub that says 'ADMIT ONE'. The text is in various fonts and colors, including yellow and white.



Fort Pierce Orchid Society  
Invites You  
to the

**SAVE THE DATE!**

**Annual Orchid Show and Sale**

"Gingerbread Orchid House"

**December 7 & 8, 2024**

At the River Walk Center  
600 N. Indian River Drive, Fort Pierce, FL

**DO YOU WANT TO BE A VENDOR?**

Text Rita at 772-418-7426  
or email at rita2zfpos@gmail.com

The poster has a red and white checkered border. It features illustrations of gingerbread houses, a gingerbread man, and a gingerbread house with a face. There are also some orchids. The text is in various fonts and colors, including black, white, and red.

# MARCH PSLOS MEETING

We had a busy March meeting!

In the educational workshop, Michael gave members great tips on creating orchid niches for the show, and as usual he showed how easy it is to create one! Looking forward to seeing all the niches created by our members for the show. Thanks Michael and Gracita!

Jim Davidson from Jim-N-I Orchids presented a slide show on Brassavola, many of which members can easily grow. Members really enjoyed his presentation! He also brought a number of orchids for members to buy, which also was really enjoyed!


This also was the last meeting before our annual show, so members were busy signing up to volunteer, sponsor awards, enter niches and bee creations/habitats, and purchase their show t-shirts. If that was not enough, it was also sign up time for the annual picnic to be held in April!



A lot of sign up opportunities for our show!



Show & Tell is always fun! Look at these great growers!



Happy Raffle Winners!

# Martin County Orchid Society Show


The following PSLOS members were awarded at the Martin County Orchid Show. A big applause to these members; you made Port St. Lucie Orchid Society shine! And a big thanks to all members who participated by entering orchids for the show and helping to build our display!



**Andrea Heitfeld**  
 Best Vandaceous. V. Boonserm Beauty  
 1<sup>st</sup> Place, Rlc.Smiley Cupid  
 1<sup>st</sup> Place, V. Silas x Dr. Anek  
 2<sup>nd</sup> Place, Onc. Twinkle Star 'Gold' 4N x sotoanum 'Roy'  
 2<sup>nd</sup> Place, Hwra. Lava Burst 'Puanani' AM/AOS  
 2<sup>nd</sup> Place, Den. Royal Chip  
 3<sup>rd</sup> Place, C. walkeria ( 'SVO Whopper' x 'The Chairman'  
 40)




**Amanda Dier-Huth**  
 John Odom Award Best Cattleya, C. gaskelliana semi alba  
 'Maria Victoria'  
 3<sup>rd</sup> Place, Den. Spring Glory



**Vivian Lane**  
 1<sup>st</sup> Place, Enc. thienii x cordigera  
 2<sup>nd</sup> Place, Enc. cordigera  
 3<sup>rd</sup> Place, Cym. Alcor  
 3<sup>rd</sup> Place, Den. Jacquelyn Thomas



**First Place**  
**Carol Farmer:**  
 1<sup>st</sup> Place, Blc. Fuch's Orange Nugget 'Lea'  
 2<sup>nd</sup> Place, C.Odom's Snowfall  
 3<sup>rd</sup> Place, Blc. Taeko Tamaki 'Volcano Empress'



**Diana Lenartine**  
 1<sup>st</sup> Place, V. Kasem Delight x Siriporm Pink  
 2<sup>nd</sup> Place, Den. Micro Chip x 'Nida Stripes'

**Laurie McCarty**  
 1<sup>st</sup> Place, C. Ruth Gee  
 2<sup>nd</sup> Place, Pot. Elaine Taylor "Krull Smith" FCC/AOS



**Margaret Haverson**  
 2<sup>nd</sup> Place, Phrag. Sorcerer's Apprentice

**Barbara Hazard**  
 1<sup>st</sup> Place, Myc. Luster

**Jackie Young**



# Martin County Orchid Society Show



Amanda Dier

John Odom Award Best  
Cattleya, *C. gaskelliana*  
semi alba 'Maria Victoria'



Andrea Heitfeld

Best Vandaceous.  
*V. Boonserm Beauty*

Some of our happy winners and their beauties!



## TAKING CARE OF BUSINESS



Anne Menassian  
Membership Chairperson  
[pslosmember@gmail.com](mailto:pslosmember@gmail.com)

Hello Port St Lucie Orchid Society Members,  
Spring has sprung and more and more of the spring bloomers have showed their colors in the orchid garden.

Our society is still growing! March brought us 6 new members.

Please welcome:

- Patrick McClintock, rejoined (he was a past Vice President)
- Robin Troyano
- Lynn Mailander
- Kathy Jilg
- John and Judy Phillips

You should have received your April 2024 Member List. If you find an error, let me know.



Laurie Wade  
Treasurer



It's almost show time! Here's a quick summary of our finances. Our current account balance is \$11,309.60. I can't specifically report on the show finances; we still have money coming in and need to pay the balance of the facility rental. There will be a final report available at the June meeting.

John's sale of phalaenopsis orchids and supplies at the February meeting was \$255 and he donated the \$50 speaker fee he earned at the JB Garden Club event; both are earmarked for use in the Orchid Room.

Because of your generosity, we received \$41 in donations to help offset the March luncheon expense. We netted \$80 from the raffle (\$180 sales minus \$100 cost of orchids).

Our storage unit cost \$89.40, and Jim-N-I Orchids speaker fee was \$200.

Our next event is the picnic. If you want to attend and haven't paid, you can pay at the picnic.

See you all at our show!

## ORCHID CULTURE & CARE

### Tasks for April

#### April Climate Data

Average high: 83.8

Average low: 67.6

Average mean: 75.7

Average rainfall: 3.36"

- Water heavily when you water; then dry hard.
- Fertilizer becomes more crucially important. Apply:
  - 13-13-13 time release (Dynamite more reliable);
  - 15-15-15 at a rate of 2 tsp per gallon every 2 weeks; and fertilizer high in phosphorus once or twice.
- Treat plants for thrips and mites.
- Catch up with all your repotting this month.

***From Dr Martin Motes' monthly newsletter and book, Florida Orchid Growing Month by Month***

For further information specific to different orchid genera:

<https://www.aos.org/orchids/seasonal-orchid-care/march-april-checklist.aspx>





# ORCHID CULTURE & CARE



## Orchid-abulary

Brought to you by  
Nan Rothschild  
2nd Vice President

## PROPAGATING ORCHIDS

There are two ways to propagate (multiply) plants: sexually (by seed) or asexually (vegetative propagation), by which a new plant is produced from another plant.

### VEGETATIVE PROPAGATION

**Back bulbs-** When a sympodial plant (new growth begins at the base of the newest existing pseudobulb and grows sideways) has enough bulbs to support new growth, plus 2 or 3 inactive, but still green, bulbs at the back of the plant, the back bulbs may be encouraged to grow into a new plant.

There are 2 ways to do this:

1. At repotting, after cleaning away the old potting material, count the bulbs and decide where the division is to be made. Cut through the rhizome (hard, woody stem) with a sharp, sterilized knife. Dust with fungicide. Pot the front in the usual manner. The back bulbs probably have no roots, but must have one good eye (a little bump right where the bulb curves upward from the rhizome). Don't pot up! Stand them up in a pot of damp sphagnum moss, set in a shady place, spray with water daily. When an eye begins to swell or roots to form, pot them up as usual. Use a pot clip to secure to the side of the pot and tie securely so that they don't wobble or fall out of the pot.
2. Another method is to put the back bulbs into plastic bags. Put a handful of wet sphagnum moss in the bottom of the bag. Make a couple of holes with a pencil about halfway up the bag to allow for a little air circulation. Tie the bag shut with a twist tie or wire and hang. Check every week, and add water if bag isn't moist enough. Make sure that the bag is large enough so leaves and all are enclosed. Or use a bag that is smaller without air holes. Put an inch of water in the bottom, insert the bulbs, and tie the bag shut around the bulbs. Leaves should protrude from the bag.

Back bulbs may not flower on the first growth, which tends to be smaller, and the first blooms may not be as spectacular as usual.

**Divisions-** A mature sympodial that is making 2 new leads simultaneously and has 3 or 4 bulbs to support each one may be divided into 2 separate plants which may be expected to flower regularly without interruption. Back bulbs may be cut off at the same time.


**Offsets or keikis** are little plants that grow off some part of a mature plant. Dendrobiums frequently produce these little plants from nodes (joints) on the canes (stems). You can remove the plantlets when the baby has a few roots and is a few inches tall. Numerous offsets may appear on a cane. Pot separately and treat as a seedling.

### SEEDS

**Seed-** Two orchids are carefully selected as parents for their qualities. Hand pollination will result in a pod if successful.



**Flask-** When the pod is mature (which may take several months), the tiny, dust like seeds are planted in a solution of sterile nutrients in a sterile glass bottle under strict antiseptic conditions. Orchid seeds don't have their own food supply. If all goes well, green fuzz on top of the agar (nutrient solution) can be distinguished as individual plants. Flasks may be transplanted (reflasked) once or twice.

# WE LOVE OUR ORCHIDS—FROM OUR MEMBERS' GARDENS!



Andrea Heitfeld

Illona Christie




Barb Lynn

John Phillips



Nancy Lyman

Diana Lenartiene








Patrick McClintock

Jet Tanner

We love to see our members' orchids, especially if you can't bring them to "Show and Tell". Send pictures to [pslosdiane@gmail.com](mailto:pslosdiane@gmail.com).

# PSL BOTANICAL GARDENS - BLOOMING IN THE ORCHID ROOM



For further information about the Orchid Room,  
contact John Erickson at [erickson\\_236@bellsouth.net](mailto:erickson_236@bellsouth.net).

## Port St Lucie Orchid Society 2023 Officers and Volunteers:

President - John Erickson  
1st Vice President - Andrea Heitfield  
2<sup>nd</sup> Vice President - Nan Rothschild  
(Barbara Lynn - interim 2nd VP)  
Recording Secretary - Diana Lenartiene  
Corresponding Secretary - Dana DeMarco  
Treasurer - Laurie Wade  
Membership - Anne Menassian  
Immediate Past President - Pam Scholey  
Trustee - Diane Bryant - 2024  
Barbara Lynn - 2025  
(Jackie Young - interim Trustee)  
Jessica Benford - 2026  
AOS Representative - Laurie Wade  
2023 Show Co-Chairs - Andrea Heitfeld & John Erickson  
Orchid Room - John Erickson  
Orchid Exchange - Maureen Kerr  
Newsletter - Diane Bryant & Anne Menassian  
Website - Diane Bryant (Primary)  
Diana Lenartiene (Alternate)  
Annual Retreat - Barbara Lynn  
Annual Holiday Awards Luncheon - Barbara Lynn

## Join us for Monthly Meetings September—June

### General Meeting

3rd Monday of the month, 1:00 PM  
(Educational Class 12:00 PM)  
Port Saint Lucie Botanical Garden  
Speakers, Classes, Show and Tell, Raffles,  
Orchid Exchange, and more  
April, October, and December  
Special Meetings  
Times to be Announced

### Board Meeting

2nd Monday of the month, 12:30 PM  
Port Saint Lucie Botanical Garden



## Important Links for the Orchid Lover

Our Society:

<http://pslos.org/>

Our Facebook Page

<http://www.facebook.com/groups/PSLOS>

Florida Orchid Growing

<https://www.facebook.com/groups/fl.orchid>

American Orchid Society

<http://www.aos.org>

Martin Motes FL Orchid Care Website

<https://www.motesorchids.com>



### GROW YOUR BUSINESS!

Advertisements in this newsletter are available for \$50/year for 10 issues.

This is a great way for businesses to make their products and services known.

For more information, contact:

PSLOS Newsletter Editor at  
[pslosdiane@gmail.com](mailto:pslosdiane@gmail.com)

or

PSLOS Treasurer at  
[mrmush@comcast.net](mailto:mrmush@comcast.net).