



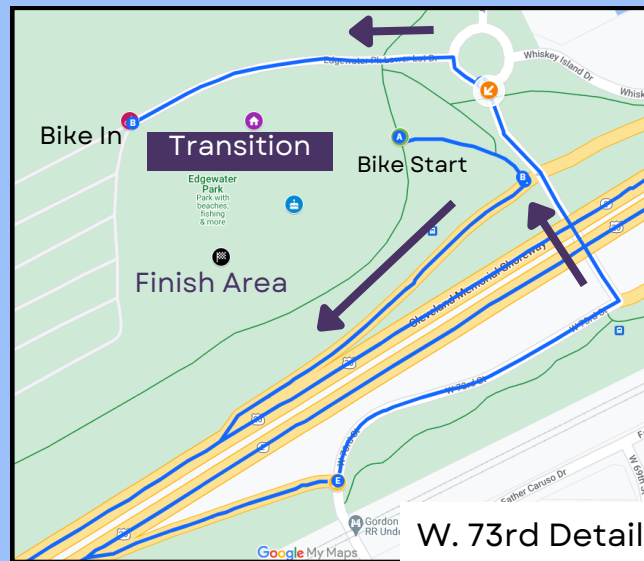
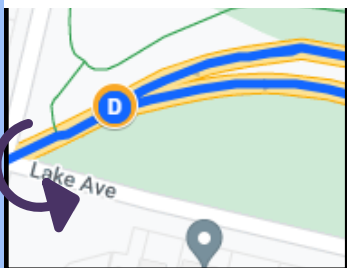
# Olympic Bike Course

Distance approx 22.2 mi

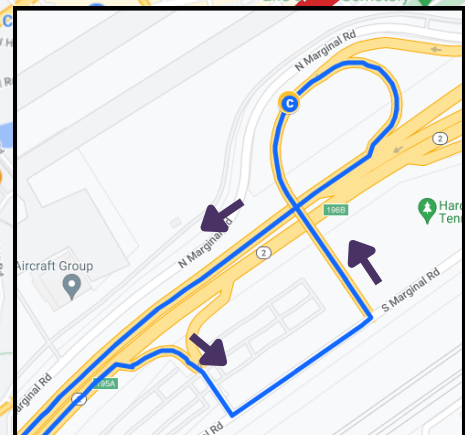
Elevation Gain 1000 ft

- Westbound on the Shoreway to the West Turn-around
- Once Eastbound, pass W. 73rd Street to exit at S. Marginal Rd. East Turn-around
- Re-enter the Shoreway Westbound and continue past Edgewater Park to the West Turn-around (1 complete loop)
- Repeat the loop to the East Turn-around, returning to the West Turn-around for the **3rd time**
- Once Eastbound for the **3rd time** exit the Shoreway at W. 73rd into Edgewater Park (Stay in Left Lane)

West Turn-around Detail



W. 73rd Detail



East Turn-around Detail

