

AMERICAN
P A I N T
H O R S E
A S S O C I A T I O N

PATTERN CLASS SCORE SHEET

Circle Division
Novice Youth Youth 13 < Youth 18 <
Novice Amateur Amateur 19+ Masters 45+

Circle Class
Showmanship
Horsmanship
Equitation

Show:

Date:

Judge:

Signature:

Spence Williams

W.O. Entry #	Each rider is scored between 0-infinity points and automatically begins the run with a score of 70 points -3 Extremely Poor, -2 Very Poor, -1 Poor, 0 Correct, +1 Good, +2 Very Good, +3 Excellent										Total Penalty	F&E	Score	Comment				
	1	2	3	4	5	6	7	8	9	10								
1	515	+1	+1/2	+1	+1	+1									+3	78.5	①	
2	323	+1/2	+1/2	0	+1/2	-1	0								3	+2	69.5	③
3	811	0	0	+1/2	+1/2	0	0								+2	73	②	
4	911	0	-1/2	-1/2	+1/2	-2	0									+2	64.5	4
5																		
6																		
7																		
8																		
9																		
10																		

Score	#	#	Rail Work	Score	#	#	Rail Work
97-100				70			
93-96				69.5			
89-92				69			
86-88				68.5			
85.5				68			
85				67.5			
84.5				67			
84				66.5			
83.5				66			
83				65.5			
82.5				65			
82				64.5			
81.5				64			
81				63.5			
80.5				63			
80				62.5			
79.5				62			
79				61.5			
78.5				61			
78				60.5			
77.5				60			
77				59.5			
76.5				59			
76				58.5			
75.5				58			
75				57.5			
74.5				57			
74				56.5			
73.5				56			
73				55.5			
72.5				55 & 1/2			
72							
71.5							
71							
70.5							

RIDER FORM & EFFECTIVENESS: E = Excellent (5) VG = Very Good (4) G = Good (3-2) A = Average (1-0)
FAULTS: Minor = 3 Major = 5 Severe = 10

AMERICAN
P A I N T
H O R S E
A S S O C I A T I O N

PATTERN CLASS SCORE SHEET

2880 - 285 - 305

Circle Division
 Youth 13 <
 Youth 18 <
 Masters 45 >
 Novice Youth
 Novice Amateur
 Amateur 19 >
 Showmanship
 Horsemanship
 Equitation

Show: _____
 Date: _____
 Judge: _____
 Signature: *Spencer Williams*

W.O.	Entry #	Each rider is scored between 0-halfty points and automatically begins the run with a score of 70 points -3 Extremely Poor, -2 Very Poor, -1 Poor, 0 Correct, +1 Good, +2 Very Good, +3 Excellent										Total Penalty	F&E Score	Comment			
		1	2	3	4	5	6	7	8	9	10						
1	844	-1	0	-1/2	+1/2	0	0							+2	71	(1)	
2	823	0	-1	-2	-1	-1/2	-1							19	+2	47.5	(8)
3	855	0	-1	-1/2	+1/2	0	-1							8	+2	62	(7)
4	105	0	0	-1	-1	0	0								+2	67	(3)
5	800	0	-1	0	-1/2	+1/2	0								+2	66	(4)
6	111	-3	0	-1/2	+1/2	+1/2	0								+3	69.5	(2)
7	119	-1/2	+1/2	+1/2	+1/2	+1/2	-1								+3	64	(6)
8	115	0	-3	-3	-3	-1	-1								+2	65	(5)
9																	
10																	

Score	#	#	Rail Work	Score	#	#	Rail Work
97-100				70			
93-96				69.5			
89-92				69			
86-88				68.5			
85.5				68			
85				67.5			
84.5				67			
84				66.5			
83.5				66			
83				65.5			
82.5				65			
82				64.5			
81.5				64			
81				63.5			
80.5				63			
80				62.5			
79.5				62			
79				61.5			
78.5				61			
78				60.5			
77.5				60			
77				59.5			
76.5				59			
76				58.5			
75.5				58			
75				57.5			
74.5				57			
74				56.5			
73.5				56			
73				55.5			
72.5				55 & 1/2			
72							
71.5							
71							
70.5							

RIDER FORM & EFFECTIVENESS: E = Excellent (5) VG = Very Good (4) G = Good (3-2) A = Average (1-0)
 FAULTS: Minor = 3 Major = 5 Severe = 10

PATTERN CLASS SCORE SHEET

Circle Division
 Novice Youth
 Youth 13 <
 Amateur 19 >
 Masters 45 >
 Youth 18 <
 Youth 13 <
 Amateur 19 >
 Masters 45 >

Circle Class
 Showmanship
 Horsemanship
 Equitation
 Signature: *Prudence Williams*
 Judge:
 Date:

Classes
 270
 290
 295
 310
 315

Each rider assessed between difficulty points and automatically begins the run with a score of 70 points
 -3 Extremely Poor, -2 Very Poor, -1 Poor, 0 Correct, +1 Good, +2 Very Good, +3 Excellent

W.O. Entry #	Each rider assessed between difficulty points and automatically begins the run with a score of 70 points -3 Extremely Poor, -2 Very Poor, -1 Poor, 0 Correct, +1 Good, +2 Very Good, +3 Excellent										Total Penalty	F&E	Score	Comment		
	1	2	3	4	5	6	7	8	9	10						
1	1904	+1/2	0	-1/2	0	-1/2	0	-1/2	0	-1/2	0	5	+2	66.5		
2	227	0	-1/2	0	0	-1/2	+1/2						+3	72.5	①	
3	230	+1/2	-1	-1/2	+1/2	-1/2	-1/2						+3	71.5	②	
4	1210	+1/2	-1/2	-2	0	0	0	-1					15	+2	54	③
5	104	-10	-1	-2	-2	-2	-2	-2					25	+2	30	A
6	225	0	-1/2	-1	-1/2	0	-1						5	+2	63	①
7																
8																
9																
10																

RIDER FORM & EFFECTIVENESS: E = Excellent (5) VG = Very Good (4) G = Good (3-2) A = Average (1-0)
 FAULTS: Minor = 3 Major = 5 Severe = 10

Score	#	#	Rail Work	Score	#	#	Rail Work
97-100				70			
93-96				69.5			
89-92				69			
86-88				68.5			
85.5				68			
85				67.5			
84.5				67			
84				66.5			
83.5				66			
83				65.5			
82.5				65			
82				64.5			
81.5				64			
81				63.5			
80.5				63			
80				62.5			
79.5				62			
79				61.5			
78.5				61			
78				60.5			
77.5				60			
77				59.5			
76.5				59			
76				58.5			
75.5				58			
75				57.5			
74.5				57			
74				56.5			
73.5				56			
73				55.5			
72.5				55 & 1/2			
72							
71.5							
71							
70.5							

Each rider is scored between 0 and 100 points and automatically begins the run with a score of 70 points
-3 Extremely Poor, -2 Very Poor, -1 Poor, 0 Correct, +1 Good, +2 Very Good, +3 Excellent

M.O. Entry #	Each rider is scored between 0 and 100 points and automatically begins the run with a score of 70 points -3 Extremely Poor, -2 Very Poor, -1 Poor, 0 Correct, +1 Good, +2 Very Good, +3 Excellent										Total Penalty	F&E	Score	Comment		
	1	2	3	4	5	6	7	8	9	10						
1	205	+1/2	+1	+1	+1/2	+1							5	+3	71	⑥
2	200	0	-1/2	+1/2	+1/2	0							3	+3	70.5	⑦
3	105	0	0	0	0	0								+3	73	⑤
4	108	0	-1/2	0	+1/2	+1/2								+3	74	④
5	115	0	0	+1/2	+1/2	0	+1/2							+3	74.5	③
6	202	+1/2	+1	+1	-1	+1/2	+1							+3	78	②
7	250	+1/2	+1	+2	+1/2	+2	+2							+3	80	①
8																
9																
10																

RIDER FORM & EFFECTIVENESS: E = Excellent (5) VG = Very Good (4) G = Good (3-2) A = Average (1-0)
FAULTS: Minor = 3 Major = 5 Severe = 10

Classes 270, 270, 290, 295, 310, 315 AM

Circle Division

Novice Youth

Youth 13 <

Youth 18 <

Novice Amateur

Amateur 19 >

Masters 45 >

Circle Class

Showmanship

Horsmanship

Equitation

Show:

Date:

Judge:

Signature:

Each rider is scored between 4-judges points and automatically begins the run with a score of 70 points
-3 Extremely Poor, -2 Very Poor, -1 Poor, 0 Correct, +1 Good, +2 Very Good, +3 Excellent

W.O. Entry #	Each rider is scored between 4-judges points and automatically begins the run with a score of 70 points -3 Extremely Poor, -2 Very Poor, -1 Poor, 0 Correct, +1 Good, +2 Very Good, +3 Excellent										Total Penalty	F&E	Score	Comment			
	1	2	3	4	5	6	7	8	9	10							
1	515	+1	+1	0	+1	+1	+1							3	78	1	
2	233	+1	0	0	+1	-1	0							1	69	3	
3	844	0	-1/2	0	+1	0	0							1	71 1/2	2	
4	311	+1	0	0	-1/2	-3	6							0	67 1/2	4	
5																	
6																	
7																	
8																	
9																	
10																	

Score	#	#	Rail Work	Score	#	#	Rail Work
97-100				70			
93-96				69.5			
89-92				69			
86-88				68.5			
85.5				68			
85				67.5			
84.5				67			
84				66.5			
83.5				66			
83				65.5			
82.5				65			
82				64.5			
81.5				64			
81				63.5			
80.5				63			
80				62.5			
79.5				62			
79				61.5			
78.5				61			
78				60.5			
77.5				60			
77				59.5			
76.5				59			
76				58.5			
75.5				58			
75				57.5			
74.5				57			
74				56.5			
73.5				56			
73				55.5			
72.5				55 & 1/2			
72							
71.5							
71							
70.5							

RIDER FORM & EFFECTIVENESS: E = Excellent (5) VG = Very Good (4) G = Good (3) 2/A = Average (1-0)
FAULTS: Minor = 3 Major = 5 Severe = 10

AMERICAN
P A I N T
H O R S E
A S S O C I A T I O N

PATTERN CLASS SCORE SHEET

Showmanship 280 - 285 - 305
Circle Class b

Circle Division
Novice Youth
Youth 13 <
Amateur 19 >
Masters 45 >
Youth 18 <
Equitation
Horsemanship

Show: _____
Date: _____
Judge: Tim
Signature: _____

Each rider is scored between 0-infinity points and automatically begins the run with a score of 70 points
-3 Extremely Poor, -2 Very Poor, -1 Poor, 0 Correct, +1 Good, +2 Very Good, +3 Excellent

W.O. Entry #	Each rider is scored between 0-infinity points and automatically begins the run with a score of 70 points -3 Extremely Poor, -2 Very Poor, -1 Poor, 0 Correct, +1 Good, +2 Very Good, +3 Excellent										Total Penalty	FAE	Score	Comment				
	1	2	3	4	5	6	7	8	9	10								
1	844	0	0	-1/2	0	+1	0							1	71 1/2	1		
2	223	+1	10	-3	-3	-3	0	-2						13	1	48	8	
			71	58	55	52												
3	255	+1	5	-2	+1	-2	0	-3						10	1	56	7	
			71	64	65	63												
4	105	-1	0	-1	-2	0	-2							3	1	62	6	
			69															
5	260	0	5	-2	+1	0	1	1						5	2	68	4	
			63	64														
6	171	3	0	+1	+1	+1 1/2	0							3	1	70 1/2	2	
			66															
7	179	+1	3	+1 1/2	0	+1	-2								0	64 1/2	5	
			73 1/2	70 1/2	71 1/2	64 1/2												
8	175	+1	3	+1 1/2	+2	+2	-1							1	64 1/2	3		
			67	68 1/2	70 1/2	72 1/2	68 1/2											
9																		
10																		

RIDER FORM & EFFECTIVENESS: E = Excellent (5) VG = Very Good (4) G = Good (3) A = Average (1-0)
FAULTS: Minor = 3 Major = 5 Severe = 10

Score	#	#	Rank	Score	#	#	Rank
97-100			70				
93-96			69.5				
89-92			69				
86-88			68.5				
86-88			68				
85-85			67.5				
85			67				
84.5			66.5				
84			66				
83.5			65.5				
83			65				
82.5			64.5				
82			64				
81.5			63.5				
81			63				
80.5			62.5				
80			62				
79.5			61.5				
79			61				
78.5			60.5				
78			60				
77.5			59.5				
77			59				
76.5			58.5				
76			58				
75.5			57.5				
75			57				
74.5			56.5				
74			56				
73.5			55.5				
73			55 & 8				
72.5							
72							
71.5							
71							
70.5							

AMERICAN HORSE ASSOCIATION
 PATTERN CLASS SCORE SHEET
 Showmanship 280 - 285 - 305
 Circle Class 5 3 6

AMERICAN HORSE ASSOCIATION
 PATTERN CLASS SCORE SHEET
 Circle Division
 Youth 13 < Youth 18 < Masters 45 >
 Novice Youth Novice Amateur Amateur 19 > Masters 45 >
 Showmanship Horsemanship Equitation

Show: _____
 Date: _____
 Judge: _____
 Signature: _____

W.O.	Entry #	Each rider is scored between 0-infinity points and automatically begins the run with a score of 70 points -3 Extremely Poor, -2 Very Poor, -1 Poor, 0 Correct, +1 Good, +2 Very Good, +3 Excellent										Total Penalty	F&E	Score	Comment		
		1	2	3	4	5	6	7	8	9	10						
1	247	0	-1	-1	-1	+1/2	+1							2	70 1/2	3	
2	305	0	+1/2	-1	-1	0	0							1	64 1/2	4	
3	430	+1	+1	-1	+1	+1	0							2	75	2	
4	1216	+1	0	+1	+1/2	+1	0							2	76 1/2	1	
5																	
6	305	+1	+1	+1/2	-1	0	-1							1	68 1/2	1	
7	164	-1	-1	-2	-2	-3	-3							0	45	3	
8	11	-1	-3	-2	0	1	-3							0	60	2	
9																	
10																	

Score	#	#	Rail Work	Score	#	#	Rail Work
97-100				70			
93-96				69.5			
89-92				69			
86-88				68.5			
85.5				68			
85				67.5			
84.5				67			
84				66.5			
83.5				66			
83				65.5			
82.5				65			
82				64.5			
81.5				64			
81				63.5			
80.5				63			
80				62.5			
79.5				62			
79				61.5			
78.5				61			
78				60.5			
77.5				60			
77				59.5			
76.5				59			
76				58.5			
75.5				58			
75				57.5			
74.5				57			
74				56.5			
73.5				56			
73				55.5			
72.5				55 & 1/2			
72							
71.5							
71							
70.5							

RIDER FORM & EFFECTIVENESS: E = Excellent (5) VG = Very Good (4) G = Good (3-2) A = Average (1-0)
 FAULTS: Minor = 3 Major = 5 Severe = 10

Circle Division

Novice Youth

Youth 13 <

Youth 18 <

Novice Amateur

Amateur 19 >

Masters 45 >

Circle Class
Showmanship

Horsemanship

Equitation

Show: _____

Date: _____

Judge: _____

Signature: *MA*

Each rider assessed between 4-judges and automatically begins the run with a score of 70 points
-3 Extremely Poor, -2 Very Poor, -1 Poor, 0 Good, +1 Good, +2 Very Good, +3 Excellent

W/O. Entry #	Each rider assessed between 4-judges and automatically begins the run with a score of 70 points -3 Extremely Poor, -2 Very Poor, -1 Poor, 0 Good, +1 Good, +2 Very Good, +3 Excellent										Total Penalty	F&E	Score	Comment					
	1	2	3	4	5	6	7	8	9	10									
1	Walk	Trot	S&B	Walk	SU	Insp	Trot	5	+1	0	+1/2	-1	-1/2	-2	5	1	64		
																			70 70 70 70 70 70 70 70 70 70
2	Walk	Trot	S&B	Walk	SU	Insp	Trot	5	+1	0	+1	0	0	+1	5	1	71	(2)	
																			70 69 70 70 70 70 70 70 70 70
3	Walk	Trot	S&B	Walk	SU	Insp	Trot	5	+1	0	-1/2	+1	+1	+1	5	2	74 1/2	(1)	
																			70 70 70 70 70 70 70 70 70 70
4	Walk	Trot	S&B	Walk	SU	Insp	Trot	5	+1	0	-1	-1	0	+1	5	15	0	49	(3)
5	Walk	Trot	S&B	Walk	SU	Insp	Trot	5	+1	0	-3	-1	0	-2	5	28	0	32	(4)
6	Walk	Trot	S&B	Walk	SU	Insp	Trot	5	+1	0	-1	-1	0	-2	5	10	0	53	
7	Walk	Trot	S&B	Walk	SU	Insp	Trot	5	+1	0	-1	-1	0	-2	5	10	0	53	
8	Walk	Trot	S&B	Walk	SU	Insp	Trot	5	+1	0	-1	-1	0	-2	5	10	0	53	
9	Walk	Trot	S&B	Walk	SU	Insp	Trot	5	+1	0	-1	-1	0	-2	5	10	0	53	
10	Walk	Trot	S&B	Walk	SU	Insp	Trot	5	+1	0	-1	-1	0	-2	5	10	0	53	

RIDER FORM & EFFECTIVENESS: E = Excellent (5) VG = Very Good (4) G = Good (3-2) A = Average (1-0)
 FAULTS: Minor = 3 Major = 5 Severe = 10

Score	#	#	Rail	Score	#	#	Rail
97-100				70			
93-96				69.5			
89-92				69			
85-88				68.5			
81-84				68			
77-80				67.5			
73-76				67			
69-72				66.5			
65-68				66			
61-64				65.5			
57-60				65			
53-56				64.5			
49-52				64			
45-48				63.5			
41-44				63			
37-40				62.5			
33-36				62			
29-32				61.5			
25-28				61			
21-24				60.5			
17-20				60			
13-16				59.5			
9-12				59			
5-8				58.5			
1-4				58			
				57.5			
				57			
				56.5			
				56			
				55.5			
				55 & 1/2			
				55			
				54.5			
				54			
				53.5			
				53			
				52.5			
				52			
				51.5			
				51			
				50.5			
				50			
				49.5			
				49			
				48.5			
				48			
				47.5			
				47			
				46.5			
				46			
				45.5			
				45			
				44.5			
				44			
				43.5			
				43			
				42.5			
				42			
				41.5			
				41			
				40.5			
				40			
				39.5			
				39			
				38.5			
				38			
				37.5			
				37			
				36.5			
				36			
				35.5			
				35			
				34.5			
				34			
				33.5			
				33			
				32.5			
				32			
				31.5			
				31			
				30.5			
				30			
				29.5			
				29			
				28.5			
				28			
				27.5			
				27			
				26.5			
				26			
				25.5			
				25			
				24.5			
				24			
				23.5			
				23			
				22.5			
				22			
				21.5			
				21			
				20.5			
				20			
				19.5			
				19			
				18.5			
				18			
				17.5			
				17			
				16.5			
				16			
				15.5			
				15			
				14.5			
				14			
				13.5			
				13			
				12.5			
				12			
				11.5			
				11			
				10.5			
				10			

Classes 200, 201, 202, 203, 204, 205, 206, 207, 208, 209, 210, 211

Circle Division
 Novice Youth
 Youth 13 <
 Youth 18 <
 Youth 19 >
 Masters 45 >
 Circle Class
 Showmanship
 Horsemanship
 Equitation

Show: _____
 Date: _____
 Judge: _____
 Signature: *[Signature]*

Each rider is scored between 0-infinity points and automatically begins the run with a score of 70 points
 -3 Extremely Poor, -2 Very Poor, -1 Poor, 0 Correct, +1 Good, +2 Very Good, +3 Excellent

M.O.	Entry #	Maneuver Description										Total Penalty	FBE	Score	Comment		
		1	2	3	4	5	6	7	8	9	10						
1	035	+1	0	+1	0	+1	-1							5	1	68	(6)
2	060	+1/2	+1	+1/2	0	+1/2	-1							3	0	68 1/2	(5)
3	105	0	-1	0	0	0	+1/2							1/2	70	(4)	
4	408	0	-1/2	-3	+1	+1/2	+1/2							10	1	59 1/2	(7)
5	175	0	+1	0	+1	+1	+1							2	76	(3)	
6	091	+1	+2	+1	-1/2	+2	+2							3	80 1/2	(1)	
7	056	0	+1	+2	-1/2	+1	+2							3	78 1/2	(2)	
8																	
9																	
10																	

RIDER FORM & EFFECTIVENESS: E = Excellent (5) VG = Very Good (4) G = Good (3-2) A = Average (1-0)
 FAULTS: Minor = 3 Major = 5 Severe = 10

Score	#	#	Rail Work	Score	#	#	Rail Work
97-100				70			
93-96				69.5			
89-92				69			
86-88				68.5			
85-87				68			
85				67.5			
84.5				67			
84				66.5			
83.5				66			
83				65.5			
82.5				65			
82				64.5			
81.5				64			
81				63.5			
80.5				63			
80				62.5			
79.5				62			
79				61.5			
78.5				61			
78				60.5			
77.5				60			
77				59.5			
76.5				59			
76				58.5			
75.5				58			
75				57.5			
74.5				57			
74				56.5			
73.5				56			
73				55.5			
72.5				55 & 1/2			
72							
71.5							
71							
70.5							

Classes 270, 270, 270, 270, 310, 310

AMERICAN PAINTE HORSE ASSOCIATION

PATTERN CLASS SCORE SHEET

Circle Division
 Novice Youth Youth 13 <
 Novice Amateur Amateur 19 >
 Youth 18 < Youth 45 >
 Circle Class
 Showmanship Horsemanship
 Equitation

WALK
WALK

300

Show: _____
 Date: _____
 Judge: _____
 Signature: _____

M.O.	Entry #	Each rider is scored between 0-infinity points and automatically begins the run with a score of 70 points -3 Extremely Poor, -2 Very Poor, -1 Poor, 0 Correct, +1 Good, +2 Very Good, +3 Excellent										Total Penalty	F&E	Score	Comment			
		1	2	3	4	5	6	7	8	9	10							
1	515	+	+	0	+	+									2	78	(1)	
2	833	+	0	+	+	+									3	70	(3)	
3	844	0	0	0	0	0									1/2	70 1/2	(2)	
4	311	-1/2	0	0	0	-2	-1								5	0	61 1/2	(4)
5																		
6																		
7																		
8																		
9																		
10																		

RIDER FORM & EFFECTIVENESS: E = Excellent (5) VG = Very Good (4) G = Good (3-2) A = Average (1-0)
 FAULTS: Minor = 3 Major = 5 Severe = 10

Score	#	#	Rail Work	Score	#	#	Rail Work
97-100				70			
93-96				69.5			
89-92				69			
86-88				68.5			
85.5				68			
85				67.5			
84.5				67			
84				66.5			
83.5				66			
83				65.5			
82.5				65			
82				64.5			
81.5				64			
81				63.5			
80.5				63			
80				62.5			
79.5				62			
79				61.5			
78.5				61			
78				60.5			
77.5				60			
77				59.5			
76.5				59			
76				58.5			
75.5				58			
75				57.5			
74.5				57			
74				56.5			
73.5				56			
73				55.5			
72.5				55 & 1/2			
72							
71.5							
71							
70.5							

AMERICAN PATRIOT HORSE ASSOCIATION

Pattern Class Score Sheet

Circle Division

Circle Class

Novice Youth

Youth 13 <

Youth 18 <

Novice Amateur

Amateur 19 >

Masters 45 >

Equitation

Signature: *MD*

Judge: *MD*

Date:

Show: *280-285-305*

Each rider is scored between 0-infinity points and automatically begins the run with a score of 70 points
 -3 Extremely Poor, -2 Very Poor, -1 Poor, 0 Correct, +1 Good, +2 Very Good, +3 Excellent

W.O. Entry #	Each rider is scored between 0-infinity points and automatically begins the run with a score of 70 points -3 Extremely Poor, -2 Very Poor, -1 Poor, 0 Correct, +1 Good, +2 Very Good, +3 Excellent										Total Penalty	F&E	Score	Comment	
	1	2	3	4	5	6	7	8	9	10					
1	844	-1	-2	+1	0	0							0	67	(1)
2	893	0	5	53	-1	-11/2	-1						18	0	45 1/2
3	955	0	5	-1	+1/2	+1	-1						10	1/2	59
4	105	0	-1	-1	-2	0	0						0	66	(2)
5	860	-1	5	-1	-1/2	0	0						0	61 1/2	(5)
6	171	5	0	-1	+1	0	+1/2						5	0	63 1/2
7	179	0	+1	1	-1	-1	-2						10	0	58
8	175	-1	3	-1	+1	0	-1						3	1	65
9															
10															

RIDER FORM & EFFECTIVENESS: E = Excellent (5) VG = Very Good (4) G = Good (3-2) A = Average (1-0)
 FAULTS: Minor = 3 Major = 5 Severe = 10

Score	#	#	Rail Work	Score	#	#	Rail Work
97-100				70			
93-96				69.5			
89-92				69			
86-88				68.5			
85.5				68			
85				67.5			
84.5				67			
84				66.5			
83.5				66			
83				65.5			
82.5				66			
82				64.5			
81.5				64			
81				63.5			
80.5				63			
80				62.5			
79.5				62			
79				61.5			
78.5				61			
78				60.5			
77.5				60			
77				59.5			
76.5				59			
76				58.5			
75.5				58			
75				57.5			
74.5				57			
74				56.5			
73.5				56			
73				55.5			
72.5				55 & 1/2			
72							
71.5							
71							
70.5							

SHOWMANSHIP 280-285-305

Circle Division

Novice Youth Youth 13 < Youth 18 < Masters 45 >

Horseship

Date:

Judge:

Equitation

Signature:

Each rider is scored between 0-hinfty points and automatically begins the run with a score of 70 points

-3 Extremely Poor, -2 Very Poor, -1 Poor, 0 Correct, +1 Good, +2 Very Good, +3 Excellent

W.O.	Entry #	Each rider is scored between 0-hinfty points and automatically begins the run with a score of 70 points										Total Penalty	F&E	Score	Comment		
		1	2	3	4	5	6	7	8	9	10						
1	247	0	-1	-2	0	+1	0							3	1	66	(3)
2	305	-1	0	-1	0	0	0	-1						3	0	64	(4)
3	430	+1	0	0	+1	+1	+1							0	0	74	(1)
4	1210	0	0	-1/2	0	+1	0							1	72 1/2	(2)	
5																	
6	305	0	-1	-1/2	-1	0	-1							6	0	60 1/2	(1)
7	1601	-1	-2	-2	-2	-2	-2							8	0	51	(3)
8	11	-1	5	3	-1	0	0							13	0	54	(2)
9																	
10																	

RIDER FORM & EFFECTIVENESS: E = Excellent (5) VG = Very Good (4) G = Good (3) A = Average (1-0)
 FAULTS: Minor = 3 Major = 5 Severe = 10

Score	#	#	Rail	Score	#	#	Rail
97-100			70				
93-96			69.5				
89-92			69				
86-88			68.5				
85.5			68				
85			67.5				
84.5			67				
84			66.5				
83.5			66				
83			65.5				
82.5			65				
82			64.5				
81.5			64				
81			63.5				
80.5			63				
80			62.5				
79.5			62				
79			61.5				
78.5			61				
78			60.5				
77.5			60				
77			59.5				
76.5			59				
76			58.5				
75.5			58				
75			57.5				
74.5			57				
74			56.5				
73.5			56				
73			55.5				
72.5			55 & 1/2				
72							
71.5							
71							
70.5							

280 - 285 - 305

Circle Division

Youth 13 <

Youth 18 <

Masters 45 >

Equitation

Signature:

Date: 

Judge:

Novice Youth

Novice Amateur

Amateur 19 >

Horsemanship

Signature:

Each rider is scored between 0-unity points and automatically begins the run with a score of 70 points
-3 Extremely Poor, -2 Very Poor, -1 Poor, 0 Correct, +1 Good, +2 Very Good, +3 Excellent

W.O.	Entry #	Rider's Score										Total	Penalty	F&E	Score	Comment												
		1	2	3	4	5	6	7	8	9	10																	
1	844	0	0	0	0	0	0	0	0	0	0	0	0	0	2	72												
		85	86	87	88	89	90	91	92	93	94	95	96	97	98	99	100											
2	203	-1/2	-1/2	-2	-1	0	-1								1	67												
		84.5	84	83.5	83	82.5	82	81.5	81	80.5	80	79.5	79	78.5	78	77.5	77	76.5	76	75.5	75	74.5	74	73.5	73	72.5	72	71.5
3	255	0	-1	0	0	0	-1								2	60												
		84.5	84	83.5	83	82.5	82	81.5	81	80.5	80	79.5	79	78.5	78	77.5	77	76.5	76	75.5	75	74.5	74	73.5	73	72.5	72	71.5
4	105	0	0	-2	-1	0	0								2	69												
		84.5	84	83.5	83	82.5	82	81.5	81	80.5	80	79.5	79	78.5	78	77.5	77	76.5	76	75.5	75	74.5	74	73.5	73	72.5	72	71.5
5	210	-1	-1/2	0	0	0	0	+1/2							2	71												
		84.5	84	83.5	83	82.5	82	81.5	81	80.5	80	79.5	79	78.5	78	77.5	77	76.5	76	75.5	75	74.5	74	73.5	73	72.5	72	71.5
6	111	3	0	0	+1/2	+1/2	0								2 1/2	69 1/2												
		84.5	84	83.5	83	82.5	82	81.5	81	80.5	80	79.5	79	78.5	78	77.5	77	76.5	76	75.5	75	74.5	74	73.5	73	72.5	72	71.5
7	119	+1/2	+1/2	+1	-1	-1	-1								1	55												
		84.5	84	83.5	83	82.5	82	81.5	81	80.5	80	79.5	79	78.5	78	77.5	77	76.5	76	75.5	75	74.5	74	73.5	73	72.5	72	71.5
8	116	+1/2	3	0	-1/2	0	0								2	63												
		84.5	84	83.5	83	82.5	82	81.5	81	80.5	80	79.5	79	78.5	78	77.5	77	76.5	76	75.5	75	74.5	74	73.5	73	72.5	72	71.5
9																												
		84.5	84	83.5	83	82.5	82	81.5	81	80.5	80	79.5	79	78.5	78	77.5	77	76.5	76	75.5	75	74.5	74	73.5	73	72.5	72	71.5
10																												
		84.5	84	83.5	83	82.5	82	81.5	81	80.5	80	79.5	79	78.5	78	77.5	77	76.5	76	75.5	75	74.5	74	73.5	73	72.5	72	71.5

RIDER FORM & EFFECTIVENESS: E = Excellent (5) VG = Very Good (4) G = Good (3) A = Average (1-0)
FAULTS: Minor = 3 Major = 5 Severe = 10

Score	#	#	Rail Work	Score	#	#	Rail Work
97-100				70			
93-96				69.5	171		
89-92				69	105		
86-88				68.5			
85.5				68			
85				67.5			
84.5				67			
84				66.5			
83.5				66			
83				65.5			
82.5				65			
82				64.5			
81.5				64			
81				63.5			
80.5				63	175		
80				62.5			
79.5				62			
79				61.5			
78.5				61			
78				60.5			
77.5				60	258		
77				59.5			
76.5				59			
76				58.5			
75.5				58			
75				57.5			
74.5				57	203		
74				56.5			
73.5				56			
73				55.5			
72.5				55 & 179			
72				55			
71.5				54			
71				53			
70.5				52			

Circle Division

Novice Youth

Youth 13 <

Youth 18 <

Notice Amateur

Amateur 19 >

Masters 45 >

Circle Class
Showmanship
Horsemanship
Equitation

Show:

Date:

Judge:

Signature:

Each rider is scored between 0 and 10 points and automatically begins the run with a score of 70 points
-3 Extremely Poor, -2 Very Poor, -1 Poor, 0 Correct, +1 Good, +2 Very Good, +3 Excellent

W.O. Entry #	Each rider is scored between 0 and 10 points and automatically begins the run with a score of 70 points -3 Extremely Poor, -2 Very Poor, -1 Poor, 0 Correct, +1 Good, +2 Very Good, +3 Excellent										Total Penalty	F&E	Score	Comment		
	1	2	3	4	5	6	7	8	9	10						
1	515													2	75	
2	233	+1/2	+1/2	+1/2	+1/2	-1/2	+1/2							2	71	
3	044	0	0	-1/2	0	0	0							1	70 1/2	
4	311	0	0	0	0	-1	0							2	66	
5																
6																
7																
8																
9																
10																

Score	#	#	Rail Work	Score	#	#	Rail Work
97-100				70			
93-96				69.5			
89-92				69			
86-88				68.5			
85.5				68			
85				67.5			
84.5				67			
84				66.5			
83.5				66			
83				65.5			
82.5				65			
82				64.5			
81.5				64			
81				63.5			
80.5				63			
80				62.5			
79.5				62			
79				61.5			
78.5				61			
78				60.5			
77.5				60			
77				59.5			
76.5				59			
76				58.5			
75.5				58			
75				57.5			
74.5				57			
74				56.5			
73.5				56			
73				55.5			
72.5				55 & 1/2			
72							
71.5							
71							
70.5							

RIDER FORM & EFFECTIVENESS: E = Excellent (5) VG = Very Good (4) G = Good (3-2) A = Average (1-0)
FAULTS: Minor = 3 Major = 5 Severe = 10

AMERICAN
P A I N T
H O R S E
A S S O C I A T I O N

PATTERN CLASS SCORE SHEET

Showmanship 280 - 285 - 305

Circle Division
Novice Youth Youth 13 <
Novice Amateur Amateur 19 >
Youth 18 <
Masters 45 >
Equitation
Horseship
Showmanship
Circle Class

Show: _____
Date: _____
Judge: 

Signature: _____

Each rider is scored between 0-hinfty points and automatically begins the run with a score of 70 points
-4 Extremely Poor, -2 Very Poor, -1 Poor, 0 Correct, +1 Good, +2 Very Good, +3 Excellent

W.O.	Entry #	Each rider is scored between 0-hinfty points and automatically begins the run with a score of 70 points -4 Extremely Poor, -2 Very Poor, -1 Poor, 0 Correct, +1 Good, +2 Very Good, +3 Excellent										Total Penalty	F&E	Score	Comment		
		1	2	3	4	5	6	7	8	9	10						
1	241	+1	-1	0	+1/2	+1	+1/2								3	75	
2	305	0	0	-1	-1	0	0								5	1	64
3	130	+1	-1/2	-1/2	+1/2	+1/2	0								3	45	
4	1219	+1/2	+1/2	0	+1/2	0	0								2	73 1/2	
5																	
6	306	0	-1/2	0	-1/2	0	-1/2								8	1	61 1/2
7	104	-1/2	-1/2	-2	-2	-2	-1								20	1	43
8	11	+1/2	-1	-1/2	0	+1/2	-1								10	1	59 1/2
9																	
10																	

RIDER FORM & EFFECTIVENESS: E = Excellent (5) VG = Very Good (4) G = Good (3-2) A = Average (1-0)
FAULTS: Minor = 3 Major = 5 Severe = 10

Score	#	#	Rail Work	Score	#	#	Rail Work
97-100				70			
95-96				69.5			
89-92				69			
86-88				68.5			
85.5				68			
85				67.5			
84.5				67			
84				66.5			
83.5				66			
83				65.5			
82.5				65			
82				64.5			
81.5				64			
81				63.5			
80.5				63			
80				62.5			
79.5				62			
79				61.5			
78.5				61			
78				60.5			
77.5				60			
77				59.5			
76.5				59			
76				58.5			
75.5				58			
75				57.5			
74.5				57			
74				56.5			
73.5				56			
73				55.5			
72.5				55 & 1/2			
72				55			
71.5				54			
71				53			
70.5				52			

AMERICAN P A I N T H O R S E A S S O C I A T I O N

PATTERN CLASS SCORE SHEET
 Circle Division
 Novice Youth
 Youth 13 <
 Youth 18 <
 Novice Amateur
 Amateur 19 >
 Masters 45 >

Circle Class
 Showmanship
 Horsemanship
 Equitation

Date: _____
 Judge: _____
 Signature: _____

Each rider favored between 0-infinity points and automatically begins the run with a score of 70 points
 -3 Extremely Poor, -2 Very Poor, -1 Poor, 0 Correct, +1 Good, +2 Very Good, +3 Excellent

W.O. Entry #	Maneuver Description										Total Penalty	F&E	Score	Comment		
	1	2	3	4	5	6	7	8	9	10						
1	1901	+1/2	+1/2	+1	-1/2	0	-2						5	1	65 1/2	
2	MM															
3	2-H	+1/2	0	0	+1/2	+1/2	+1							2	74 1/2	
4	450	+1/2	0	0	0	0	0							2	72 1/2	
5	1219	+1/2	0	0	-1/2	0	-1						5	1	65	
6	191	0	3	-2	-2	-1	0	-2					5	1	56	
7																
8																
9																
10																

RIDER FORM & EFFECTIVENESS: E = Excellent (5) VG = Very Good (4) G = Good (3-2) A = Average (1-0)
 FAULTS: Minor = 3 Major = 5 Severe = 10

Score	#	#	Rail	Score	#	#	Rail
97-100				70			
93-96				69.5			
89-92				69			
86-88				68.5			
85.5				68			
85				67.5			
84.5				67			
84				66.5			
83.5				66			
83				65.5			
82.5				65			
82				64.5			
81.5				64			
81				63.5			
80.5				63			
80				62.5			
79.5				62			
79				61.5			
78.5				61			
78				60.5			
77.5				60			
77				59.5			
76.5				59			
76				58.5			
75.5				58			
75				57.5			
74.5				57			
74				56.5			
73.5				56			
73				55.5			
72.5				55 & 1/2			
72							
71.5							
71							
70.5							




Classes 270, 270, 290, 295, 310, 315

AMERICAN
P A I N T
H O R S E
A S S O C I A T I O N

PATTERN CLASS SCORE SHEET

Circle Division
Novice Youth
Youth 13 <
Youth 18 <
Novice Amateur
Amateur 19 >
Masters 45 >

Circle Class
Showmanship
Horsemanship
Equitation

Show: 278 290 295 310 315
Date: 
Judge: 
Signature: 

W/O. Entry #	Each rider labeled between 0-faulty points and automatically begins the run with a score of 70 points -3 Extremely Poor, -2 Very Poor, -1 Poor, 0 Good, +2 Very Good, +3 Excellent										Total Penalty	F&E	Score	Comment		
	1	2	3	4	5	6	7	8	9	10						
1	245	0	0	-1/2	-1	0	-2						10	1	57 1/2	
2																
3	235		-1/2	+1/4	0	-1/2	+1/2	+1/2						2 1/2	73 72 1/2	
4	210	0	0	0	0	0	-1							1	65	
5	105		+1/2	0	-1/2	0	+1/2	0						2	72 1/2	
6	220		+1/2	0	+1/2	+1/2	+1/2							2	74 1/2	
7	110		+1/2	+1/2	+1/2	+1/2	0	+1/2						2 1/2	75	
8	200		+1/2	+1	+1/2	+1/2	+1/2	+1/2						3	78 1/2	
9	250		+1/2	+1	+1	+0	+1	+1						3 1/2	79 1/2	
10																

RIDER FORM & EFFECTIVENESS: E = Excellent (5) VG = Very Good (4) G = Good (3-2) A = Average (1-0)
FAULTS: Minor = 3 Major = 5 Severe = 10

Score	#	#	Rail	Score	#	#	Rail
97-100				70			
93-96				69.5			
89-92				69			
86-88				68.5			
85.5				68			
85				67.5			
84.5				67			
84				66.5			
83.5				66			
83				65.5			
82.5				65			
82				64.5			
81.5				64			
81				63.5			
80.5				63			
80				62.5			
79.5				62			
79				61.5			
78.5				61			
78				60.5			
77.5				60			
77				59.5			
76.5				59			
76				58.5			
75.5				58			
75				57.5			
74.5				57			
74				56.5			
73.5				56			
73				55.5			
72.5				55 & 1/2			
72							
71.5							
71							
70.5							