



Utility Truck

1974 technical specifications

MODEL: UT-10

HORSEPOWER: 10 BHP max. @ 3600 RPM

COOLING: Multi-Bladed fan on flywheel pulls cool air through rotating screen forcing it over cooling fins on cylinder and head.

CRANKSHAFT: Ductile iron, with integral counterweights. Crankpin hardened.

Main Bearings: Tapered roller bearings at both ends of crankshaft.

Rotation: Counterclockwise when viewed from power take-off side.

CYLINDER AND CRANKCASE: Precision cast iron alloy.

Piston: Cam ground, permanent mold, heat treated, aluminum alloy with one oil control and two compression rings (top compression ring chrome plated.)

Piston Pin: High finish hardened steel.

Cylinder Head: Aluminum alloy with extra deep, grass proof, cooling fins.

Connecting Rods: I-Beam design. Forged aluminum alloy, heat treated, with large bearing area.

Valves: Austenitic steel intake. austenitic steel exhaust with stellite seating surface.

Valve Seats: Intake-iron alloy insert, exhaust-stellite insert.

Valve Lifters: Precision machined and heat treated.

Valve Guides: Integral with cylinder.

FUEL SYSTEM:

Air Cleaner: Large capacity replaceable, extra fine filtration, nonbypassable pleated paper element.

Carburetor: Float bowl, manual choke, manual stop with remote provisions and remote throttle control.

Fuel Pump: 6 PSI-vacuum operated. Integral with carburetor.

GOVERNOR: Most efficient mechanical type, in crankcase, for positive engine speed control.

COMPRESSION RELEASE: Relieves compression during starting cycle for quick, reliable starting.

IGNITION: Solid state magneto capacitor discharge design with electronic retard. Sealed in epoxy resin impervious to dust and moisture.

LUBRICATION: Splash system - 50 ounce capacity sump.

MUFFLER: Large capacity.

PAINT: Attractive, long lasting baked enamel. Metal chemically cleaned and treated for permanent bonding.

STARTER: Electric - 12V 20 AMPS.

CYLINDER DISPLACEMENT: 23.7 cu.in.

GAS TANK CAPACITY: 3 gallons - U.S. measure.

APPROX. WEIGHT: 600 pounds

FRAME: Fabricated 1-1/2" tubular steel.

TIRE (Front): 18 x 8.50 x 8 2 ply - 4 ply rated tubeless.

TIRES (Rear): 21 x 11 x 8 knobbed 2 ply - 4 ply rated tubeless.

CLUTCH: Torque convertor - automatic.

TRANSMISSION: Reversing = 2:36 to 1 gear reduction, No. 40 chain driven to limited-slip differential.

BRAKES: Dual hydraulic brakes on rear axles; 8" disc.; integral hydraulic parking lock.

LENGTH: 93" overall.

SEAT WIDTH: 36" passenger area.

SUSPENSION: Hydraulically dampened with coil spring assist. Fully adjustable for ride control.

DUMP BED: Over 8 cubic feet capacity.

Length: 34-7/8"

Width: 39-7/8"

Depth: 10-1/4"

GROUND CLEARANCE: 5-3/4" - lowest point.

ELECTRICAL SPECIFICATIONS:

Headlight: SAE approved sealed beam. 35 watt, 12V DC. Dual intensity - single control.

Taillight: SAE approved, dual intensity. Reflector lens and license plate illumination.


Battery: 12V 32 AMP/hour wet cell.

Alternator: 20 AMP @ 12 volts. Integral with engine.

Rectifier: Solid-state, regulated.



TRANSAXLE Utility Truck



illustrated parts

ALSPORT, INCORPORATED
84 Whittlesey, Norwalk, Ohio 44857

Part Number 659-136

U. T. 10 Transaxle		figure ONE
Item no.	part no.	description
1.	633-107	Handle Bar
2.	720-104	Throttle Grip Assembly
3.	720-105	Dummy Grip
	720-101	Items 2 & 3
4.	746-145	Throttle Cable
5.	746-103	Throttle Cable Lock
6.	749-102	Cable Ties
7.	710-100	King Pin 3/4-10 x 5 5/8
8.	741-102	Bearing 3/4 I. D.
9.	712-105	King Pin Nut 3/4-10
10.	633-105	Front Fork
11.	711-107	Handle Bar Mount
12.	710-105	Hex Hd. Bolt 5/16-24 x 2 1/4
13.	712-102	Hex Lock Nut 5/16-24
14.	710-116	Hex Hd. Bolt 3/8-24 x 1 3/4
15.	736-102	Flat Washer 3/8 I. D.
16.	749-114	Front Shock #100-8002-000
17.	633-106	Leading Link
18.	710-118	Hex Whiz Lock Bolt 3/8-24 x 3/4
19.	646-100	Choke
20.	734-101	Front Tire & Wheel Assembly
21.	711-100	Axle 3/4 Dia. x 12"
22.	750-100	Wheel Spacers 3/4 I. D. x 3 7/16"
23.	712-100	Hex Lock Nut 3/8-24



ALSPORT, INCORPORATED

U. T. 10 Transaxle

figure

TWO

item no.

part no.

description

1.	633-112	Tailgate
	627-117	Tailgate Latch Pin
	632-100	Spring
	736-102	Flatwasher 3/8 I. D.
	715-101	Cotter Pin
2.	633-111	Dump Box
3.	626-129	Tailgate Pivot Plate
4.	710-128	Hex Bolt 5/16-24 x 1
5.	712-102	Hex Lock Nut 5/16-24
6.	633-115	L. H. Rear Fender
7.	633-116	R. H. Rear Fender
8.	623-100	Back Rest Pad
9.	623-101	Seat Pad
10.	633-102	Seat Frame
11.	626-131	Dump Box Pivot Plate
12.	710-106	Hex Hd. Bolt 5/16-24 x 1 1/2
13.	712-102	Hex Lock Nut 5/16-24
14.	710-131	Hex Hd. Bolt 1/4-20 x 1
15.	712-129	Hex Lock Nut 1/4-20
16.	633-103	Dump Box Latch Pin
17.	715-101	Cotter Pin
18.	736-111	Flat Washer 1/2 I. D.
19.	632-101	Spring
20.	710-129	Wood Screw #10 x 3/4
21.	633-109	Front Fender Cap
22.	633-108	Front Fender
23.	633-110	Console
24.	610-102	Hex Hd. Bolt 5/16-24 x 3
25.	712-102	Hex Lock Nut 5/16
26.	610-117	Self Drilling Screw
	613-103	Tailgate Sash Chain
	651-103	Plastic Loom
	627-143	"S" Hook
	710-147	Machine Screw 10-32 x 5/8
	712-118	Lock Nut 10-32



ALSPORT, INCORPORATED

U. T. 10 Transaxle	figure	THREE
--------------------	--------	-------

Item no.	part no.	description
----------	----------	-------------

1.	633-135	Frame
2.	626-109	L. H. Side Panel
3.	626-108	R. H. Side Panel
4.	626-113	Rear Side Panel
5.	626-155	Carpet Retainers
6.	626-165	Carpet Retainers
7.	628-100	Pop Rivets
8.	635-107	Rubber Grommet
9.	635-108	Limiter Rubber
10.	710-168	Hex Hd. Bolt 1/4-20 x 3/4
11.	712-129	Hex Lock Nut 1/4-20
12.		Not Used
	726-326	Battery Hold down Strap
	633-137	Battery Box (bolt on)



ALSPORT, INCORPORATED

U. T. 10 Transaxle		figure	FOUR
Item no.	part no.	description	
1.	638-102	Axle & Hub Assembly	
2.	710-226	Lug Stud 7/16-20 x 1	
3.	741-105	Bearing & Collar 1" I. D.	
4.	633-118	R. H. Axle Support	
5.	633-117	L. H. Axle Support	
6.	714-111	Woodruff Key #808	
7.	617-110	Universal Joint (1" Bore & Spline)	
8.	710-197	Sq. Hd. Cross Drilled Bolt 3/8-16 x 3/4	
9.	710-163	Allen Hd. Bolt 3/8-16 x 7/8	
10.	712-121	Locknut 3/8-16	
11.	633-114	Torque Arm	
12.	712-147	Hex Nut 1/2-20	
13.	711-115	Rod End Bearing	
14.	710-157	Hex Hd. Bolt 1/2-20 x 1 1/2	
15.	749-115	Rear Shocks #500-8002-000	
16.	650-101	Spacers 7/16 I. D. x 1 1/16"	
17.	610-100	Hex Hd. Bolt 7/16-20 x 5	
18.	712-123	Hex Lock Nut 7/16-20	
19.	736-149	Flat Washer 7/16 I. D.	
20.	712-152	Lug Nut 7/16-20	
21.	734-100	Rear Knobby Tire	
	615-100	Roll Pin 3/16 x 1 1/2 (not shown)	



ALSPORT, INCORPORATED

U. T. 10 Transaxle	figure	FIVE
--------------------	--------	------

item no.	part no.	description
----------	----------	-------------

1.	635-101	Fuel Tank
2.	651-100	Fuel Tank Cap
3.	624-100	Fuel Guage
4.	735-110	Rubber Strip
5.	710-168	Hex Hd. Bolt 1/4-20 x 3/4
6.	635-106	Rubber Grommet
7.	712-129	Lock Nut 1/4-20
8.	626-190	Engine Mount
9.	735-118	Rubber Motor Mount
10.	710-155	Hex Hd. Bolt 10-32 x 5/8
11.	712-118	Lock Nut 10-32
12.	736-102	Flat Washer 3/8 I. D.
13.	736-101	Lock Washer 3/8 I. D.
14.	710-220	Hex Bolt 3/8-16 x 1
15.	712-100	Lock Nut 3/8-24
16.	710-116	Hex Hd. Bolt 3/8-24 x 1 3/4



ALSPORT, INCORPORATED

U. T. 10 Transaxle		figure	SIX
item no.	part no.	description	
1.	652-100	10HP Tecumseh Engine Electric Start	
2.	633-125	Exhaust Manifold Assembly	
3.	633-122	Muffler Assembly	
4.	732-102	Springs	
	618-103	Retaining Clip (not shown)	
5.	710-131	Hex Hd. Bolt 1/4-20 x 1	
6.	712-129	Hex Lock Nut 1/4-20	
7.	626-152	Muffler Straps	
8.	633-124	Rear Air Cleaner Plate	
9.	NPN	Air Filter (see Tecumseh Supplement)	
10.	NPN	Cover (see Tecumseh Supplement)	
11.	633-123	Air Filter Flange	
12.	712-129	Hex Lock Nut 1/4-20	
13.	710-133	Hex Hd. Bolt 1/4-20 x 2	
14.	627-155	Filter Tube	
15.	623-102	Flex Tube 1" I. D. x 6"	
16.	NPN	Wing Nut (see Tecumseh Supplement)	
17.	750-117	Lock Collar 3/4 I. D.	
18.	617-107	Torque Convertor Driven 1" Bore	
19.	654-100	Drive Belt	
20.	717-130	Torque Convertor Driver	
21.	614-100	Key 1/4 Sq. x 1"	
22.	736-148	Flat Washer 3/8 I. D.	
23.	710-126	Hex Hd. Bolt 3/8-24 x 2 1/2	
	623-103	Air Filter Hose Clamp (not shown)	



ALSPORT, INCORPORATED

U. T. 10 Transaxle		figure SEVEN
--------------------	--	--------------

Item no.	part no.	description
----------	----------	-------------

1.	617-105	Trans Axle (not shown)
2.	635-102	Shift Knob
3.	627-159	Shift Arm
4.	641-100	Rod End Bearing
5.	612-103	Hex Nut 3/8-24
6.	710-166	Hex Bolt 3/8-24 x 1
7.	712-100	Lock Nut 3/8-24
8.	633-133	Shift Pivot Assembly
9.	627-149	Shift Pivot Bushing
10.	610-108	Hex Hd. Bolts 5/16-18 x 3/4
11.	736-105	Lock Washer 5/16 I. D.
12.	710-115	Hex Bolt 3/8-24 x 1 1/2



ALSPORT, INCORPORATED

U. T. 10 Transaxle		figure EIGHT
Item no.	part no.	description
1.	725-239	Battery 12 Volt
2.	710-121	Hex Hd. Bolt 5/16-24 x 3/4
3.	736-105	Lock Washer 5/16 I. D.
4.	712-102	Hex Lock Nut 5/16-24
5.	726-184	Mounting Bracket
6.	657-100	Hydraulic Brake Lever Lock
7.	637-100	Elbow
8.	637-101	Filling
9.	710-168	Hex Hd. Bolt 1/4-20 x 3/4
10.	712-129	Hex Lock Nut 1/4-20
11.	625-104	Rectifier (Tecumseh No. 1A183-6)
12.	625-102	Tailight
	725-249	Replacement Bulb
	625-105	Replacement Lens
	625-106	Replacement Housing Assembly
13.	725-230	Ignition Switch
14.	725-166	Headlight
	725-200	Replacement Bulb
	725-209	Replacement Housing Assembly
15.	626-154	Battery Hold Down Strap
16.	712-148	Wing Nut 5/16-18
17.	725-238	Solenoid
	625-100	Main Wire Harness
	625-101	Battery Cable 30"
	725-235	Battery Cable 14"
	725-251	Fuse Harness
	625-108	Ground Wire Brown



ALSPORT, INCORPORATED

U. T. 10 Transaxle	figure	NINE
--------------------	--------	------

Item no.	part no.	description
----------	----------	-------------

- | | | |
|----|---------|--|
| 1. | 657-104 | Disc Brake Ass'y. |
| 2. | 757-128 | Hyd. Brake System (see Kelsey-Hayes Brake section for service parts) |



ALSPORT, INCORPORATED

U. T. 10 Transaxle		figure	TEN
--------------------	--	--------	-----

item no.	part no.	description	
----------	----------	-------------	--

- | | | | |
|----|---------|--------------------------|--|
| 1. | 635-100 | Floor Mat | |
| 2. | 659-102 | L. H. Decal for Dump Box | |
| 3. | 659-103 | R. H. Decal for Dump Box | |
| 4. | 659-101 | Front Fender Decal | |
| 5. | 759-100 | Alsport Logo | |



ALSPORT, INCORPORATED

U. T. 10 Transaxle		figure	ELEVEN
--------------------	--	--------	--------

Item no.	part no.	description	
----------	----------	-------------	--

- | | | | |
|----|---------|------------------------------|-------|
| 1. | 749-105 | Jiffy Trim | |
| 2. | 659-134 | Decal Operation Instructions | |
| 3. | 725-265 | Reflector | Red |
| 4. | 725-264 | Reflector | Amber |
| 5. | 659-126 | Decal "On-Off Switch" | |
| 6. | 659-106 | Decal Dump Instructions | |
| 7. | 659-135 | Decal Shift Pattern | |



ALSPORT, INCORPORATED

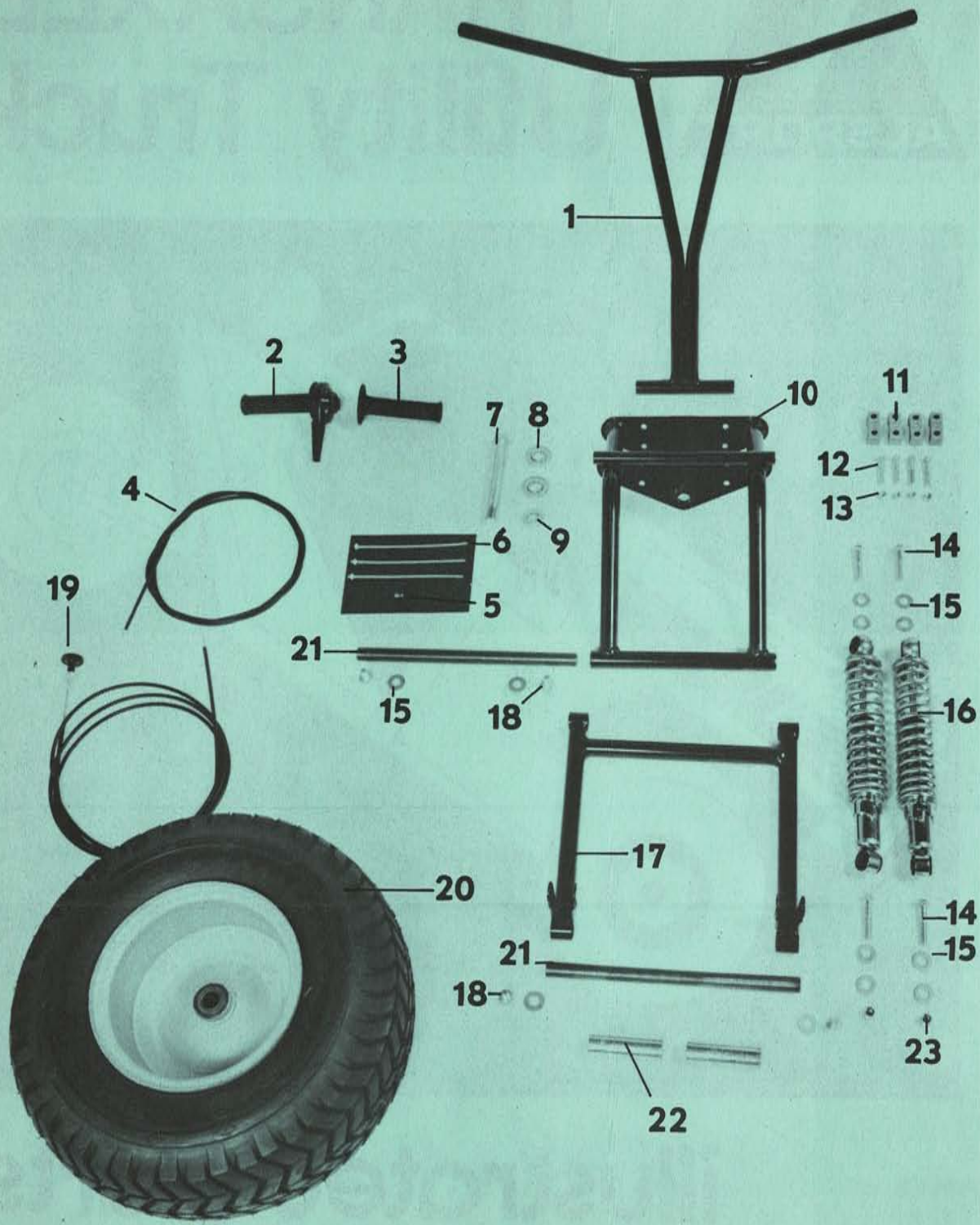


FIGURE 1 / U.T.10 Transaxle




FIGURE 2 / U.T.10 Transaxle




FIGURE 3 / U.T. 10 Transaxle

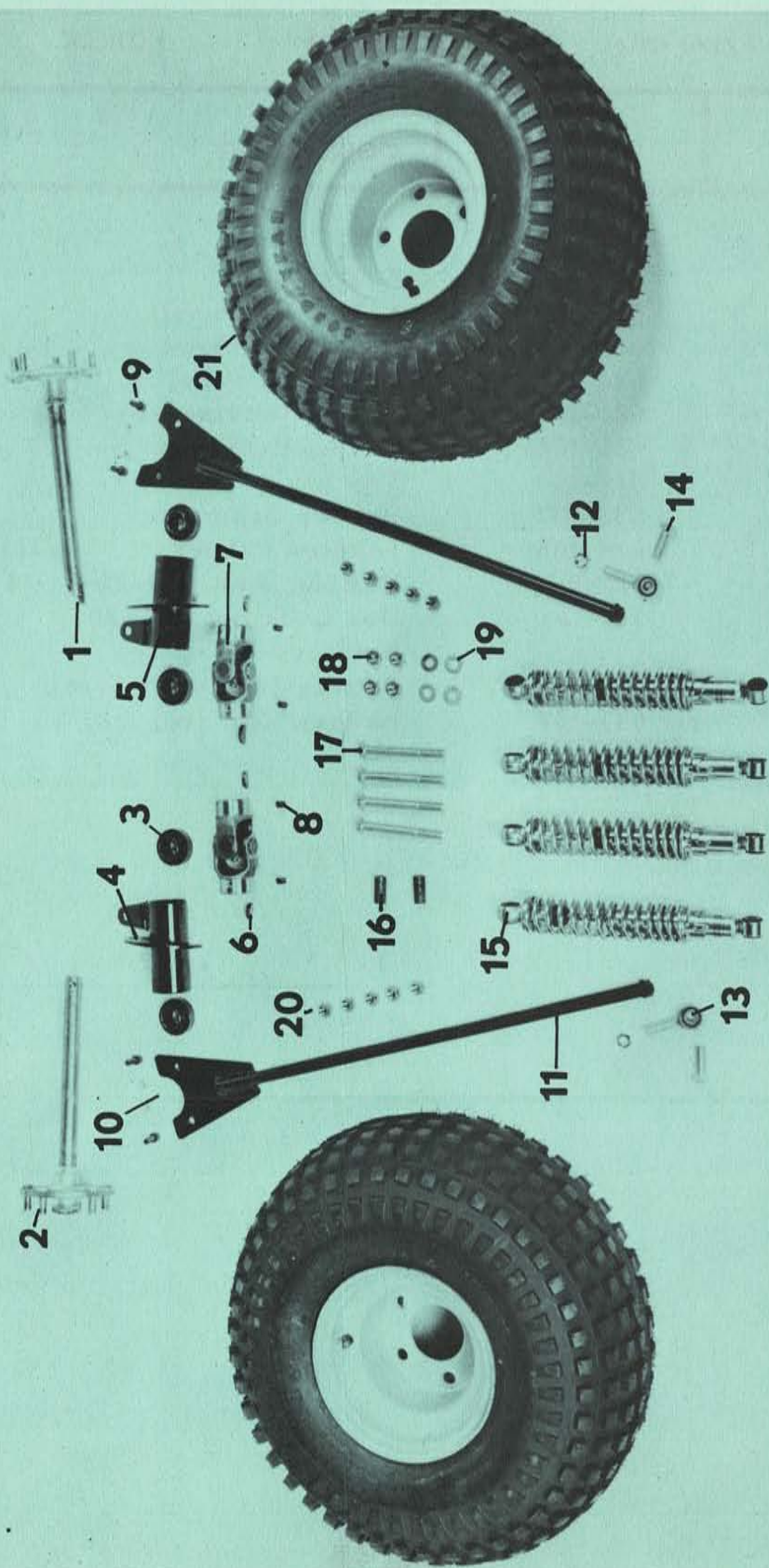


FIGURE 4 / U.T. 10 Transaxle




FIGURE 5 / U.T. 10 Transaxle




FIGURE 6 / U.T. 10 Transaxle

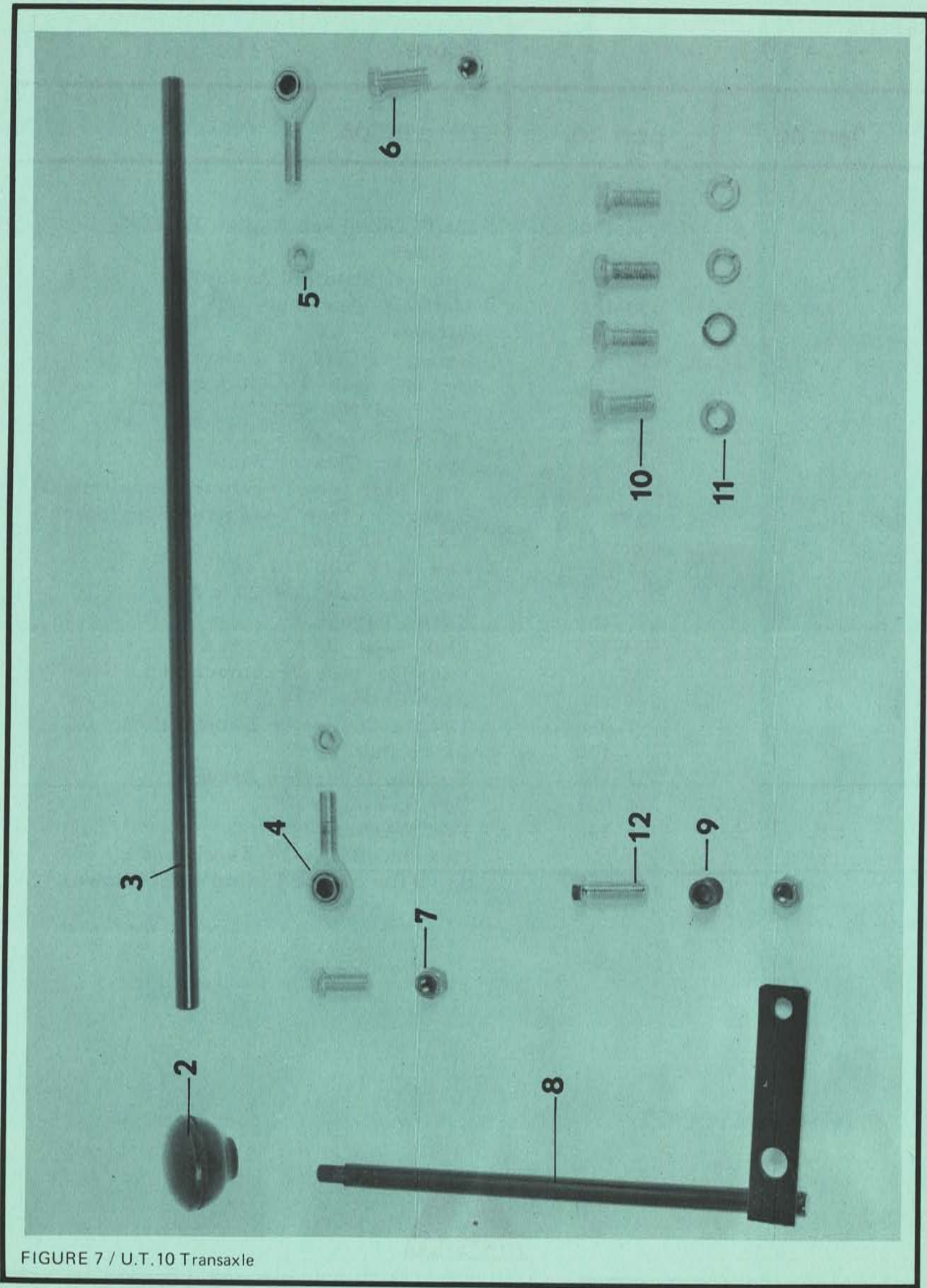


FIGURE 7 / U.T.10 Transaxle




FIGURE 8 / U.T. 10 Transaxle




FIGURE 9 / U.T.10 Transaxle


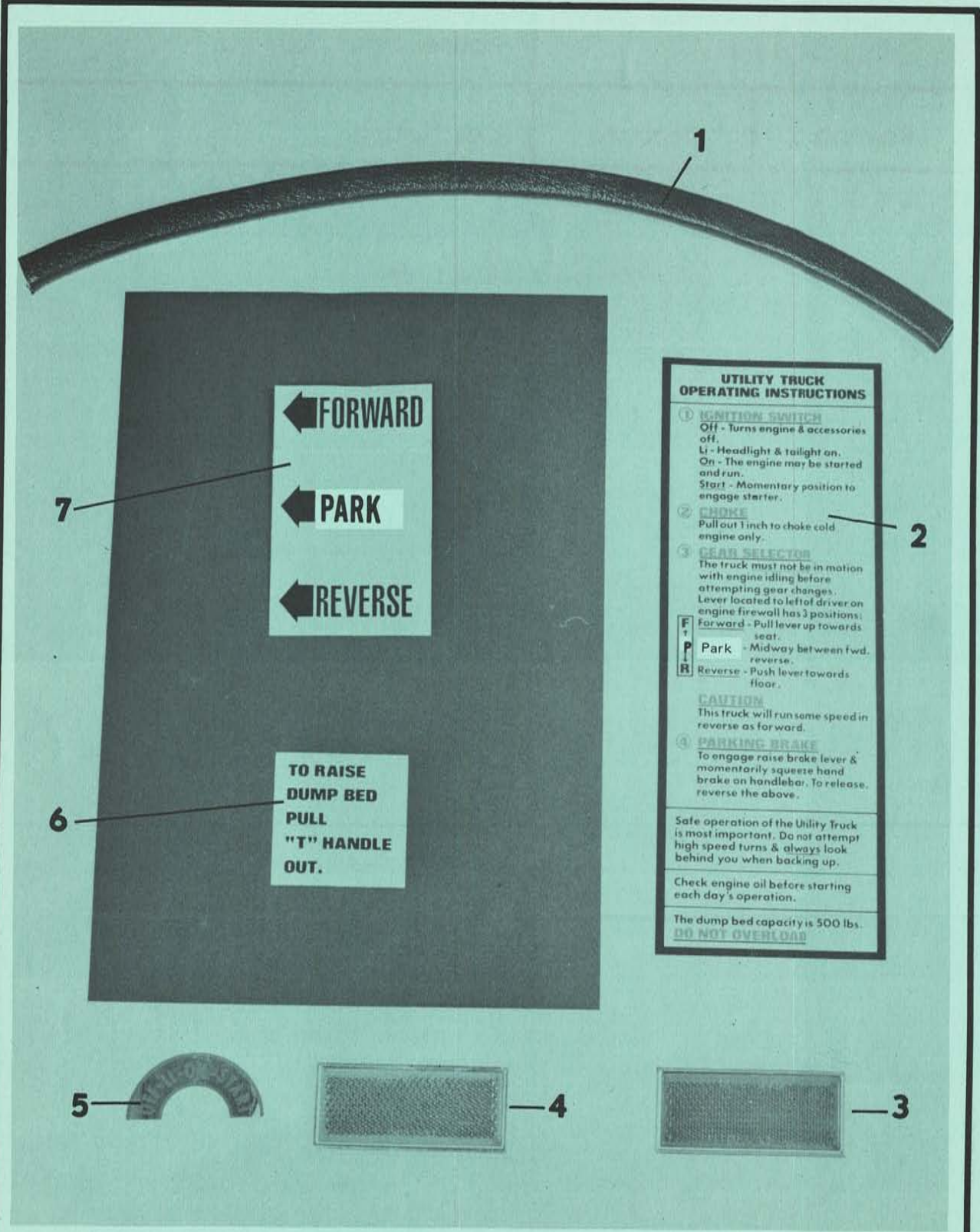


FIGURE 10 / U.T.10 Transaxle



**UTILITY TRUCK
OPERATING INSTRUCTIONS**

① **IGNITION SWITCH**
 Off - Turns engine & accessories off.
 Li - Headlight & taillight on.
 On - The engine may be started and run.
 Start - Momentary position to engage starter.

② **CHOKE**
 Pull out 1 inch to choke cold engine only.

③ **GEAR SELECTOR**
 The truck must not be in motion with engine idling before attempting gear changes. Lever located to left of driver on engine firewall has 3 positions:

F	Forward - Pull lever up towards seat.
P	Park - Midway between fwd. reverse.
R	Reverse - Push lever towards floor.

CAUTION
 This truck will run some speed in reverse as forward.

④ **PARKING BRAKE**
 To engage raise brake lever & momentarily squeeze hand brake on handlebar. To release, reverse the above.

Safe operation of the Utility Truck is most important. Do not attempt high speed turns & always look behind you when backing up.

Check engine oil before starting each day's operation.

The dump bed capacity is 500 lbs.
DO NOT OVERLOAD

FIGURE 11 / U.T.10 Transaxle



alsport Utility Truck

PARTS PRICE LIST

E ffective November 1, 1974

PRICES SHOWN ARE
MANUFACTURER'S SUGGESTED LIST PRICES.

THIS PARTS PRICE LIST SUPERSEDES
PREVIOUSLY PUBLISHED PRICE LISTS OR SUPPLEMENTS.

PRICES SUBJECT TO CHANGE WITHOUT NOTICE.

U.S. PRICES ONLY



PN 659-109

ALSPORT UTILITY TRUCK PARTS
PRICE LIST
600 Series

<u>Part No.</u>	<u>Description</u>	<u>List Price Each</u>
610-100 A	7/16-20 x 5 Bolt	.15
610-101	7/16-20 x 4 1/2 Bolt	.30
610-102 A	5/16-24 x 3 Bolt	.15
610-103	3/8-16 x 2 1/4 Bolt	.20
610-104 A	5/16-18 x 1/2 Set Screw	.15
610-105	5/16-24 x 3 1/2 Bolt	.20
610-106 A	5/16-24 x 1/2 Bolt	.15
610-107 A	1/4-20 x 1 1/4 Machine Screw	.15
610-108 A	5/16-18 x 3/4 Bolt	.15
610-109	See 710-139	
610-110 A	1/4-20 x 2 Machine Screw	.15
610-111 A	3/8-24 x 3 Bolt	.15
610-112 A	1/4-20 x 1 1/4 Bolt	.15
610-113	See 710-168	
610-114 A	3/8-24 x 1 1/4 Bolt	.15
610-115 A	1/4-20 x 3/4 Machine Screw	.15
610-116 A	1/4-28 x 3/4 Machine Screw	.15
*610-117	Self Drilling Screw	.20
612-100	9/16-18 Hex Nut	.20
612-101	1/4-20 Moly Jam Nut	.20
612-102 A	1/4-20 Wing Nut	.15
612-103 A	3/8-24 Jam Nut	.15
613-101	#40 Chain Pitch 39	7.20
613-102	#40 Chain Pitch 65	11.55
613-103	11" Sash Chain	1.00
613-104	4 1/2" Sash Chain	.50
614-100 A	1/4" sq. x 1" Key	.25
615-100	3/16 Dia. x 1 1/2" Roll Pin	.20
617-100	See 717-130	
617-101	Torque Convertor Driven	60.80

<u>Part No.</u>	<u>Description</u>	<u>List Price Each</u>
626-152	Muffler Strap	.40
626-153	Transmission & Jackshaft Support	.50
626-154	Battery Hold Down Strap	1.50
626-155	Footstep Carpet Retainer (short)	2.00
626-160	Side Panel Support	2.00
626-165	Footstep Carpet Retainer (long)	3.00
*626-190	Engine Mount	10.00
*626-196	Battery Protector Plate	.75
627-117	Tailgate Latch	2.50
627-134	Shift Arm Apex	1.80
*627-138	Shift Arm	1.00
627-143	"S" Hook	.35
627-149	Shift Pivot Bushing	.50
*627-155	Air Filter Flange	.80
*627-159	Shift Arm	1.00
628-100 A	Pop Rivet Ad 64 BS	.15
628-101 A	Pop Rivet Ad 66 BS	.15
632-100	1/2 x 2 1/2 Spring	.50
632-101	5/8 x 2 1/2 Spring	.50
633-100	Shift Bracket Ass'y.	1.75
633-101	Shift Pivot Ass'y.	2.10
633-102	Seat Frame	23.25
633-103	Dump Box Latch Pin	2.00
633-104	Tailgate Latch Pin	2.00
633-105	Front Fork	17.55
633-106	Leading Link	14.00
633-107	Handle Bar	9.20
633-108	Front Fender	15.65
633-109	Front Fender Cap	4.35
633-110	Console	11.10
633-111	Dump Box	77.00
633-112	Tailgate	18.15
*633-113	Frame (Revised)	215.00
633-114	Torque Arm	10.55
633-115	L. H. Rear Fender	7.75
633-116	R. H. Rear Fender	7.75
633-117	L. H. Axle Support	5.40
633-118	R. H. Axle Support	5.40
633-119	Engine Mount 10 H. P.	10.60
633-120	Shift Linkage	.65
633-121	See 626-121	

<u>Part No.</u>	<u>Description</u>	<u>List Price Each</u>
648-100	Sprocket 18 tooth 3/4 Bore	6.90
648-101	Sprocket 24 tooth 3/4 Bore	8.40
648-102	Sprocket 14 tooth 1" Bore	8.80
649-100 A	Ty Rap 12"	.15
649-101 A	Ty Rap 6"	.15
649-102	Edge Protector 13"	1.50
650-100	7/16" I. D. x 1 Spacer	.80
650-101	3/4 O. D. x 1/2 I. D. x 1 1/16 Spacer	.45
650-102	9/16 O. D. x 5/16 I. D. x .58 Spacer	.20
651-100	Fuel Tank Cap (plastic)	.60
651-101	Muffler Asbestos	2.00
651-103	4 1/2" Plastic Loom	.50
652-100	10 HP Tecumseh Engine	352.50
654-100	Drive Belt	13.00
657-100	Hydraulic Brake Lever Lock	36.75
*657-104	Brake Disc Ass'y (Precico)	9.00
659-100	Alsport Logo	1.20
659-101	Front Fender Decal	1.20
659-102	L. H. Decal for Dump Box	1.20
659-103	R. H. Decal for Dump Box	1.20
659-104	Operation Instruction Decal	.40
659-105	Shift Pattern Decal	.40
659-106	Dump Box Instructions	.40
**659-107	U. T. Owners Manual	3.00
**659-108	U. T. Illustrated Parts	1.00
**659-109	U. T. Parts Price List	1.00
**659-110	U. T. Sales & Service Manual	6.00
659-126	On & Off Decal	.40
**659-128	U. T. Transmission Service Section	1.00
**659-129	U. T. Electrical System	1.00
**659-130	U. T. Assembly Instructions	1.00
**659-133	U. T. Supplement "Granite State"	1.00
*659-134	Decal Operation Instructions	.40
*659-135	Decal Shift Pattern	.40
**659-136	U. T. Transaxle Illustrated Parts List	1.00

<u>Part No.</u>	<u>Description</u>	<u>List Price Each</u>
712-100 A	3/8-24 Hex Nut -Nylon	.15
712-102 A	5/16-24 Lock Nut Nylon	.15
712-104 A	1/2-20 Lug Nut	.15
712-105	3/4-10 King Pin Nut	.55
* 712-108 A	Hex Nut 5/16-24	.15
712-117 A	5/16-18 Lock Nut Center	.15
712-118 A	10-32 Lock Nut	.15
* 712-121 A	3/8-16 Lock Nut	.15
712-123	7/16-20 Lock Nut Center	.30
712-129 A	1/4-20 Lock Nut Nylon	.15
712-132 A	1/2-20 Lock Nut Center	.15
712-135 A	3/8-24 Lock Nut Center	.15
712-147	1/2-20 Hex Nut	.20
712-148	5/16-18 Wing Nut	.20
* 712-152 A	7/16-20 Lug Nut	.15
713-100 A	#40 Master Link Clip	.25
713-106 A	#40 Half Link	.50
713-110 A	#40 Master Link Cotteded	.50
714-102 A	3/16 Sq. x 2 Key	.25
714-103	3/16 Sq. x 4 Key	.45
714-111 A	#808 Woodruff Key	.20
715-101 A	3/32 x 3/4 Cotter Pin	.15
717-114	Universal Joint 1" Bore	22.40
717-123	Differential (for service parts see Holtan HA 252 Transmission)	66.55
717-126	Differential (for service parts see Peerless Transmission)	40.80
717-130	Drive Torque Convertor Salsbury 780 Series	49.30
720-101	Magura Twist Grip & Dummy Grip	6.25
720-104	Magura Twist Grip Ass'y.	5.55
720-105	Magura Dummy Grip	.70
723-112	3/32 I. D. Fuel Line	.60/ft.
723-141	1 1/2 Dia. U-Clamp	.25
723-142	1 1/2 Saddle	.50
723-152	Fuel Tank Cap	1.40
723-184	Fuel Filter Fram G-6	2.50

<u>Part No.</u>	<u>Description</u>	<u>List Price Each</u>
741-101	3/4" I. D. Bearing w/collar	5.65
741-102	3/4" I. D. Bearing	1.85
741-103	1" I. D. Bearing w/Lock Collar	5.10
741-105	1" I. D. Bearing and Lock Collar	4.80
*746-102	See 646-102	
746-103 A	Throttle Cable Lock	.30
*746-145	Throttle Cable	2.70
748-120	#40 A 54 Sprocket (for Holtan HA 252 Differential)	9.95
748-127	#40 A 54 Sprocket (for Peerless Differential)	9.95
749-102 A	6 3/4" Long Cable Ties	.15
749-105	Jiffy Trim	.35 /ft
749-110	Flangett for 3/4" I. D. Bearing	.85
749-114	#100-8002-000 Front Shock	18.80
749-115	#500-8002-000 Rear Shock	20.20
749-116	Flangett for 1" I. D. Bearing	1.00
750-100	3/4 I. D. x 3 7/16 Wheel Spacer	1.30
750-117	3/4 I. D. Lock Collar	1.00
*757-128	Hyd. Brake Ass'y (for service parts see Kelsey-Hayes Brake Section)	75.20
757-140	Hyd. Brake Ass'y. (for service parts see Borg-Warner Supplement)	74.80
757-141	8" Disc Assembly (Borg-Warner)	9.00
757-143	8" Disc Brake (Borg-Warner #C20057P)	6.00
757-144	1" Bore Brake Hub (Borg-Warner #B200058P)	3.00

1. THIS PARTS LIST IS IN NUMERICAL ORDER, FOR EASE IN LOCATING PRICES.
2. THE LETTER "A" FOLLOWING THE PART NUMBER INDICATES BULK PACKAGING OF 10 PIECES.
3. WHEN A PART IS REPLACED, THE SUGGESTED LIST PRICE IS THAT OF THE REPLACEMENT PART.
4. "NLA" INDICATES THE PART IS NO LONGER AVAILABLE FROM THE FACTORY, BUT MAY BE AVAILABLE FROM THE DISTRIBUTOR.
5. "NA" INDICATES THE PART NUMBER HAS REVERTED TO ORIGINAL MANUFACTURERS PART NUMBER. TO LOCATE THESE PARTS, REFER TO MANUFACTURERS ILLUSTRATED PARTS BOOK, IN THE RESPECTIVE SECTION OF THE 1974 SALES & SERVICE MANUAL.
6. PRICES ARE MANUFACTURERS SUGGESTED LIST PRICE AT THE TIME OF PUBLICATION, AND ARE SUBJECT TO CHANGE ANYTIME WITHOUT NOTICE.
7. SINGLE ASTERIKS (*) INDICATE THAT THE ITEM WAS ADDED TO THE PRICE LIST OR THAT THIS PRICE HAS CHANGED SINCE THE LAST PUBLISHED PRICE LIST.
8. DOUBLE ASTERIKS (**) INDICATE THAT ALL LITERATURE MATERIAL IS NET PRICE ONLY, NO DISCOUNT.

<u>Part No.</u>	<u>Description</u>	<u>List Price Each</u>
617-102	Transmission (for service parts see Apex Supplement)	205.00
617-103	"Hot Shift" Transmission (for service parts see Snow-Nabxtedt Supplement)	330.00
*617-105	Transaxle-Precico (for service parts see Transmission Section)	367.20
*617-107	Torque Convertor Driven 1" Bore	61.80
*617-110	U-Joint (1" Bore & Spline)	28.20
618-101	Exhaust Clamp	1.50
*618-102	Saddle 1 5/8 Clamp	.50
*618-103	Retaining Clip	.50
623-100	Back Rest Pad	21.20
623-101	Seat Pad	39.80
623-102	1" I. D. x 6" Lgth. Flex Tube	1.50
*623-103	Hose Clamp	.75
624-100	Fuel Guage	1.50
625-100	Main Wire Harness	14.00
625-101	Battery Cable 30"	4.65
625-102	Tailight	3.20
625-103	Ignition Switch	4.35
625-104	Rectifier Tecumseh #1A183-6	4.95
625-105	Lens f/625-102	1.00
625-106	Housing Assembly f/625-102	1.75
625-107	NLA	
625-108	15" Black Battery Cable	3.00
625-109	20" Red Battery Cable	3.65
625-110	See 725-239	
625-111	22" Battery Cable	3.80
625-112 A	Butt Connector	.15
625-113	Red Lead Wire	1.00
625-114	Brown Lead Wire	1.00
625-249	Replacement Bulb f/625-102	.50
626-100	Shift Guide Plate	.45
626-108	R. H. Side Panel	3.80
626-109	L. H. Side Panel	3.80
626-113	Rear Panel	3.80
626-121	Transmission & Gear Box Plate	8.60
626-129	Tailgate Pivot Plate	.45
626-131	Dump Box Pivot Plate	.60

<u>Part No.</u>	<u>Description</u>	<u>List Price Each</u>
633-122	Muffler Ass'y.	18.75
633-123	Air Filter Flange-Mounting to Carburetor	1.60
633-124	Rear Air Filter Ass'y.	1.35
633-125	Exhaust Manifold Ass'y. 10 H. P.	10.00
633-128	Transmission Lever (G. S. M.)	2.55
633-130	Engine Base Support (U-Clamp)	2.70
*633-133	Shift Pivot Ass'y.	2.10
*633-135	Frame (Transaxle)	200.00
*633-137	Battery Box (Bolt on)	9.95
635-100	Floor Mat	14.30
635-101	Fuel Tank (Metal)	13.40
635-102	Shift Knob	3.50
635-103	Bushing Nylon	.75
635-104	Fender Cap Rubber	1.80
635-105	Rubber Mt.	.20
635-106 A	5/16 I. D. Rubber Mt.	.15
635-107 A	Rubber Mt.	.15
635-108	Limiter Rubber	.30
635-109 A	Rubber Forming Washer	.20
636-100 A	3/4" I. D. Lock Washer	.15
636-101 A	Forming Washer	.15
637-100	Elbow 3/16 Tube x 1/8 Pt. w/compression cap and ring	1.00
637-101	Straight 3/16 Tube 1/8 Pt.	1.00
*638-102	Axle & Hub Ass'y.	14.20
639-100	See 725-264	
639-101	See 725-265	
641-100	Rod End Bearing	1.10
*641-101 A	Nylon Bushing	.25
645-101	Field Modification Kit	9.95
646-100	Choke	7.05
646-101	Throttle Cable	3.70

ALSPORT UTILITY TRUCK PARTS
PRICE LIST
700 Series

<u>Part No.</u>	<u>Description</u>	<u>List Price Each</u>
710-100	3/4-10 x 5/8 King Pin	.95
710-105 A	5/16-24 x 2 1/4 Bolt	.15
710-106 A	5/16-24 x 1 1/2 Bolt	.15
710-110 A	5/16-24 x 1 3/4 Bolt	.15
*710-115 A	3/8-24 x 1 1/2 Hex Bolt	.15
710-116 A	3/8-24 x 1 3/4 Bolt	.15
710-117 A	1/2-20 x 1 1/4 Lug Stud	.15
*710-118 A	3/8-24 x 3/4 Whiz Lock Bolt	.15
710-121 A	5/16-24 x 3/4 Bolt	.15
710-126 A	3/8-24 x 2 1/2 Bolt	.15
710-127 A	#8-32 x 1/2 Selt Tap Screw	.15
710-128 A	5/16-24 x 1 Bolt	.15
710-129 A	#10 x 3/4 Woodscrew	.15
710-131 A	1/4-20 x 1 Bolt	.15
710-133 A	1/4-20 x 2 Bolt	.15
710-139 A	5/16-18 x 1 Bolt	.15
*710-145 A	5/16-18 x 5/16 Set Screw	.15
710-147 A	10-32 x 5/8 Machine Screw	.15
710-148 A	1/4-20 x 5/16 Set Screw	.15
710-155 A	10-32 x 5/8 Bolt	.15
710-157 A	1/2-20 x 1 1/2 Bolt	.15
710-158	3/8-16 x 7/8 Set Screw	.30
*710-163 A	3/8-16 x 7/8 Allen Hd. Bolt	.15
710-166 A	3/8-24 x 1 Bolt	.15
710-168 A	1/4-20 x 3/4 Bolt	.15
710-169 A	3/8-16 x 1 1/4 Bolt	.15
*710-197	3/8-16 x 3/4 Sq. Hd. Cross Drilled Bolt	.50
710-211 A	3/8-16 x 1/2 Bolt	.15
*710-220	3/8-16 x 1 Hex Bolt	.20
*710-226 A	7/16-20 Lug Stud	.15
711-100	3/4 Dia. x 12 Axle	2.60
711-107	Handle Bar Mount	.80
711-115	Rod End Bearing	5.20
711-117	3/4 Dia. x 12 11/16 Jackshaft	2.45

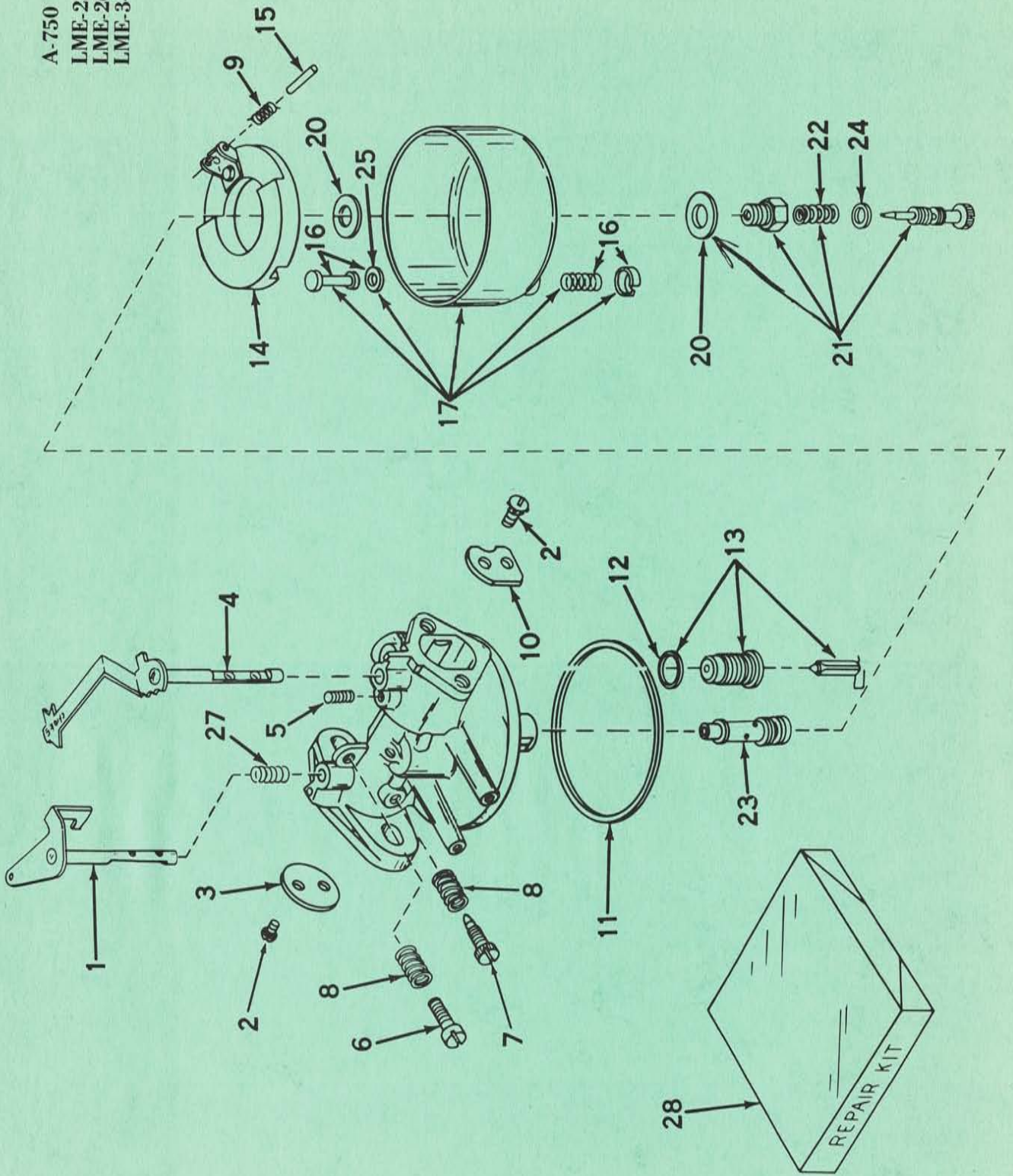
<u>Part No.</u>	<u>Description</u>	<u>List Price Each</u>
725-109 A	Butt Connector	.15
725-162	Fuse Harness	1.30
725-166	12 Volt Headlight (sealed beam)	15.00
725-200	Replacement Bulb f/725-166	5.00
725-209	Housing Assembly f/725-166	10.00
725-230	Ignition Switch	6.45
725-235	14" Red Starter Cable	2.95
725-238	Solenoid	5.85
725-239	12 Volt Battery	44.00
* 725-249	Replacement Bulb	.50
725-251 A	10 Amp. Fuse	.35
* 725-264	Reflector - Amber	.75
* 725-265	Reflector - Red	.75
726-184	Headlight Mounting Bracket	6.00
* 726-326	Battery Box Holddown	1.50
732-102	Spring Ball Joint	.60
734-100	21 x 11.00 x 8 Rear Knobby Tires	60.50
734-101	18 x 8.50 x 8 w/bearing Front Tire & Wheel Ass'y.	53.75
735-102 A	Rubber Grommet	.30
* 735-107	Rubber Strip	.80/ft
* 735-118	Rubber Motormount	2.65
736-101 A	3/8 I. D. Lock Washer	.15
736-102 A	3/8 I. D. Flat Washer	.15
736-104 A	5/16 I. D. Flat Washer	.15
736-105 A	5/16 I. D. Spring Lock Washer	.15
736-111 A	1/2 I. D. Flat Washer	.15
736-116 A	1/4" I. D. Flat Washer	.15
736-119 A	1/2" I. D. External Tooth Lockwasher	.15
736-148	3/8 I. D. Flat Washer	.40
736-149	7/16 I. D. Flat Washer	.20
738-112	Outboard Axle & Hub Ass'y.	14.20

TECUMSEH PRODUCTS COMPANY
 Lauson-Power Products Parts Depot Division
 Grafton, Wisconsin

CARBURETOR No. 631304A

REF. No.	PART NUMBER	PART NAME	No. REQ.
1	31994	Shaft & Lever Assy., Throttle	1
2	630606	Screw, Pan hd. sems, 4-40 x 1/4	4
3	31995	Shutter, Throttle	1
4	631499	Shaft & Lever Assy., Choke	1
5	27113	Spring, Choke stop	1
6	630605	Screw, Throttle adjusting	1
7	*27112	Needle, Idle adjusting	1
8	27114	Spring, Adjusting needle	2
9	31503	Spring, Flat shaft	1
10	30927	Shutter, Choke	1
11	*27109	Gasket, Bowl-to-body	1
12	32628	Gasket, Valve seat	1
13	*32411A	Valve, Seat, Gasket & Spring Assy. (Incl. Nos. 9 & 12)	1
14	27105	Float	1
15	*27106	Shaft, Float	1
16	27136A	Stem Assy., Bowl drain (Incl. No. 25)	1
17	29170	Bowl & Drain Assy. (Incl. No. 16)	1
20	*27110	Gasket, Bowl-to-body	2
21	*28945	Needle Assy., Power adjusting (Incl. Nos. 22 & 24)	1
22	630786	Spring, Adjusting needle	1
23	30355	Nozzle, Main	1
24	27544	"O" Ring	1
25	*27554	Gasket, Drain stem	1
27	32096	Spring, Throttle return	1
28	32412A	Repair Kit (Incl. items marked *)	1

A-750
LME-25
LME-26
LME-34



NOTICE

ILLUSTRATED PARTS LIST FOR TECUMSEH
ENGINES ARE FOR YOUR CONVENIENCE ONLY!
ORDER THESE PARTS THROUGH THE LOCAL
SERVICE DEALERS.

TECUMSEH PRODUCTS COMPANY
 Lauson-Power Products Parts Depot Division
 Grafton, Wisconsin

MODELS HH100-115202D
 HH100-115204D

REF. NO.	PART NUMBER	PART NAME	NO. REQ.
1	33039	Cylinder Assy. (Incl. Nos. 2, 4, 30, 47 & 110)	1
2	27652	Pin, Dowel	2
4	31950	Seal, Oil	2
5	31940	Valve, Intake (Standard)	1
5	31941	Valve, Intake (1/32" oversize) (Incl. No. 9)	1
6	31942	Valve, Exhaust (Standard)	1
6	31943	Valve, Exhaust (1/32" oversize) (Incl. No. 9)	1
7	650592	Key, Flywheel	1
8	31944	Spring, Valve	2
9	31945	Cap, Lower valve spring (Standard)	2
9	31946	Cap, Lower valve spring (1/32" oversize)	2
10	20810	Pin, Valve spring retaining	2
11	33397	Crankshaft Assy. (Incl. Nos. 12, 13, 78 & 79)	1
12	29783	Pin, Crankshaft gear	1
13	31931	Gear, Crankshaft	1
14	32001A	Piston & Pin Assy. (Incl. 2 of No. 16) (Std.)	1
14	32002	Piston & Pin Assy. (Incl. 2 of No. 16) (.010 oversize)	1
14	32003	Piston & Pin Assy. (Incl. 2 of No. 16) (.020 oversize)	1
14	32619	Piston & Pin Assy. (Incl. 2 of No. 16) (.030 oversize)	1
14	32620	Piston & Pin Assy. (Incl. 2 of No. 16) (.040 oversize)	1
15	32004	Ring Set, Piston (Standard)	1
15	32005	Ring Set, Piston (.010 oversize)	1
15	32006	Ring Set, Piston (.020 oversize)	1
15	32623	Ring Set, Piston (.030 oversize)	1
15	32624	Ring Set, Piston (.040 oversize)	1
16	31919	Ring, Piston pin retaining	2
17	33093A	Rod Assy., Connecting (Incl. Nos. 18, 19 & 20)	1
18	32077	Bolt, Connecting rod	2
19	26073	Washer, Connecting rod	2
20	28264	Nut, Lock	2
21	32150	Camshaft (Mech. compression release)	1
22	31939	Lifter, Valve	2
23	32685	Cover, Cylinder (Incl. Nos. 4, 28, 30, 34 & 43)	1
25	*29673	Gasket, Dipstick	1
26	33069	Dipstick, Oil (Incl. No. 25)	1
27	*31956	Gasket, Cylinder cover	1
28	32426	Spacer, Governor rod	1
29	650588	Screw, Hex hd. Sems, 1/4-20 x 2	1
30	31927	Plug, Oil drain	2
32	30564	Screw, Hex hd. Sems, 1/4-20 x 1	8

REF. NO.	PART NUMBER	PART NAME	NO. REQ.
33	31964	Clamp, Governor lever	1
34	29193	Ring, Retaining	1
35	31963	Lever, Governor adjusting	1
36	650518	Lockwasher, No. 10 E.T.	1
37	650428	Screw, Fil. flex hd., Self-locking 10-24 x 7/8	1
38	7975	Nut, Square, 10-24	1
39	31965	Plate, Governor spring	1
40	30312	Screw, Hex slotted washer hd., 10-32 x 1/2	1
41	31967	Spring, Governor	1
42	31968	Link, Governor	1
43	32425	Rod Assy., Governor	1
44	31948	Spool, Governor	1
45	29193	Ring, Retaining	1
46	31947	Gear Assy., Governor	1
47	31930	Shaft, Governor	1
48	*32000A	Gasket, Cylinder head	1
49	33034	Head, Cylinder	1
50	650711	Screw, Hex hd. cap, 5/16-18 x 1-5/8	7
51	650714	Screw, Special Hex hd. cap, 5/16-18 x 1-5/8	2
53	33636	Plug, Spark (Champion J-8 or equivalent)	1
54	33035	Cover, Cylinder head	1
55	650691	Washer, Flat	9
57	27793	Clip, Conduit	2
58	28942	Screw, Hex hd. slotted Sems, 10-32 x 3/8	2
59	650128	Screw, Fil. slotted hd. Sems, 10-24 x 1/2	3
60	31976	Extension, Blower housing	1
61	31990	Bracket, Choke control	1
63	33835	Motor, Starter (Model HH100-115202D)	1
64	650512	Screw, Hex hd. Sems 5/16-18 x 7/8 (Model HH100-115202D)	2
65	610747	Coil Assy., Alternator (Incl. Nos. 69 & 70)	1
66	650416	Screw, Rd. hd. Sems, 10-32 x 1	2
67	30688	Screw, Hex hd. cap Sems, 1/4-20 x 3/4	2
68	29774	Line, Fuel	1
69	610820	Terminal	1
70	610819	Connector, Pyramid	1
71	33099	Spring	1
73	31975	Baffle, Blower housing (Model HH100-115204D)	1
73	32579	Baffle, Blower housing (Model HH100-115202D)	1
75	650561	Screw, Phil. Hex hd. cap, 1/4-20 x 5/8	3
76	28537	Washer	1
77	32676	Decal, Solid state	1
78	31932	Bearing, Tapered roller	2
79	31928	Cup, Bearing	2
79A	32599	"O" Ring	1
81	*31971	Gasket, Shim (.0035 thick, see note 1)	1
82	*31972	Gasket, Shim (.005/.007 thick, see note 1)	1
82A	32031	Spacer, Steel (.010 thick, see note 1)	1
83	32577	Cover, Cylinder (See Note 1)	1
84	650512	Screw, Hex hd. Sems, 5/16-18 x 7/8	3
85	650666	Washer, Lock	1
86	650594	Nut, Flywheel, 3/4-16	1

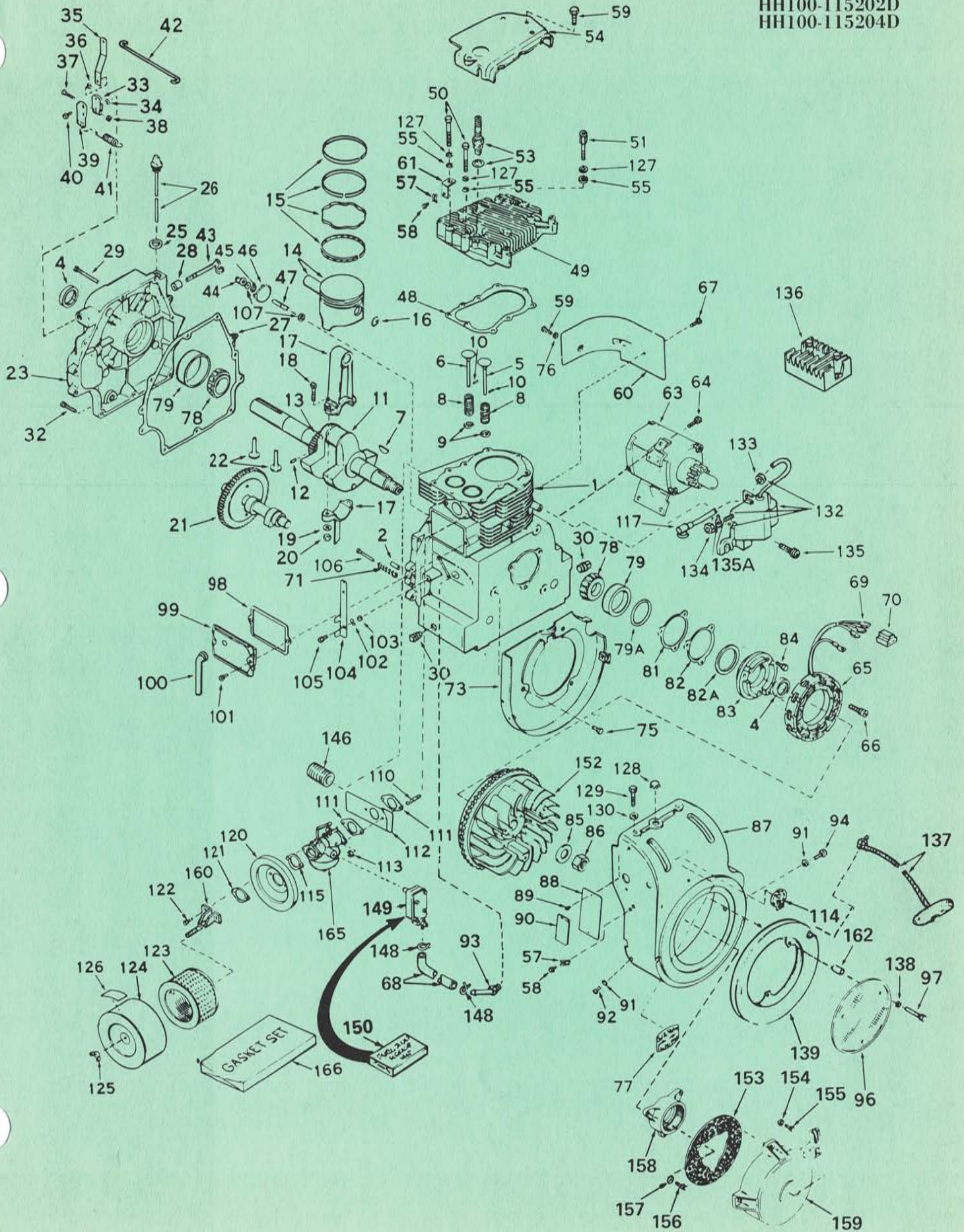
REF. NO.	PART NUMBER	PART NAME	NO. REQ.
87	33037	Housing, Blower (Model HH100-115204D)	1
87	33044A	Housing, Blower (Model HH100-115202D)	1
88	31345	Plate, Identification	1
89	29309	Stud, Drive	2
90	30586	Decal, Name & Instruction	1
91	8274	Lockwasher, Split, 5/16"	2
92	650624	Screw, Hex hd. cap, 5/16-24 x 9/16	1
93	32958	Fitting, Fuel line	1
94	650595	Screw, Hex hd. cap, 5/16-24 x 3/8	1
96	33776	Screen, Starter pulley (Model HH100-115202D)	1
97	650680	Screw, Truss hd. mach., 1/4-20 x 3/4 (Model HH100-115202D)	3
98	*31958	Gasket, Breather	1
99	31957	Breather, Assembly	1
100	27627	Tube, Breather	1
101	650128	Screw, Fil. slotted hd. Sems, 10-24 x 1/2	2
102	28558	Washer, Wave	1
103	31966	Bushing, Governor lever	1
104	31984A	Lever, Control	1
105	650597	Screw, Hex washer hd., 10-24 x 5/8	1
106	650591	Screw, Fil. slotted hd. mach., 10-24 x 2	1
107	30590A	Washer, Flat	2
110	650587	Stud, Carburetor	2
111	*31960	Gasket, Carburetor	2
112	31959	Baffle, Air	1
113	29752	Nut, Hex, 1/4-28	2
114	32045	Decal, Name & H.P.	1
115	*27272	Gasket, Air cleaner	1
117	610118	Cover, Spark plug	1
120	32812	Bracket, Air cleaner	1
121	30767	Spacer, Cleaner	1
122	650399	Screw, Phil. fil. hd. Sems, 10-32 x 5/8	2
123	32008	Element, Air cleaner	1
124	32810	Cover, Air cleaner	1
125	650513	Nut, Wing, 1/4-20	1
126	31752	Decal, Air cleaner	1
127	650690	Washer, Belleville	9
128	33038	Plug, Button	1
129	650713	Screw Hex hd. cap, 5/16-18 x 5/8	2
130	26073	Washer	2
132	610748	Magneto (Incl. Nos. 117, 133, 134 & 135A)	1
133	610750	Grommet, Lead wire	1
134	650124	Nut, Hex, 10-32	1
135	650661	Screw, Phil. hd. w/conical spring lockwasher, 1/4-20 x 3/4	2
135A	30843	Terminal	1
136	610749	Regulator Assy., Rectifier	1
137	32046	Rope Assy., Starter (Model HH100-115202D)	1
138	27070	Lockwasher (Model HH100-115202D)	3
139	31980	Pulley, Starter (Model HH100-115202D)	1
146	32042	Nipple, Pipe	1
148	26460	Clamp, Fuel line	2

REF. NO.	PART NUMBER	PART NAME	NO. REQ.
149	32959	Pump, Fuel	1
150	33010	Fuel Pump Repair Kit	1
152	610746	Flywheel	1
153	32049	Screen, Starter Hub (Model HH100-115204D)	1
154	8345	Washer (Model HH100-115204D)	4
155	650598	Screw, Hex hd. cap Sems, 1/4-28 x 3/4 (Model HH100-115204D)	4
156	650516	Screw, Hex hd. Sems w/flatwasher, 1/4-20 x 1-1/8 (Model HH100-115204D)	3
157	650675	Washer, Flat (Model HH100-115204D)	3
158	32048	Hub, Rewind Starter (Model HH100-115204D)	1
159	590405	Starter Assembly (Model HH100-115204D)	1
160	32907	Bracket, Air cleaner	1
162	31992	Spacer, Screen	3
165	631304A	Carburetor (Incl. No. 111)	1
166	33237	Gasket Set (Incl. items marked *)	1

NOTE 1: Determine the gap between the cover and the machined surface on the cylinder, which can be from .001" up to .007", in which case no shim gaskets will be required. Use of gaskets must be limited to a combined total of .010" thick. Steel spacers must be used as required to eliminate crankshaft end play.

A-1619

HH100-115202D
HH100-115204D



TECUMSEH PRODUCTS COMPANY
Lauson-Power Products Parts Depot Division
Grafton, Wisconsin

REWIND STARTER No. 590405

<u>REF. NO.</u>	<u>PART NUMBER</u>	<u>PART NAME</u>	<u>NO. REQ.</u>
1	32025	Screw, Retainer	1
2	32024	Washer, Brake	1
3	32023	Washer, Spacer	2
4	32021	Retainer	1
5	590148	Dog, Starter	3
6	32022	Spring, Retainer	1
7	32027	Brake	1
8	32028	Washer, Thrust	1
9	33179	Spring, Dog	3
10	32029A	Pulley & Sheave Assy.	1
12	28289	Spring, Starter	1
13	30971	Rope, Starter	1
14	590387	Handle, Starter	1
15	32030	Housing, Starter	1

A-447

1A32-188

504-901-0

Revised 2-21-72

