

# MINI-BIKES

## SPECIFICATIONS

The two-wheel Mini-Bike comes in three models: CS-603 is the standard with 3 HP Tecumseh engine, centrifugal clutch drive, positive rear brake (external band on drum) and regular seat. CS-604 has the 3 HP engine with torque converter drive while the CS-605 has the 5 HP engine and torque converter drive. Both the 604 and 605 have fenders and deluxe seats plus big tires and mag wheels.

These are husky bikes, capable of carrying adults as well as the younger riders and will do 20-25 mph on the big 4.10/3.50-6" tires. (CS-604 & 605)


When you're looking for fun on a goin' machine, pick the CESTAD Mini-bikes.



**CS-603**



**CS-402**



## SPECIFICATIONS

CS-308 features a powerful 8 H.P. 4 cycle engine, with headlight and taillights as standard equipment. This big strong machine features, 1 gallon capacity gas tank, torque converter transmission, spark arrestor muffler, #420 drive chain, mud guard, big padded seat with plenty of room for two, built-in cargo carrier, positive action front and rear brake, twist grip gas control, automatic recoil start, and performs like a true sportsman. 22" wide x 45" high x 73" long.

*Central States*




TOOL & DIE WORKS

4301 North 30th Street, Omaha, Nebraska 68111 402-453-9090  
Printed in U.S.A.

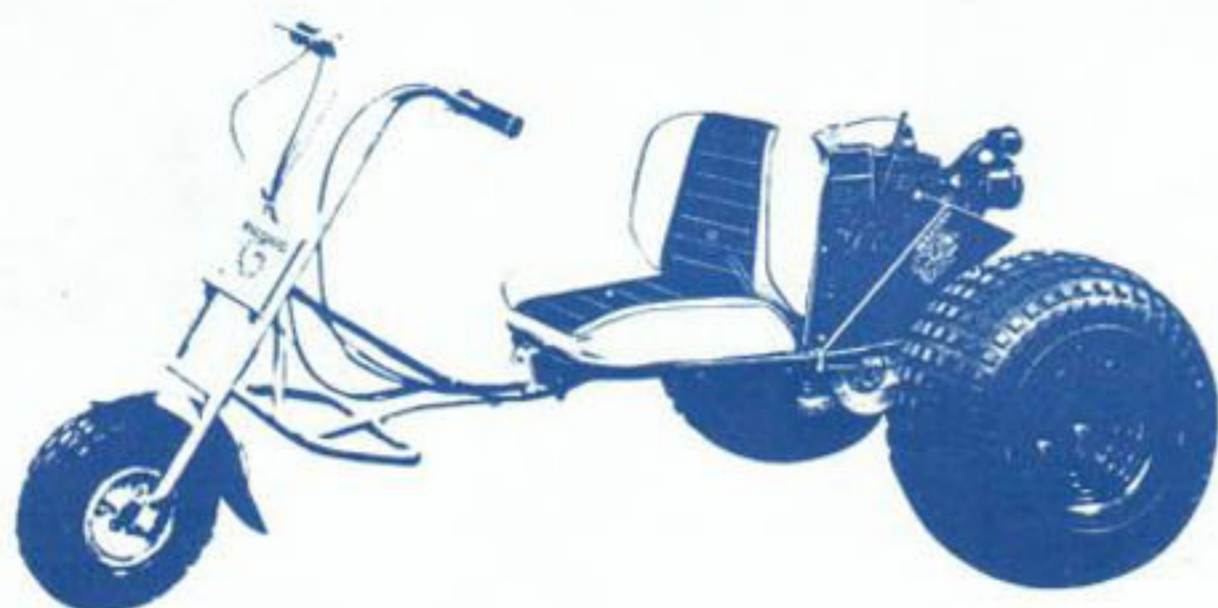
## CS-902/with Cargo Carrier

The practical three wheel terrain cycle with all of the recreational features of other models. Cargo volume, 5 cubic feet. Hauls up to 500 lbs. (Gross). Pulls like a horse with the powerful 8 hp Tecumseh engine. Trailer hitch standard on all models.



## WIDE SUPER CS-908

The greatest machine on the market today, with the 21-12x8" tires front and rear—and the powerful 8 hp Tecumseh engine. A true utility vehicle and a great go anywhere machine. Also available with the blue fiberglass body for class on model CS-910. The 12 volt light system is standard on both models.



## STANDARD CS-905

Rugged work horse or recreational machine powered by a 5 hp Tecumseh engine that will do the job or get you where you want to go. Cargo carrier is easily attached for utility. Model CS-906 available with blue fiberglass body for the discriminating. Both units have 21-12x8" knobby tires on rear and 5.30-4.50x6" standard tires on the front.

### GENERAL SPECIFICATIONS:

**Engines**—Tecumseh 5 & 8 hp  
**Fuel Capacity**—2 qt. on 5 hp, 1 on 8 hp.  
**Estimated Running Time**—2½ hours  
**Throttle**—twist grip  
**Torque Converter**—all models, fully variable gear ratios between 18:1 low and 4.4:1 high. Fully automatic.  
**Estimated top speeds**—30-35 mph  
**Brakes**—hand controlled dual independently operated positive contacting external band type  
**Rear axles**—automotive-type differential with bevel gear, steel sprocket and 1" diameter axles  
**Wheel base**—59"  
**Width**—46" - 52½"  
**Overall length**—approximately 70"  
**Height**—35"  
**Ground clearance**—approximately 4"

## SUPER CS-907/CS-909

This model has the power to accomplish anything required of a terrain cycle. The new reliable 8 hp engine has brought true utility and fun at an inexpensive price. The trouble-free torque converter makes the maximum use of the power, to suit the load and speed. Also available with blue fiberglass body in model CS-909. Both models have 12 volt front and rear light with 21-12x8" knobby tires on rear and 5.30-4.50x6" standard tires on the front.

21

### ATTACHMENT

Convert your summer machine to winter fun. Simply attach over front wheel. Heavy-duty steel construction for long life.



### CS-122 BODY

A beautiful blue body of sturdy, lightweight fiberglass, which fits CS-905-907-908-801.



### CS-125 RACK

Convert your pleasure bike into a piece of functional equipment for farm or construction use. Will handle five (5) cu. ft. with 500 lbs. gross weight.



### CS-123 ROLL BAR

Black roll bar, afford protection for engine and passenger. Fits CS-905-907-908-801-802.



**ECONOMICAL AND DEPENDABLE  
RECREATIONAL VEHICLES**

**Two - Three and Four Wheeled Vehicles  
From 8 - to - 24 H.P.**



**CS503A**



**CS501A**

**ROBERT B. HELSEL  
146 Theatre Drive  
Johnstown, Pa. 15904  
(814)266-1003**



# MINI-BIKES

by

**CESTAD**



## CS-603



The two-wheel Mini-Bike comes in three models; CS-603 is the standard with 3.5 HP Tecumseh engine, centrifugal clutch drive, positive rear brake (external band on drum) and regular seat. CS-604 has the 3.5 HP engine with torque converter drive while the CS-605 has the 5 HP engine and torque converter drive. Both the 604 and 605 have fenders and deluxe seats plus big tires and mag wheels.

These are husky bikes, capable of carrying adults as well as the younger riders and will do 20-25 mph on the big 4.10/3.50-6" tires. (CS-604 & 605)

When you're looking for fun on a goin' machine, pick the CESTAD Mini-bikes.



## CS-604/605