

THESE DATA PAGES ARE FOR THE PERSONAL USE OF CLETRAC REPRESENTATIVES AND ARE NOT TO LEAVE THEIR POSSESSION

FILE IN YOUR

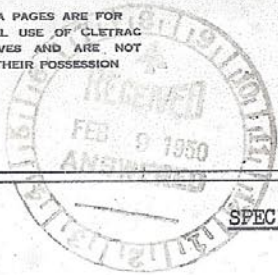


OLIVER "Cletrac" Special Equipment Manual

Section 24, Page 1

SALES DATA BOOK

DATE



SPECIFICATIONS NON-CURRENT MODEL CLETRACS

	R	H	W
Years on Market.....	1916-1917	1917-1919	1919-1932
Serial Numbers.....	1 to 1000	1001-13755	13756-30971
ENGINE			
Numbers.....	Same	30001-43068	43069-52123 101-19873
Make.....	Buda	Weidley	Weidley Cletrac
Bore.....	3-3/4"	3-3/4"	4"
Stroke.....	5-1/8"	5-1/2"	5-1/2"
Number of Cylinders.....	4	4	4
R.P.M.....	1200	1200	1200
Ignition.....	Magneto	Magneto	Magneto
Starting.....	Manual	Manual	Manual
SPEED AND POWER			
Drawbar H.P.....	10	12	12
Belt H.P.	18	20	20
Speeds M.P.H.			
Low.....	{ 1 to 3-1/2	{ 1 to 3-1/2	{ 1 to 4 2
2nd.....			
High.....			
Rev.			
Pounds Pull			
Low.....			
2nd.....			
High.....	1284	1784	1790
TRACK AND FRAME			
No. Lower Track Wheels per side.	3	3	3
Track Shoe Length.....	4-9/16"	4-9/16"	4-9/16"
Width - Standard.....	6-5/8"	6-5/8"	8"
No. Shoes per Track.....	36	36	36
Length on Ground.....	50"	50"	50"
Sq. In. Ground Contact.....	600	600	800
DIMENSIONS			
Length Overall.....	96"	96"	96"
Width Overall.....	50"	50"	50"
Height at Dash.....	52"	52"	52"
Gauge.....	38"	38"	38"
Ground Clearance with Grouser...	12"	12"	12"
WEIGHT			
Pounds-Approx.-Std. Equipment...	2500	3200	3418
Pressure per Sq. In.			4.5
PULLEY			
Diameter.....	8"	8"	8"
Face.....	6"	6"	6"
Belt Speed per Minute.....			2617'
Take-off Front.....			Yes
Rear.....			No
PRICE.....	\$1185.00	\$1585.00	\$1495.00
Date Effective F.O.B. Cleveland.	1917	1918	1920



THESE DATA PAGES ARE FOR
THE PERSONAL USE OF CLETRAC
REPRESENTATIVES AND ARE NOT
TO LEAVE THEIR POSSESSION

FILE IN YOUR



OLIVER "Cletrac"
Special Equipment Manual


Section 24, Page 2

SALES DATA BOOK

DATE _____

SPECIFICATIONS NON-CURRENT MODEL CLETRACS

	<u>F</u>	<u>20 K</u>	<u>15</u>
Years on Market.....	1920-1922	1925-1932	1931-1933
Serial Numbers.....	1-3000	101-10207	76-11999
ENGINE			
Numbers.....	Same	6520-19884	223630 up
Make.....	Cletrac	Cletrac	Hercules
Bore.....	3-1/4"	4"	4"
Stroke.....	4-1/2"	5-1/2"	4-1/2"
Numbers of Cylinders.....	4	4	4
R.P.M.	1600	1375	1250
Ignition.....	Eisman	Eisman Mag.	Eisman Mag.
Starting.....	Manual	Manual	Manual
SPEED AND POWER			
Drawbar H.P.	9	20	22.1
Belt H.P.	16	27	26
Speeds M.P.H.			
Low.....	1 to 3	2.0	1.95
2nd.....			2.8
High.....		4-1/2	4
Rev.		1.75	1.83
Pounds Pull			
Low.....		4590	4706
2nd.....			3173
High.....		2200	2011
TRACK AND FRAME			
No. Lower Track wheels per side.....	none	7	5
Track Shoe Length.....		8-9/16"	6-5/8"
Width - Standard.....	5-1/2"	9-1/12"	11"
No. Shoes per Track.....	33	22	27
Length on Ground		60"	56"
Sq. In. Ground Contact.....	470	1160	1232
DIMENSIONS			
Length Overall.....	80"	105"	93-1/2"
Width Overall.....	32" to 43"	48-1/2"	53-1/2"
Height at Dash.....	50"	54"	52-1/2"
Gauge.....	32" or 43"	39"	40"
Ground Clearance with Grouser...	14"	8"	13-1/2"
WEIGHT			
Pounds-Approx.-Std. Equipment...	2000	4838	5800
Pressure per Sq. In.	4.5	4.14	5.1
PULLEY			
Diameter.....	7-1/4"	12"	10-1/2"
Face.....	6"	6"	6-1/2"
Belt Speed per Minute.....		2700'	2860'
Take-off Front.....	Yes	No	No
Rear.....	No	No	Yes
PRICE.....	\$845.00	\$1675.00	\$1245.00
Date Effective F.O.B. Cleveland.	1920	1/5/25	2/9/31



THESE DATA PAGES ARE FOR
THE PERSONAL USE OF CLETRAC
REPRESENTATIVES AND ARE NOT
TO LEAVE THEIR POSSESSION

FILE IN YOUR



OLIVER "Cletrac"
Special Equipment Manual

Section 24, Page 3

DATE

SALES DATA BOOK

SPECIFICATIONS NON-CURRENT MODEL CLETRACS

	EG	EHG	ED
Years on Market.....	1934-42	1937-41	1938-41
Serial Numbers.....	1B00-1B946 2H000-3H168 5H000-5H604 1A00-5A330	1R00-8R52	1AA00-9AA00
ENGINE			
Numbers.....	223630 up	223630 up	450005 450143
Make.....	Hercules	Hercules	Hercules
Bore.....	4"	4"	4"
Stroke.....	4-1/2"	4-1/2"	4-1/2"
Number of Cylinders.....	4	4	4
R.P.M.	1300	1300	1530
Ignition.....	Wico	Wico	Compression
Starting.....	Man. or Elec.	Man. or Elec.	Leece-Neville
SPEED AND POWER			
Drawbar H.P.	22.11	22.11	30.5
Belt H.P.	30.5	30.5	38
Speeds M.P.H.			
Low.....	2.1	2.20	2.04
2nd.....	2.78	3.20	2.99
High.....	3.97	4.60	4.28
Rev.	1.62	1.67	1.5
POUNDS PULL			
Low.....	4150	3980	5100
2nd.....	3140	3030	3540
High.....	2016	1870	2220
Rev.			
TRACK AND FRAME			
No. Lower Track Wheels per side.	4	4	4
Track Shoe Length.....	6-5/16"	6-5/16"	6-5/16"
Width - Standard.....	8"	8"	8"
No. Shoes per Track.....	29	31	29
Length on Ground.....	56-1/2"	55"	56-1/2"
Sq. In. Ground Contact	904	880	904
DIMENSIONS			
Lenght Overall.....	105-1/2"	105-1/2"	105-1/2"
Width Overall.....	41-1/4" to 89-1/2"	76-3/4" to 89-1/2"	47-3/8" to 54-5/8"
Height at Dash.....	55-1/4"	60"	55-1/4"
Gauge.....	31"-38"-42"		
Gauge.....	62"-68"-76"	62"-68"-76"	38" & 42"
Ground Clearance with Grouser...	14" & 18"	25"	15"
WEIGHT			
Pounds-Approx-Std. Equipment....	5200	5600	5950
Pressure per Sq. In.	5.77	6.36	6.8
PULLEY			
Diameter.....	12"	12"	10-1/2"
Face.....	8-1/2"	8-1/2"	8-1/2"
Belt Speed per Minute.....	2700'	2700'	2780'
Take off - Front.....	Yes	Yes	Yes
Rear.....	Yes	Yes	Yes
PRICE.....	\$1445.00	\$1515.00	\$1800.00
Date Effective F.O.B. Cleveland.	10/20/39	10/20/39	10/20/39



THE PERSONAL USE OF CLETRAC
REPRESENTATIVES AND ARE NOT
TO LEAVE THEIR POSSESSION

FILE IN YOUR



OLIVER "Cletrac"
Special Equipment Manual


Section 24, Page 4

DATE

SALES DATA BOOK

SPECIFICATIONS NON-CURRENT MODEL CLETRACS

	<u>ED2</u>	<u>EHD2</u>	<u>20 C</u>
Years on Market.....	1937-41	1938-41	1933-36
Serial Numbers.....	1S00-1S52 5S00-6S80 1T00-1T84	1V00-4V13	12000-14547
ENGINE			
Numbers.....	2100 up	2100 up	223630 up
Make.....	Buda	Buda	Hercules
Bore.....	3-5/8"	3-5/8"	4"
Stroke.....	5-1/8"	5-1/8"	4-1/2"
Number of Cylinders.....	4	4	4
R.P.M.	1530	1530	1250
Ignition.....	Compression	Compression	Eisman
Starting.....	Leece-Neville	Leece-Neville	Manual
SPEED AND POWER			
Drawbar H.P.	25.	26.	24.6
Belt H.P.	33.	33.	29
Speeds M.P.H.			
Low.....	2.04	2.35	1.95
2nd.....	2.99	3.13	2.8
High.....	4.28	4.90	4
Rev.	1.5	2.5	
POUNDS PULL			
Low.....	4900	4270	4800
2nd.....	3150	3130	3250
High.....	2000	1700	2100
TRACK AND FRAME			
No. Lower Track Wheels per side.	4	4	5
Track Shoe Length.....	6-5/16"	6-5/16"	6-5/8"
Width Standard.....	8"	8"	11"
No. Shoes per Track	29	31	27
Length on Ground.....	56-1/2"	55"	56"
Sq. In. Ground Contact.....	904	880	1232
DIMENSIONS			
Length Overall.....	105-1/2"	105-1/2"	108"
Width Overall.....	47-3/8" to 78-1/2"	76-3/4" to 89-1/2"	53-1/2"
Height at Dash.....	55-1/2"	60"	55"
Gauge.....	38"-42"-62"	62"-68"	40"
Ground Clearance with Grouser...	15" & 18"	25"	13-1/2"
WEIGHT			
Pounds -Approx.-STD. Equipment..	5950	6375	6000
Pressure per Sq. In.	6.8	7.25	4.8
PULLEY			
Diameter.....	10-1/2"	10-1/2"	10-1/2"
Face.....	8-1/2"	8-1/2"	6-1/2"
Belt Speed per Minute.....	2780'	2780'	2860'
Take Off - Front.....	Yes	Yes	Yes
Rear.....	Yes	Yes	Yes
PRICE			
.....	\$1800.00	\$1980.00	\$1445.00
Date Effective F.O.B. Cleveland,	10/20/39	10/20/39	4/18/33



THESE DATA PAGES ARE FOR THE PERSONAL USE OF CLETRAC REPRESENTATIVES AND ARE NOT TO LEAVE THEIR POSSESSION

FILE IN YOUR



SALES DATA BOOK


OLIVER "Cletrac" Special Equipment Manual

Section 24, Page 5

DATE _____

SPECIFICATIONS NON-CURRENT MODEL CLETRACS

	<u>AG</u>	<u>AD2</u>	<u>25</u>
Years on Market.....	1936-42	1937-40	1932-35
Serial Numbers.....	14548-20201	1N00-5N80	76-1372
ENGINE			
Numbers.....	2x0202-2x3398 223630 up	2100 up	503495 538234 Hercules
Make.....	Hercules	Buda	Hercules
Bore.....	4"	3-5/8"	3-3/4"
Stroke.....	4-1/2"	5-1/8"	4-1/4"
Number of Cylinders.....	4	4	6
R.P.M.	1530	1530	1250
Ignition.....	Wico	Compression	Delco
Starting.....	Man. or Elec.	Leece-Neville	Electric
SPEED AND POWER			
Drawbar H.P.....	27.	30.5	28.69
Belt H.P.....	34.2	38.	33.75
Speeds M.P.H.			
Low.....	1.78	1.78	1.9
2nd.....	2.61	2.62	2.8
High.....	3.74	3.74	4
Rev.	1.36	1.36	1.83
Pounds Pull			
Low.....	5700	6500	5485
2nd.....	3940	4520	3882
High.....	2500	2800	2330
TRACK AND FRAME			
No. Lower Track Wheels per Side.	4	4	5
Track Shoe Length.....	6-5/8"	6-5/8"	6-5/8"
Width - Standard.....	12"	12"	12"
No. Shoes per Track.....	29	29	29
Length on Ground.....	62"	62"	62-3/4"
Sq. In. Ground Contact.....	1488	1488	1506
DIMENSIONS			
Length Overall.....	109-1/2"	109-1/2"	105"
Width Overall.....	57-1/4"-65-1/4"	57-1/4"-65-1/4"	57-3/8"
Height at Dash.....	54"	54"	55-1/4"
Gauge.....	42"-50"	42"-50"	42"
Ground Clearance with Grouser...	13-1/2"	13-1/2"	13-1/2"
WEIGHT			
Pounds-Approx-Std. Equipment....	6800	7471	7000
Pressure per Sq. In.	4.6	5.02	4.6
PULLLEY			
Diameter.....	10-1/2"	10-1/2"	12"
Face.....	8-1/2"	8-1/2"	6-1/2"
Belt Speed per Minute.....	3100'	2780'	2950'
Take Off - Front.....	Yes	Yes	Yes
Rear.....	Yes	Yes	Yes
PRICE	\$1745.00	\$2195.00	\$1850.00
Date Effective F.O.B. Cleveland.	10/24/41	4/1/38	8/1/33



THE PERSONAL USE OF CLETRAC
REPRESENTATIVES AND ARE NOT
TO LEAVE THEIR POSSESSION

FILE IN YOUR



OLIVER "Cletrac"
Special Equipment Manual


Section 24, Page 6

SALES DATA BOOK

DATE _____

SPECIFICATIONS NON-CURRENT MODEL CLETRACS

	<u>30G</u>	<u>30A</u>	<u>30B</u>
Years on Market.....	1935-36	1926-29	1929-30
Serial Numbers.....	1C00-2C78	6-1421	1601-3057
ENGINE			
Numbers.....	528240 553328	1212 3584	1101-2563
Make.....	Hercules	Wisconsin	Wisconsin
Bore.....	3-3/4"	4"	3-3/4"
Stroke.....	4-1/4"	5"	5"
Number of Cylinders.....	6	6	6
R.P.M.	1325	1575	1700
Ignition.....	Delco	Eisman Mag.	Eisman Mag.
Starting.....	Electric	Manual	Manual
SPEED AND POWER			
Drawbar H.P.	33.4	38	38
Belt H.P.	38.50	45	45
Speeds M.P.H.			
Low.....	1.75	2.4	2.1
2nd.....	2.75		3.2
High.....	4.25	4.7	4.1
Rev.	1.6	1.8	2.6
Pounds Pull			
Low.....	7350	6100	6100
2nd.....	4500		3960
High.....	2560	2900	3040
TRACK AND FRAME			
No. Lower Track Wheels per side.	4	9	8
Track Shoe Length.....	6-5/8"	8-9/16"	9-1/2"
Width - Standard.....	13"	12"	12"
No. Shoes per Track.....	30	25	22
Length On Ground.....	63-1/8"	75"	69"
Sq. In. Ground Contact.....	1641	1800	1608
DIMENSIONS			
Length Overall.....	116-1/2"	109"	104"
Width Overall.....	60-1/8"	57"	62"
Height at Dash.....	59"	57"	58-1/2"
Gauge.....	44"	44"	44"
Ground Clearance with Grouser...	15-1/4"	9"	10-1/2"
WEIGHT			
Pounds-Approx.-Std. Equipment...	7950	7000	7300
Pressure per Sq. In.	4.8	3.9	4.5
PULLEY			
Diameter.....	12"	15"	15"
Face.....	8-1/2"	8-1/2"	8-1/2"
Belt Speed per Minute.....	3130'	2700'	2900'
Take-off Front.....	Yes	No	No
Rear.....	Yes	No	No
PRICE.....	\$1900.00	\$2585.00	\$2475.00
Date Effective F.O.B. Cleveland..	11/15/35	9/15/28	9/1/29



THESE DATA PAGES ARE FOR
THE PERSONAL USE OF CLETRAC
REPRESENTATIVES AND ARE NOT
TO LEAVE THEIR POSSESSION

FILE IN YOUR



OLIVER "Cletrac"
Special Equipment Manual




Section 24, Page 7

SALES DATA BOOK

DATE

SPECIFICATIONS NON-CURRENT MODEL CLETRACS

	<u>BG</u>	<u>BD</u>	<u>40-30</u>
Years on Market.....	1937-39	1936-39	1930-31
Serial Numbers.....	2C80-2C798	1D00-4D236	76-399
ENGINE			
Numbers.....	553329 up	800001	600002
Make.....	Hercules	803259	Hercules
Bore.....	3-3/4"	Hercules	Hercules
Stroke.....	4-1/4"	3-1/2"	4-1/4"
Number of Cylinders.....	6	4-1/2"	4-1/2"
R.P.M.	6	6	6
Ignition.....	1530	1530	1450
Starting.....	Delco	Compression	Eisman
	Electric	Leece-Neville	Manual
SPEED AND POWER			
Drawbar H.P.	35.	35.	40.66
Belt H.P.	44.	46.	45.6
Speeds M.P.H.			
Low.....	1.80	1.80	2.06
2nd.....	2.63	2.63	3.05
High.....	3.50	3.50	4.4
Rev.....	1.36	1.36	2.28
POUNDS PULL			
Low.....	7400	7700	7580
2nd.....	5000	5000	4912
High.....	3580	3580	2878
TRACK AND FRAME			
No. Lower Track Wheels per Side.....	4	4	8
Track Shoe Length.....	7-5/16"	7-5/16"	7-1/4"
Width - Standard.....	14"	14"	8-5/8"
No. Shoes per Track.....	30	30	30
Length On Ground.....	63"	63"	68"
Sq. In. Ground Contact.....	1764	1764	1500
DIMENSIONS			
Length Overall.....	113"	111-1/2"	117"
Width Overall.....	60-1/8"-68-1/8"	60-1/8"-68-1/8"	61-1/2"
Height at Dash.....	57-3/8"	57-3/8"	63"
Gauge.....	44"-52"	44"-52"	47"
Ground Clearance with Grouser... Front.....	15-1/4"	15-1/4"	15-1/2"
WEIGHT			
Pounds-Approx-Std. Equipment.....	8350	8800	10022
Pressure per Sq. In.	4.7	5.0	5.4
FULLEY			
Diameter.....	12"	12"	13"
Face.....	8-1/2"	8-1/2"	8-1/2"
Belt Speed per Minute.....	3600'	3600'	3200'
Take Off - Front.....	Yes	Yes	No
Rear.....	Yes	Yes	No
PRICE.....	\$2250.00	\$2675.00	545 R.P.M.
Date Effective F.O.B. Cleveland.	10/20/39	4/1/37	\$2475.00 2/9/31



THESE DATA PAGES ARE FOR
THE PERSONAL USE OF CLETRAC
REPRESENTATIVES AND ARE NOT
TO LEAVE THEIR POSSESSION

FILE IN YOUR



OLIVER "Cletrac"
Special Equipment Manual


SALES DATA BOOK

Section 24, Page 8

DATE _____

SPECIFICATIONS NON-CURRENT MODEL CLETRACS

	<u>35</u>	<u>35 D</u>	<u>40 D</u>
Years on Market.....	1932-36	1934-35	1935-36
Serial Numbers.....	400-2831	10000-10217	10218-10830
ENGINE			
Numbers.....	601579	DRX 380002	DRX 380619
Make.....	Hercules	Hercules	Hercules
Bore.....	4-1/4"	4-3/8"	4-3/8"
Stroke.....	4-1/2"	5-1/4"	5-1/4"
Number of Cylinders.....	6	6	6
R.P.M.	1450	1200	1200
Ignition.....	Delco	Compression	Compression
Starting.....	Electric	Leece-Neville	Leece-Neville
SPEED AND POWER			
Drawbar H.P.	44.2	61.18	61.18
Belt H.P.	49.93	67.71	67.71
Speeds M.P.H.			
Low.....	1.8	1.8	1.8
2nd.....	3.05	3	3
High.....	4.42	4.3	4.3
Rev.	2.2	2.2	2.2
Pounds Pull			
Low.....	8807	9600	9600
2nd.....	5191	6000	6000
High.....	3053	3500	3500
TRACK AND FRAME			
No. Lower Track Wheels per side.	6	6	6
Track Shoe Length.....	7-1/4"	7-1/4"	7-1/4"
Width - Standard.....	13"	15"	15"
No. Shoes per Track.....	31	31	31
Length on Ground.....	75"	75"	75"
Sq. In. Ground Contact.....	1950	1950	2250
DIMENSIONS			
Length Overall.....	127"	132"	132"
Width Overall.....	65-1/2"	65-1/2"	65-1/2"
Height at Dash.....	63-9/16"	64-3/4"	64-3/4"
Gauge.....	48"	48"	48"
Ground Clearance with Grouser...	15-1/2"	15-1/2"	15-1/2"
WEIGHT			
Pounds-Approx.-Std. Equipment...	10400	11500	11500
Pressure per Sq. In.	5.3	5.8	5.1
PULLEY			
Diameter.....	13"	13"	13"
Face.....	8-1/2"	8-1/2"	8-1/2"
Belt Speed per Minute.....	3200'	3000'	3000'
Take-off Front.....	Yes	Yes	Yes
Rear.....	Yes	Yes	Yes
PRICE.....			
Date Effective F.O.B. Cleveland.	\$2400.00 11/1/33	\$3150.00 8/8/34	\$3325.00 1/10/35



THESE DATA PAGES ARE FOR
THE PERSONAL USE OF CLETRAC
REPRESENTATIVES AND ARE NOT
TO LEAVE THEIR POSSESSION

FILE IN YOUR



OLIVER "Cletrac"
Special Equipment Manual


Section 24, Page 9

SALES DATA BOOK

DATE

SPECIFICATIONS NON-CURRENT MODEL CLETRACS

	<u>40</u>	<u>CG</u>	<u>55-40</u>
Years on Market.....	1928-31	1936-42	1931-32
Serial Numbers.....	101-1833	2836-3246 5M000-5M608	1835-1889
ENGINE			
Numbers.....	Z-1388	601580 602076	Z-2596
Make.....	Wisconsin	Hercules	Wisconsin
Bore.....	4-1/2"	4-1/4"	4-1/2"
Stroke.....	5"	4-1/2"	5"
Number of Cylinders.....	6	6	6
R.P.M.	1575	1565	1575
Ignition.....	Delco	Delco	Delco
Starting.....	Electric	Electric	Electric
SPEED AND POWER			
Drawbar H.P.	40	48.4	58.94
Belt H.P.	55	55.39	65.97
Speeds M.P.H. .			
Low.....	2.2	1.87	2.2
2nd.	5.6	3.06	3.6
High.....	5.7	4.45	4.6
Rev.	2.2	2.29	3
Pounds Pull			
Low.....	9725	9920	10326
2nd.	5437	5630	5743
High.....	2637	3250	3410
TRACK AND FRAME			
No. Lower Track Wheels per side.	8	5	8
Track Shoe Length.....	10"	7-1/4"	10"
Width - Standard.....	14"	15"	14"
No. Shoes per Track.....	24	31	24
Length on Ground.....	80"	74-3/4"	80"
Sq. In. Ground Contact.....	2240	2240	2240
DIMENSIONS			
Length Overall.....	132"	119-3/4"	132"
Width Overall.....	69"	67-1/4"-80-1/4"	69-1/2"
Height at Dash.....	62"	64-15/16"	63"
Gauge.....	48"	48"-61"	48"
Ground Clearance with Grouser...	8-1/2"	15-3/4"	8-1/2"
WEIGHT			
Pounds-Approx.-Std. Equipment...	11628	11500	12000
Pressure per Sq. In.	5.7	5.1	5.3
PULLEY			
Diameter.....	20"	13"	15"
Face.....	13"	11"	13"
Belt Speed per Minute.....	2900'	3450'	3300'
Take-off Front.....	No	Yes	No
Rear.....	No	Yes	No
PRICE.....	\$3685.00	\$2950.00	\$3685.00
Date Effective F.O.B. Cleveland.	2/9/31	10/24/41	10/20/31



THESE DATA PAGES ARE FOR
THE PERSONAL USE OF CLETRAC
REPRESENTATIVES AND ARE NOT
TO LEAVE THEIR POSSESSION

FILE IN YOUR



SALES DATA BOOK


OLIVER "Cletrac"
Special Equipment Manual

Section 24, Page 10

DATE _____

SPECIFICATIONS NON-CURRENT MODEL CLETRACS

	<u>55</u>	<u>DG</u>	<u>DD</u>
Years on Market.....	1932-36	1936-39	1936-1939
Serial Numbers.....	1890-3852	1E00-5E86	10832-11581 1L3000-1L4460
ENGINE			
Numbers.....	ZT-1102 ZT-2680	122685 - up	380002 382586
Make.....	Wisconsin	Hercules	Hercules
Bore.....	4-1/2"	4-5/8"	4-3/8"
Stroke.....	5"	5-1/4"	5-1/4"
Number of Cylinders.....	6	6	6
R.P.M.	1575	1300	1200
Ignition.....	Delco	Delco	Compression
Starting.....	Electric	Electric	Leece-Neville
SPEED AND POWER			
Drawbar H.P.	58.94	60.	61.18
Belt H. P.	65.97	69.	67.71
Speeds M.P.H.			
Low.....	2.2	1.97	1.8
2nd.....	3.6	2.92	2.7
High.....	4.6	4.65	4.3
Rev.	3	1.95	1.8
Pounds Pull.....			
Low.....	10326	10800	11770
2nd.....	5743	7850	8600
High.....	3410	4660	5238
TRACK AND FRAME			
No Lower Track Wheels per side..	8	5	5
Track Shoe Length.....	10"	7-1/4"	7-1/4"
Width - Standard.....	14"	15"	15"
No. Shoes per Track.....	24	31	31
Length On Ground.....	80"	74-3/4"	74-3/4"
Sq. In. Ground Contact.....	2240	2240	2240
DIMENSIONS			
Length Overall.....	132"	124-3/4"	124-3/4"
Width Overall.....	69-1/2"	67-1/4"-80-1/4"	67-1/4"-80-1/4"
Height at Dash.....	63"	65"	65"
Gauge.....	48"	48"-61"	48"-61"
Ground Clearance with Grouser..	8-1/2"	15-3/4"	15-3/4"
Weight			
Pounds-Approx - Std. Equipment..	12000	12000	12700
Pressure per Sq. In.	5.3	5.4	5.7
PULLEY			
Diameter.....	15"	13"	13"
Face.....	13"	11"	11"
Belt Speed per Minute.....	3300'	3250'	3000'
Take Off - Front.....	No	Yes	Yes
Rear.....	No	Yes	Yes
PRICE.....	\$3600.00	\$3300.00	\$3700.00
Date Effective F.O.B. Cleveland.	11/1/33	4/1/37	4/1/37



THESE DATA PAGES ARE FOR
THE PERSONAL USE OF CLETRAC
REPRESENTATIVES AND ARE NOT
TO LEAVE THEIR POSSESSION

FILE IN YOUR



OLIVER "Cletrac"
Special Equipment Manual



Section 24, Page 11

SALES DATA BOOK

DATE

SPECIFICATIONS NON-CURRENT MODEL CLETRACS

	<u>80-60</u>	<u>80</u>	<u>80</u>
Years on Market.....	1930-32	1932-32	1932-36
Serial Numbers.....	113-409	420-499	500-849
ENGINE			
Numbers.....	DT3 1103-1243	DT4 5002-5642	HXE 320110-320710
Make.....	Wisconsin	Wisconsin	Hercules
Bore.....	5-1/2"	5-3/4"	5-3/4"
Stroke.....	6-1/2"	6-1/2"	6"
Number of Cylinders.....	6	6	6
R.P.M.	1050	1050	1120
Ignition.....	Delco	Delco	Eisman
Starting.....	Electric	Electric	Electric
SPEED AND POWER			
Drawbar H.P.	83.53	83.5	86.4
Belt H.P.	90.23	90.23	103.
Speeds M.P.H.			
Low.....	1.75	1.7	1.75
2nd.	2.5	2.5	2.5
High.....	3.6	3.6	4.3
Rev.	2.1	2.1	2.1
Pounds Pull			
Low.....	17500	17500	19000
2nd.....	12000	12000	12600
High.....	8500	8500	6800
TRACK AND FRAME			
No. Lower Track Wheels per side.	8	8	7
Track Shoe Length.....	12-5/8"	12-5/8"	9-7/8"
Width - Standard.....	17"	17"	17"
No. Shoes per Track.....	22	28	28
Length on Ground.....	97"	96"	96"
Sq. In. Ground Contact.....		3264	3264
DIMENSIONS			
Length Overall.....	156"	161"	164-1/2"
Width Overall.....	96"	94-1/2"	94-1/2"
Height at Dash.....	82"	82"	83-3/4"
Gauge.....	66"	67"	67"
Ground Clearance with Grouser....	18"	16"	16"
WEIGHT			
Pounds-Approx.-Std. Equipment.....	21100	21900	23000
Pressure per Sq. In.	5.9	6.0	7
PULLEY			
Diameter.....	24"	24"	24"
Face.....	15"	15"	15"
Belt Speed per Minute.....	3060'	3060'	3200'
Take-off Front.....	No	No	No
Rear.....	Yes	Yes	Yes
PRICE.....	\$5250.00	\$4975.00	\$4950.00
Date Effective F.O.B. Cleveland...	4/1/30	5/10/32	11/1/35



THESE DATA PAGES ARE FOR
THE PERSONAL USE OF CLETRAC
REPRESENTATIVES AND ARE NOT
TO LEAVE THEIR POSSESSION

FILE IN YOUR



OLIVER "Cletrac"
Special Equipment Manual


Section 24, Page 12

SALES DATA BOOK

DATE

SPECIFICATIONS NON-CURRENT MODEL CLETRACS

	80 D	FGC	FGC
Years on Market.....	1933-36	1936-37	1938-44
Serial Numbers.....	6000-6321	850 up	1GA046-1GA054 1CA500 up 321603 up
ENGINE			
Numbers.....	DHX 360002 360-264	320710	
Make.....	Hercules	Hercules	Hercules
Bore.....	5"	5-3/4"	5-3/4"
Stroke.....	6"	6"	6"
Number of Cylinders.....	6	6	6
R.P.M.	1300	1120	1120
Ignition.....	Compression	Eisman	Wico
Starting.....	Leece-Neville	Electric	Electric
SPEED AND POWER			
Drawbar H.P.	92.3	94	94
Belt H.P.	103	110	110.93
Speeds M.P.H.			
Low.....	1.75	1.75	1.64
2nd.....	2.75	2.57	2.78
High.....	4.3	4.3	(3rd) 3.75 (4th) 5.0 (Low) 1.6 (High) 2.87
Rev.	2.1	2.1	
Pounds Pull			
Low.....	20400	20570	22500
2nd.....	12800	14000	12670
High.....	7500	7100	(3rd) 8900 (4th) 5440 (Low) 23100 (High) 12400
Rev.			
TRACK AND FRAME			
No. Lower Track Wheels per side.	7	7	6
Track Shoe Length.....	9-7/8"	9-7/8"	8-13/32"
Width - Standard.....	17"	20"	20"
No. Shoes per Track.....	28	28	34
Length on Ground.....	96"	96"	96"
Sq. In. Ground Contact.....	3264	3840	3840
DIMENSIONS			
Length Overall.....	173"	173"	180"
Width Overall.....	94-1/2"	94-1/2"	100"
Height at Dash.....	83-3/4"	84"	88"
Gauge.....	67"	67"	69"
Ground Clearance with Grouser...	16"	16-1/4"	19-1/2"
WEIGHT			
Pounds-Approx.-Std. Equipment...	24000	24500	26750
Pressure per Sq. In.	7.3	6.4	6.77
PULLEY			
Diameter.....	24"	24-1/2"	24-1/2"
Face.....	15"	15"	15"
Belt Speed per Minute.....	3350'	3200'	3200'
Take-off Front.....	No	No	No
Rear.....	Yes	Yes	Yes
PRICE	\$6400.00	\$5275.00	\$6625.00
Date Effective F.O.B. Cleveland.	11/1/33	7/15/37	10/24/41



THESE DATA PAGES ARE FOR
THE PERSONAL USE OF CLETRAC
REPRESENTATIVES AND ARE NOT
TO LEAVE THEIR POSSESSION

FILE IN YOUR



OLIVER "Cletrac"
Special Equipment Manual

Section 24, Page 13

SALES DATA BOOK

DATE _____

SPECIFICATIONS NON-CURRENT MODEL CLETRACS

	<u>FD</u>	<u>100</u>	<u>GG</u>
Years on Market.....	1936-37	1927-30	1939-42
Serial Numbers.....	6322 up	50-158	1FA000-1FA0164 1FA1000-1FA6886
ENGINE			
Numbers.....	DHXB 360305	ET 1101-1179	664,000 up
Make.....	Hercules	Wisconsin	Hercules
Bore.....	5"	6"	3-1/8"
Stroke.....	6"	7"	4"
Numbers of Cylinders.....	6	6	4
R.P.M.	1300	1575	1400
Ignition.....	Compression	Dual Delco	Wico
Starting.....	Leece-Neville	Battery	Man. or Elec.
SPEED AND POWER			
Drawbar H.P.	92.3	100	15.10
Belt H.P.	107.5	120	22.00
Speeds M.P.H.			
Low.....	1.75	1.7	2.25
2nd.....	2.75	2.9	3.5
High.....	4.25	4.6	6.0
Rev.	2.1	2.1	2.5
Pounds Pull			
Low.....	20400	21000	1830
2nd.....	12800	12800	1880
High.....	7500	8080	1650
Rev.			1640
TRACK AND FRAME			
No. Lower Track Wheels per side.	7	8	WHEELS AND TIRES
Track Shoe Length.....	9-7/8"	14"	Rear Tires 9"x14"
Width - Standard.....	20"	10"	Front 5.50"x16"
No. Shoes per Track.....	28	23	Tire Pressure - Lbs.
Length on Ground.....	96"	112"	Front 28
Sq. In. Ground Contact.....	3840	4256	Rear 12 Min. 14 on furrow tire when plowing
DIMENSIONS			
Length Overall.....	173"	14'-10"	118"
Width Overall.....	94-1/2"	8'	64"to85"(adj.)
Height at Dash.....	84"	7'-2"	55"
Gauge.....	67"	6'	48" to 76"
Ground Clearance with Grouser...	16-1/4"	12"	23"
Wheel Base.....			80"
WEIGHT			
Pounds-Approx.-Std. Equipment...	25800	28089	2105
Pressure per Sq. In.	6.7	7.1	
PULLEY			
Diameter.....	24-1/2"	24"	9-1/2"
Face.....	15"	15"	5-1/2"
Belt Speed per Minute.....	3350'	3500'	2625'
Take-off Front.....	No	No	No
Rear.....	Yes	No	Comb. with Pull
PRICE	\$6975.00	\$7500.00	\$650.00
Date Effective F.O.B. Cleveland.	7/15/37	9/15/28	3/31/41

