


# The Silhouette

May, 2018 Newsletter of CAMEO Quilters Guild

Vol. 24 No. 10



See the last page for a registration form!



## Programs & Workshops

**Sharon Cratsenburg**


VP, Facilitator

### Programs

Our last program for the year is by **Karen Turckes** with a lecture called, "Transforming Fabrics." We will hold a workshop on Saturday, May 19, for landscape designs. The cost of the class is \$55 for members and \$65 for non-members. Your pattern is included in the class fee. There are still openings for anyone interested. Please email Sharon at: [vp-facilitator@cameoquilters.org](mailto:vp-facilitator@cameoquilters.org). All you will need is your machine and fabric. I will email you the supply list if you decide to take the class.

### Retreat

What a lovely retreat this year at Bear Lake Lions Camp. We had 35 ladies attend. The weather was awesome, the food fantastic, and most of all the time sewing with our CAMEO sisters was the best. The comments I heard from everyone is this was the best retreat yet. Very relaxing and boy did those machines hum. Check out show and tell on the CAMEO website to see all the amazing work. Thank you to Pat B., Carole G. Janeen S., and Pat C. for your work on the retreat committee. Until next year keep on sewing.



## A Message from the President

**Cindy May**

Presidential words for Spring...

**Comfort.** What does it mean to you? Are you comfortable? Are you able to be comforted? Do you need to be comforted? There are so many interpretations to this simple word.

Mother's Day is nigh, and one cannot think of "mother" without associating comforting sounds, touches or feelings, right? Holding a baby in a handmade quilt made with loving stitches is very comforting both to mother and baby alike. Refer to the meaning of the receiving blanket. More love than thoughts could contain. Just pieces of fabric, and yet so comforting. A comfort that'll linger hopefully for years to come.

Comfort in the home can be found in décor color, photographs, furniture, flower arrangements, or in friends in visitations. I like all of these, but my favorite is the friends part. However, I do admit to incorporating all of them. It is my comfort zone. When I step out of it, I tread warily. Its new territory and I am unsure of its outcome.

I did this recently, and still am not sure why. Probably because I believe in being a lifelong learner. And everyone needs a challenge periodically, right? And if life's normal little glitches don't provide you with enough challenges, look and step outside of your comfort zone. Seek comfort in a new way. Include a color you've never considered before. Try an old pattern in a bright modern colorway. Or a modern layout in old-fashioned color scheme. Go for the learning experience! You might be pleasantly surprised, or not! Either way, you are wiser and more experienced for the effort.

*What is the speed limit in your comfort zone?*

## Now is Really the Time for All Good, Active Members to Come to the Aid of Our Guild!

Your CAMEO Nominations and Elections Committee members have been "Busy Bees." Our mission is to contact each active member personally to solicit nominations to the Board.

The Guild needs a full complement of officers to function, as the bylaws require that each office must be occupied. Ideally, we would like each office to have at least two candidates on the ballot.

To date, nominations for Member-at-Large have six candidates for three positions. Perfect!

The balance of the offices have 1-2 nominees, with two exceptions: **Vice President-SCHEDULING** and **Vice President-FACILITATOR**. We do want programs scheduled and we do want programs facilitated!

We need only two additional active members with the contacts, time, computer skills, and desire to volunteer. Please contact this Committee as soon as possible to fill these slots!

Committee members are **Donna Brokenshire, Jan Reinos, Karen Sayles and Sandy Peiss**. Our contact info is in your membership roster.

Thank you in advance for your assistance in this urgent matter!

Sandy Peiss, chair

## Hospitality

### IMPORTANT NOTE:

Treats for the May General Meeting will be provided by these members who have **MAY & JUNE** birthdays:

Kay S. - May 22  
 Cheryl C. - June 1  
 Vanetta S. - June 6  
 Carol H. - June 18  
 Theresa N. - June 18  
 Barbara E. - June 23  
 Henry R. - June 24

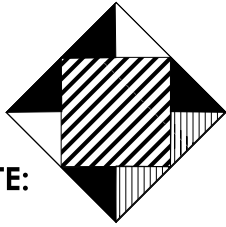


### WATCH OUT FOR THE SLIP OF THE KEYBOARD!

The Silhouette is a source of much important information for our guild members. To encourage members to read the entire newsletter, the Editor (that's me!) gets to have a little fun and bury a silly statement somewhere in each newsletter. Members who find the Slip of the Keyboard will write it on a slip of paper at each monthly meeting and be entered into a drawing for a fabulous quilting prize! So, if you come across something that's not quite right, doesn't make sense or just doesn't fit - you've found it! Good luck and happy hunting!

**Deadline for the June, 2018 issue is June 1.**

There will be no "Slip of the Keyboard" in the June issue.



## MSU MUSEUM QUILT COLLECTION FIELD TRIP

submitted by Jan Recinos

This is to confirm that on **Saturday, June 2, 2018** CAMEO will attend a **Behind the Scenes Tour of the MSU Museum Quilt Collection.**

We will see 10 quilts from the collection. **Please bring \$5 to pay for the admissions fee at the May meeting.** There will also be a list to connect riders and drivers. We need to arrive at 9:45 a.m., so food and shopping should wait until after the museum visit. Drivers and riders are on their own to choose lunch stops and quilt shops. There are two quilts on display at the MSU Museum, we may want to visit while we are in town: <http://museum.msu.edu/?q=node/32>.

Beth will have books for sale that are out of print from the museum. Cash or check only for the book sales. You may bring quilts for show and tell and assessment at the end of the tour.

**Central Services Building, 570 Red Cedar, East Lansing, MI 48824**

**This is where the Behind the Scenes Tours are held. If you get lost, call Beth at 517-944-4067.**

Here is a map to Central Services where the Behind the Scenes Tours are held.

<https://www.google.com/maps/d/viewer?mid=14pB2PrXGIAA7Vu0hPAwYGlw26bl&ll=42.7273830013026%2C-84.4838290000001&z=19>

[1]. The map includes parking in Lot 79, where the rate is 90 cents/half hour. Lot 79 is on the south side of the stadium and Central Services is the small, brown brick building northeast of the lot and the first building east of the stadium. It is a short walk from the parking lot to Central Services. NOTE, Central Services is not handicapped accessible. You must be able to climb eight steps to enter the building.

Here is a map to shops and restaurants:

<https://www.google.com/maps/d/viewer?mid=1d0hzvwdwEtaETz9Po2haCiZP5Drg&ll=42.66252127134997%2C-84.6313915&z=11>

## MAY FABRIC EXCHANGE - PATRIOTIC FABRICS

by Rosemary Spatafora

It's time for baseball, hot dogs, apple pie and patriotic fabrics! Stars, stripes, red, white, blue, gold, fireworks, peace signs, and flags, whatever says Patriotic is our theme for this month's Fabric Exchange.

Eight people are signed up for this month's exchange:

**Cheryl Cawley**  
**Rosemary Spatafora**  
**Linda Ibbs**

**Judy Murray**  
**Sandy Peiss**  
**Tina Rink**

**Jean Schlegelmann**  
**Loren Garrison**

Each person will bring in sixteen squares of Patriotic Fabric cut to 10-1/2" per square.

Check out these links for some great ideas for using patriotic fabrics:

<https://www.quiltingcompany.com/category/patriotic-quilt-patterns/>

<https://quiltingtutorials.com/tutorial/a-star-spangled-patriotic-quilt>

<https://quiltingtutorials.com/tutorial/make-a-fence-rail-star-quilt-with-jenny>

<https://quiltingtutorials.com/tutorial/make-a-keyhole-quilt-with-jenny>

This is our last fabric exchange for this guild year. Thanks to everyone who participated!



**A 'QUILT GARDEN TOUR'**

July 31 sponsored by Troy Recreation Dept.  
 Bus to Indiana to  
 Barn Door Quilt Garden,  
 Krider "Worlds Fair" Garden,  
 Essenhaus for lunch and Shipshewana  
 \$85.00; phone 248-524-3484 for  
 reservations and more info.

Submitted by Pat Casson-Merenda

**Michigan Button Society  
 2018 Spring Button Show  
 "ALL FIRED UP"**

May 12, 2018

Showroom hours: 9:00 am - 3:00 pm  
 Admission is free and open to the public

Kellogg Hotel and Conference Center  
 219 South Harrison Road, East Lansing  
 800-875-5090

**STORE CLOSING SALE**

**The Charmed Quilter**

7093 Main St  
 Smiths Creek, MI 48074  
 810 367 2366 www.thecharmedquilter.com

All Quilting supplies will be 50% off until May 10th, 2018  
 Antiques-Fixtures will be marked to sell.

**Store Hours for the Sale**

Wednesday, May 2nd 10am-4pm  
 Thursday, May 3rd 10am-6pm  
 Friday, May 4th 10am-4pm  
 Saturday, May 5th 10am-2pm  
 Tuesday, May 8th 10-4,  
 Wednesday, May 9th 10am-4pm  
 Thursday, FINAL DAY May 10th 10am-4pm



**The Yarn and Fiber Arts store in Romeo is closing.**

Here is their address in case anyone is interested.

246 N Main St, Romeo, MI 48065  
 586-246-4724

It is just north of 32 Mile Rd. (St. Clair St.)  
 and Main Street in Romeo.

**May 3, 7pm  
 Oakland County Quilt Guild**

Karen Turckes,  
 "Fabric Manipulation"  
 First Congregational Church  
 1315 N. Pine St., Rochester.  
 www.oaklandcountyquiltguild.com  
 May 4, 9-5 Workshop – Manipulating Fabric



**May 7, 7pm  
 Macomb County Quilt Guild**

Linda Wieck-Military CAMO Quilt Project  
 Trinity Lutheran Church  
 38900 Harper, Clinton Township  
 www.macombcountyquiltguild.org

*Many thanks to  
 Ann Bonnelli for  
 submitting the  
 "Quilter's Calendar"  
 items this year!*

**May 10, 7pm  
 Great Lakes Heritage Quilt Guild**

Karen Lieberman, Trunk Show  
 Birmingham Unitarian Church  
 38651 Woodward, Bloomfield Hills, MI, www.glhq.org

**May 17 6:30pm  
 Capitol City Quilt Guild**

Lenore Crawford, "Fusing, Fabric Painting, and Stitching  
 to Create Your Own Art Quilt"  
 Union Missionary Baptist Church,  
 500 S Martin Luther King Jr. Blvd., Lansing  
 www.capitolcityquiltguild.org.  
 Workshops May 18 & 19 from 9-4 at Country Stitches

**May 18, 9am  
 Greater Ann Arbor Quilt Guild**

Linda Hahn – New York Beauty Simplified  
 Washtenaw Community College, Morris Lawrence Bldg.  
 4800 E. Huron River Dr.. Ann Arbor. info@gaaqg.com  
 Workshop: May 20, 9:30- 4:30 -She Can Dance!

**May 19 & 20  
 Pieces and Patches Quilt Guild will sponsor its  
 Bi-Annual Quilt Show "Everything Is Coming Up Quilts"**

Jackson Middle School  
 915 Cooper Street, Jackson.  
 Saturday 9-5, Sunday noon-5. Admission \$7.00

**May 30, 6:30pm  
 Evening Star Quilters**

Debbie Grifka: Modern Quilter  
 10135 Lapeer Road, Davison  
 www.eveningstarquilters.blogspot.com

**NEW QUILT SHOP in Jackson**

803 S. Brown Street, Jackson, 49203  
 517-962-4271

**SAVE THE DATE: June 9  
 Independence Village of Waterstone  
 Miracle Quilts Annual Quilt Show - Free admission**

## 2018 MYSTERY QUILT CLUE #5

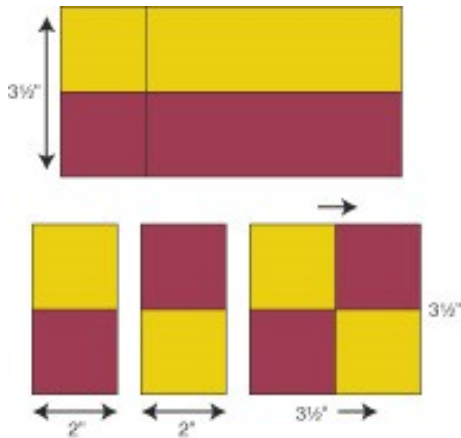


Fig. 2

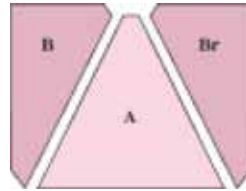


Fig. 3

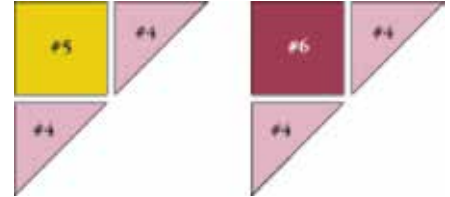


Fig 4

1. Make 18 four-patch units. Join 2" strips of #5 dark gold and #6 burgundy to make four stripsets. Press seam allowances toward fabric #6. Cut strip sets into 2" segments as shown. Rotate one 2" segment to join with another segment and make the four-patch units (fig. 2).
2. Make 72 triple-triangle units. Place the long sides of two B triangles on an A triangle, carefully match the blunt ends, and sew as shown (fig. 3).

Press the seam allowances toward the B triangles.

TIP: After sewing and pressing the four-patch and triple-triangle units, make sure they measure 3-1/2" before joining them into blocks. Remake any that are significantly smaller or trim any that are larger than 3-1/2".

3. Make 36 #5 square-triangle units. Cut the 2-3/8" squares of #4 fabric in half once diagonally to yield 144 triangles. Sew two #4 small triangles to the sides of a #5, 2" square. Press the seam allowances toward the triangles. Make 36 #6 square-triangle units in the same manner (fig. 4).

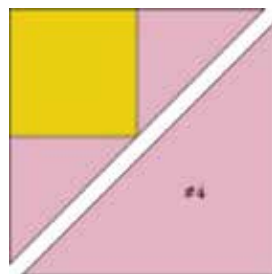


Fig. 5

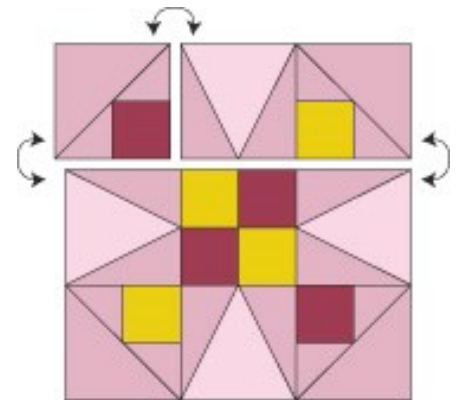


Fig. 6

4. Cut the 3-7/8" squares of #4 fabric in half once diagonally to yield 72 large triangles and add them to the square-triangle units. Press the seam allowances toward the large triangles (fig. 5).

Make sure the units measure 3-1/2" and square if necessary.

5. Assemble 18 Blossom blocks as shown in figure 6, being careful to orient the units as indicated.

### Last call for Fantastic Finds

Time for a good spring cleaning and bring all those treasures to the table. And time for us to find just that right something to finish or start a project.

**There will not be a table for Fantastic Finds in June at our potluck.**

Many thanks for all those who participated.

**Lucy Lesperance**

Found at a quilt shop and submitted from [celebratehandquilting.com](http://celebratehandquilting.com) by Cheryl Cawley

### COMPARISONS TO PONDER

- 1 box of trap loads = 2 fat quarters
- 1 box of pistol shells = 6 fat quarters
- 1 box of rifle shells = 8 fat quarters
- pistol = 45 yards (3 bolts)
- rifle with scope = sewing machine, basic model
- Wisconsin Patron license = Electric Quilt, software program
- trap shotgun = embroidery machine
- shotgun = Sewing machine
- Elk hunt = quilt cruise
- Crossbow and bolts = 70 yards (5 bolts)
- Bass Boat = quilt room addition with long arm
- Evangeline Anne, 5 lbs-15 oz, 17 inches

When having a conversation with your significant other about the cost of our "hobbies," you might like to consider the above.

RECIPE FROM THE SNACK TABLE AT RETREAT:

### POWER BALLS - NO BAKE ENERGY BITES

- 1 cup (dry) oatmeal (old-fashioned oats)
- 2/3 cup toasted coconut flakes.
- 1/2 cup peanut butter.
- 1/2 cup ground flax seeds.
- 1/2 cup semisweet chocolate chips (or vegan chocolate chips)
- 1/3 cup honey or agave nectar.
- 1 tablespoon chia seeds (optional)
- 1 teaspoon vanilla extract.

*Yum!*

#### DIRECTIONS:

Stir all ingredients together in a medium bowl until thoroughly mixed. Cover and let chill in the refrigerator for half an hour. Once chilled, roll into balls of whatever size you would like. Store in an airtight container and keep refrigerated for up to 1 week. Makes about 20-25 balls, 1" in diameter. from [gimmesomeoven.com](http://gimmesomeoven.com)



"Lucy in the Sack with Diamonds" (2017)  
Pieced by Lucy Lesperance  
Longarm quilted by Barbara Lusk

### REFLECTIONS OF A QUILTWEEK PADUCAH PARTICIPANT

by Lucy Lesperance

- \* Flying high wearing that special red CONTESTANT ribbon.
- \* A bucket list must for any quilter.
- \* An overabundance of quilts, vendors, people, classes, comments.
- \* **Terrific transportation:** free bus shuttles, horse and carriage, a rickshaw-style bicycle.
- \* A spontaneous crashing of a church gourmet dinner and bedturning.
- \* **Hancock Fabrics:** abundant selection of fabrics for any purpose, batiks galore, busting back room.
- \* **National Quilt Museum:** Requires plenty more time to see their awesome collections from the best of quilters.
- \* **An Evening with Ricky Tims:** A musician extraordinaire interspersed with comical quilting and life stories.

It was a wonderful experience recommend for all!

**Minutes, April 19, 2018**  
**CAMEO General Meeting**  
**Clawson United Methodist Church, Clawson, Michigan**

Meeting opened at 7:03 with welcome from President Cindy May, followed by the pledge of allegiance.

Linda Watkins moved to accept the March minutes. Sharon Cratsenburg seconded the motion and the minutes were approved.

**VP Facilitator, Sharon Cratsenburg**, introduced the evening's speaker, former CAMEO member Linda Thielfoldt from Troy with her "Confessions of a Scrappy Quilter". Linda presented many of her Baltimore style quilts and offered her book for sale.

At 8:45 the meeting took a break for refreshments.

At 9:10 the meeting was called back to order for the officer and committee reports.

**Pat Baldauf, Treasurer**, gave a report of financial balances, expenses, and receipts.

**Susan Larson, VP Membership**, reported current membership of 55 people with 4 guests for the evening.

**Sharon Cratsenburg, VP Facilitator**, reminded members that next month's speaker will be Mary Turkes with landscape quilting. There are still openings for her workshop on Saturday. Sharon also read a thank you from Donna Kooistra, last month's speaker.

**Rosemary Spatafora** reported 8 people signed up for next month's Patriotic Fabric Exchange.

**Challenge committee** had a sign-up sheet so they could have an accurate count to know how many frames will be needed to display the quilts.

A sign-up sheet was also available for those interested in Saturday's Open Sew from 9-3.

**Retreat committee** reminded members that retreat is next weekend and doors will open on Thursday at 5:00. Massages will be offered again this year.

**Charity committee** told members they could bring layette items to the open sew on Saturday.

**Karen Sayles** asked for donations of flannel fabric.

**Sandy Peiss** reported for the Nominations and Elections committee that calls are being made to those nominated for board positions next year. At next month's meeting, the committee will present those that have accepted nominations, but nominations will still be accepted through June. Positions unopposed will not be on the ballot, but will be voted in by affirmation.

**Linda Watkins** reported that Quilting with Confidence meets on Saturday at the church at 9:30.

**Theresa Neilson** announced that Round Robin will have only one more round and then presentation at the June meeting.

**Tina Rink** reported one more clue after this month for the Mystery Quilt.

**Jan Recinos** asked that those who are interested to sign-up for the June 2 field trip to the Great Lakes Quilt Museum at MSU in East Lansing.

For Show and Tell, quilts that were appraised by Donna Kooistra were displayed and their values shared with the guild.

Carole Gilbert won the Slip of the Keyboard.

April 30 is the deadline for articles to be submitted to Laurie Johnson for the May Silhouette.

This month's board meeting is Tuesday, April 24 at the home of Karla Sutton.

Meeting adjourned at 9:55.

Respectfully Submitted,  
 Karla Sutton  
 Corresponding Secretary

blusk5510@Gmail.com  
248-288-1142

*Granny  
Lady Quilts*

*"Put Memories in a Quilt"*

---

**Barbara Lusk**

Digital long arm quilting      Custom designed quilts

## CAMEO Quilters 2017-2018

### Executive Board

#### PRESIDENT

Cindy May  
president@cameoquilters.org

#### VP FACILITATOR

Sharon Cratsenburg  
vp-facilitator@cameoquilters.org

#### VP SCHEDULING

Loreen Garrison  
vp-scheduler@cameoquilters.org

#### VP MEMBERSHIP

Susan Larson  
vp-membership@cameoquilters.org

#### RECORDING SECRETARY

Ann Bonnelli  
secretary@cameoquilters.org

#### CORRESPONDING SECRETARY

Karla Sutton  
corresponding-secretary@cameoquilters.org

#### TREASURER

Pat Baldauf  
treasurer@cameoquilters.org

#### ASSISTANT TREASURER

Cheryl Cawley  
asst-treasurer@cameoquilters.org

#### MEMBERS AT LARGE

Laurie Johnson  
Barbara Lusk  
Kathy Wilson  
member-at-large@cameoquilters.org

#### NEWSLETTER EDITOR

Laurie Johnson  
newsletter@cameoquilters.org

#### EDITOR EMERITA

Rosemary Spatafora



**“A man and a quilt will  
both keep you warm at night,  
but a quilt never says  
anything stupid!”**

## CAMEO Board Meeting Minutes April 24, 2018

Meeting called to order at 7.05 by President Cindy May. Meeting was held at the home of Karla Sutton.

Present were Cindy May, Sharon Cratsenburg, Loreen Garrison, Susan Larson, Ann Bonnelli, Karla Sutton, Pat Baldauf, Cheryl Cawley, Laurie Johnson, Kathy Wilson. Absent Barbara Lusk.

**Cameo 2018 Challenge Quilt.** Six people signed up to enter. Only one rack will be needed and one set of drapes. Pat Baldauf will check with Linda Watkins, who stores them, to have them at the May meeting.

**Loreen Garrison, VP Sceduling:** The speaker scheduled for April 18 is not available April 25, 2019 (our substituted date because of Easter) So Loreen is in the process of obtaining another speaker.

**Sharon Cratsenburg, VP Facilitator** has been contacted by the Frankenmuth Fall Quilt Show, September 21-22, 2018 to see if we want to participate/sponsor. We declined but will place a half-page ad for \$50 and use it to advertise our next quilt show, Laurie Johnson will prepare ad.

Sharon will contact the union hall to confirm our dates for the next Quilt Show. Next year's retreat will be held the first weekend in May, if possible.

**Charity:** 31 quilts were donated to Miracle Quilts. \$615 value of layette donations given to church plus 21 quilts. Cindy May has been giving the fabric left over from Fantastic Finds to a neighbor who works with children in Detroit.

**Pat Baldauf:** Retreat is all set. There are 36 people registered. This does not meet our break-even point of 40, so the cost, to the Guild per person will be an extra \$10. This leaves less money for extras. The Guild is paying for the rental of the chairs. People may arrive at 5pm Thursday, extra \$18 for overnight stay, there will be no food Thursday night or Friday morning. Check out is 3pm Sunday. Massages will be available. Cindy received a request from an attendee to be able to sell pincushions and dryer balls from her station to support Lions Club, the Board agreed. The suggestion was made that the Committee make a general announcement about keeping your area neat and not encroaching on other's space. Committee is Pat Baldauf, Sharon Cratsenburg, Carol Gilbert, Janeen Sharpe.

**Nominations & Elections Committee:** Members are Sandy Peiss, Donna Brokenshire, Jan Recinos and Karen Sayles.

Everyone should have received a phone call by now, from one of the Committee asking for nominations. As of last Thursday there were still two offices with no one nominated. Barbara Lusk, liaison to this Committee, will be asked to check on the progress. As always nominations will be accepted during the May meeting.

**President Cindy May** requested that all liaison members contact their committees for return of manuals at the May Guild meeting.

Newsletter deadline April 30. Next Board Meeting May 24 at the home of Cindy May, hosted by Laurie Johnson.

Adjourned 8.20 pm

Respectfully submitted,  
Ann Bonnelli  
Recording Secretary

# APRIL SHOW 'N TELL

photos by Henya Rachmiel



Barb L. displays charity quilts



Darlene's first quilt!

Thread painting -  
Jan R.



Baby Quilt - Jolene B.



Animal Rescue charity quilts by Janeen S.






# APRIL SHOW 'N TELL continued



Nine patch quilt



Henry R.



Quilt by Pat P.

Trip Around the World shown by Jean S.



Mrs. Schlegelmann's quilt



1930s Quilt  
Top purchase  
shown by  
Laurie J.



Jackie S. displays bags made by Barb V.

# MAY, 2018

## LECTURE:

**May 17, 2018 - 7pm**

**Karen Turkes of  
Windberry Studio**

### ***"Transforming Fabric"***

Learn about beautiful hand dyed fabrics that incorporate one or more of the following surface design techniques: dyeing, over dyeing, soy wax, resist, folded fabric manipulations, discharge, screening, stamping or hand painting. Karen Turkes creates her own Art Cloth which is adapted for quilters and is 100% cotton Patina.



## WORKSHOP:

**May 19, 2018 - 9-3**

**"Design Your Own  
(Fat Quarter) Landscape"**

There are over 70 interchangeable pieces in this pattern for you to choose. You design the colors, mood and even season of your landscape. There are three easy steps to layering this landscape. Start with three basic background pieces, add land elements, then add smaller design elements. Let your imagination run wild. It's fun and easy and you will want to do another. You will learn how to make a design board, work with fusible web, and select fabrics for a landscape. Included are patterns and demonstrations on how to choose free motion patterns for your landscape.

Class fee **INCLUDES** the materials kit valued at \$25.00.

**Members: \$55 Total class fee**

**Non-members: \$65 Total class fee**



## CAMEO Quilter's Guild Workshop Registration Form

### KAREN TURKES - MAY 19, 2018

**COST:** Member: \$55.00      Non-member: \$65.00

CAMEO Member? CIRCLE ONE:      Yes      No

#### **PLEASE PRINT**

Name \_\_\_\_\_

Street Address \_\_\_\_\_

City \_\_\_\_\_ State \_\_\_\_\_ Zip \_\_\_\_\_

Home Phone/Cell Phone: (\_\_\_\_\_) \_\_\_\_\_

Email Address: \_\_\_\_\_

Enclose your check payable to CAMEO Quilters Guild and mail or give to: Sharon Cratsenburg, 275 Benjamin Romeo, MI 48065

Questions? Email: [vp-facilitator@cameoquilters.org](mailto:vp-facilitator@cameoquilters.org)

#### **FOR GUILD USE ONLY:**

Date Rec'd \_\_\_\_/\_\_\_\_/\_\_\_\_      Amount Rec'd \$ \_\_\_\_\_      Check # \_\_\_\_\_      Cash \$ \_\_\_\_\_      Voucher \_\_\_\_\_

MAY 2018 RegForm

Your space in the workshop will be confirmed by email when we receive your check with this registration form and if space is available. Workshop fee(s) are required at the time of registration. When the fee is paid, a Materials List will be given to the participant. If a participant must withdraw from the workshop, a refund will be given if the vp-facilitator is given a minimum of 14 days notice prior to the workshop date.

If you are enrolling in more than one workshop, please write separate checks for each workshop and attach to its individual registration form.