



CAMEO Quilters
2015- 2016
Executive Board

President

Sharon Johnsonbaugh
president@cameoquilters.org

Vice President Facilitator

Linda Watkins
vp-facilitator@cameoquilters.org

Vice President Scheduling

Barb Lusk & Carol Fetsco
vp-scheduler@cameoquilters.org

Vice President

Membership

Cindy May
vp-membership@cameoquilters.org

Recording Secretary

Rosemary Spatafora
secretary@cameoquilters.org

Corresponding Secretary

Sybil Derderian
corresponding-secretary@cameoquilters.org

Treasurer

Cheryl Cawley
treasurer@cameoquilters.org

Assistant Treasurer

Laurie Johnson
asst-treasurer@cameoquilters.org

Member at Large

Key Schepke
member-at-large@cameoquilters.org

Jodie Schlicht

member-at-large@cameoquilters.org
Karla Sutton

member-at-large@cameoquilters.org

Newsletter Editor

Rosemary Spatafora
newsletter@cameoquilters.org

The Silhouette

The
Newsletter of CAMEO
QUILTERS

<http://www.cameoquilters.org/>

Facebook - <https://www.facebook.com/CameoQuilters1>

Volume 22

Number 3

October, 2015

CAMEO Quilters Presents:

Designing Fabrics & Books: How It's Done

by

Monique Dillard


Thursday, October 15, 2015

7:00 p.m.

Clawson United Methodist Church

205 N. Main Street (just north of 14 Mile Road)

Clawson, Michigan



*Come and Meet Each Other and learn how fabric designs & quilt books are created!
Bring a Friend!!! (Guest fee = \$10)*

President's Corner:

Do people ever ask you why you quilt?

I get that question quite often and it's usually accompanied by a somewhat confused look. I love the next 3 questions that usually follow it.

"Isn't it easier to just go to the mall and buy a blanket/comforter if that is what you want?" Or, "What happens if you don't like it when it is done?" Or "So let me get this straight...you work full time, take care of your family and find time to sew too? How do you do that?" Ahh, they just don't have a clue do they? So, here's my question to you - why do **you** quilt?

Is it because you love to work with fabric and thread? Is it because you enjoy mixing colors together that you would never wear but when sewn next to each other look really interesting? Maybe, it's because you love the challenge or the time you spend being creative. And, maybe you like structure and find it really focusing and relaxing to look at a block you just created and admire the perfectly stitched pieces and the symmetry of the design. Or, maybe you are really artistic and like to create abstract things.

I think I love to quilt because I find it relaxing. I know I like puzzles. I love picking out and buying fabric and thread (maybe too much). I quilt "just because". I don't know and I guess it really doesn't matter. I do know that I quilt because it makes me happy. I guess there are many reasons why we quilt but to me that's a pretty good one.

Until next time...

Sew Sincerely,
Sharon Johnsonbaugh



Guild Program Calendar

2015 - 2016

October 15 - Monique Dillard: "Designing Fabrics and Books - How It's Done"

October 17 - Monique Dillard Workshop Black Pearl Quilt

November 19 - Mary Clark: "From My Past to Present"

November 21 - Mary Clark Workshop - Hexies - A New Way

December 17 - CAMEO Potluck (*members only*)

January 21 - Barbie Brooks, Backstreet Quilt Shop:
"The Creative Bag" Lecture and Trunk Show

January 23 - Barbie Brooks - Workshop Creative Bag

February 18 - CAMEO Night Whistle Stop/Mini Shop Hop

February 20 - CAMEO Charity Day

March 17 - Colleen Mertz: "How to Create a Quilt Pattern Company"

March 19 - National Quilting Day

April 21 - Joe Cunningham: "My Life in Quilts"

April 23 - Joe Cunningham Workshop:
"Rock the Block Quilt"

May 19 - Sue Perin: Barn Quilt Lecture

May 21 - Sue Perin Workshop Paint Your Own Barn Quilt

June 19 - CAMEO Potluck, Annual Meeting & Elections
(members only)

Items to bring to the October meeting:

1. Yourself and your smile!
2. Your Name Tag
3. A friend and possible new member!
4. Show & Tell Items
5. Hearts for Hearts & Hugs



Want Ads - The *Silhouette* is taking ads. The costs are:

- \$1.00 per column line
- \$5.00 per business card size
- \$15.00 per quarter page size

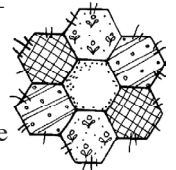
These costs are per issue. Send ads and payment (made out to CAMEO Quilters Guild) to Rosemary Spatafora (address in the directory).

Program News - *Linda Watkins, VP Facilitator*

Happy Fall everyone. It certainly started out on a high note. I hope everyone enjoyed the CAMEO Scavenger Hunt. A big thanks to Ann Bonelli for being the only person whose name started with an "A" for being there. Did you pick up our \$10 workshop voucher? This voucher is a thank you from the Guild for all the hard work everyone did on the Quilt Show. It can be used to take \$10 off any one workshop in the 2015 – 2016 guild year. If you did not get your voucher in September, be sure to pick it up at the membership table in October.

I hope everyone is looking forward to our October meeting. Have you ever wondered how fabric is designed? This is your opportunity to find out. Monique Dillard will join us and present her lecture "How to Design Fabric and Books – How is That Done". She will walk us through the steps of fabric design from the idea to the finished product. Monique will also be bringing her new line of fabrics so we can get a sneak peak. On Saturday she will teach her Black Pearl Quilt. This Lap size quilt finishes to 54" by 68". This quilt only takes 6 fabrics, a dark solid, four medium value prints that coordinate with the solid, and a cream or white for background. While Monique's quilt is in black, you can use any color. There is pre-workshop cutting to do so don't wait too long to sign up. Cost of the workshop is \$40 for members and \$8 for the pattern available from Monique at the workshop.

November is the month for all our Hexie lovers. Mary Clark will join us on Thursday night with her lecture, "From My Past to Present". Then on Saturday, she will teach her workshop entitled Hexies – A New Way. Mary has a unique method for making hexies. She does not use the traditional hexie papers. She also has a different way of sewing them together. Mary promises this workshop will make all of us "Hexie" lovers. Mary will supply the hexies to the students. This is a great workshop to use up some of your scraps. Workshop is \$15 for members.



Editor's Note: The deadline for the November newsletter is October 22. Keep reading for the Slip of the Keyboard.

Maggie's
Top Stitch Quilting
248-543-5881
Custom Machine Quilting
Memory Photo Quilts
Custom Created T- Shirt Quilts
Memory Patches



MaggiesTopStitchQuilting.com

Membership News and Notes

Cindy May
Membership Chairperson

Membership has jumped up eight more members since last month!!! We are at 51 members now (two associates) and hope to see more back with us at the October meeting. Remember, dues have remained the same, yeah!!! \$40 buys you a year's worth of quilty pleasure among sew many friends!

Birthday wishes on center stage this month going out to Donna Brokenshire (10/19). Happy Birthday, Donna!

And as always, please continue to encourage any friends, neighbors or relatives interested in quilting to come and share a meeting with us. I am so proud to see us continue to grow!

2015-16 CHALLENGE QUILT

The 2015/16 Challenge will be announced at the October meeting!

(It's a surprise - we'll fill you in on October 15.)

Your CAMEO Challenge Quilt Committee,
Sybil Derderian, Carole Gilbert, Laurie Johnson

Hospitality - Betty Carpenter & Kay Schepke

A big thank you to the board and September Birthday people for bringing such wonderful treats last month. It was so good to see so many familiar faces and share food, drink and summer adventures. Please notice each month the list of treat bringers because your name may be on it. I have incorporated the names of people with birthdays on months we either have no meeting or is one of the banquet months into the CAMEO meeting months. This will make it fair for all of us and give everyone a chance to bring some of their favorite dishes. Donna Brokenshire is our only October birthday, Happy Birthday Donna. So, Barb Eaken, Theresa Neilson, Linda Pankratz and Melissa Smith will join her in bringing something good to eat. As usual, if you would like to bring a treat and it isn't your birthday or you are not on the list, we encourage you to do so.



Fantastic Finds (The Free Table)

Lucy Lesperance

September's articles on the table successfully came and went. If your fabrics and notions, books are looking for a new home, you're invited to replenish the table and/or help yourself to others' treasures.



I love the Fantastic Finds Table!


Sittin' and Stitchin' - Cindy May

Thoughts crossing my mind,..... my little, scattered, cluttered mind.

In this hectic and crazy time of ours, I crave solitude! Do you, too? And I am one of those odd ones that actually enjoy sewing down the binding by hand on my quilts. It makes me feel like I am putting closure on a passage, plus I have an excuse to put up my feet and turn on the tv with an old black and white movie. I find it therapeutic to hand stitch, although I can be a mad woman on a machine with my foot on the pedal. I enjoy the very simple act of decorative stitches and embroidery. I love the playing with colors of threads. Does this sound like you? Which bring me to my point (finally!).

I am liaison for Cameo's "Sit and Stitch". And so far no one has voiced any requests. But I am! I am looking for fellow members that might also enjoy embroidery stitching, crazy quilting, or folks that want to learn how to. We have an option to form a little friendly group that could meet on our own and hand sew, no dragging machines, no cutting mat, no rulers, no extension cords. Just scissors, needle and thread! And fabric! No experience required.

If you are interested, please let me know at October's meeting, or call or email me. My info is in front of this newsletter. We can set a time and place to meet convenient for us and start a little sittin' and stitchin'.



Michigan State Museum Quilt Exhibit Quilts of Southwest China

Sept. 27, 2015 – April 30 2016

In southwest China traditional bed coverings and other household items have often been, like American quilts, made of small pieces of fabric that are patched and appliquéd together to form artistic, functional textiles.

A bi-national consortium of American and Chinese museums, led by the MSU Museum and the Yunnan Nationalities Museum (Kunming), has fostered an effort to document this textile tradition and, at the same time, advance an understanding of the intangible and tangible cultural heritage of China.

A ground-breaking exhibition on this art will have its world debut at the Michigan State University Museum after which it will tour nationally.

blusk5510@Gmail.com
248-288-1142

Granny Lady Quilts

"Put Memories in a Quilt"

Barbara Lusk

Digital long arm quilting

Custom designed quilts

What's a CAMEO member to do, ...?

By *CAMEOCarol*

You can... Come to the October meeting to get your member directory. Besides contact info for each member, there is CAMEO information within. If you can't make it to the meeting, designate a member to pick up your directory for you

You can... Come to the October General Meeting and hear about Monique Dillard's quilting journey; while there turn in your Workshop Registration form from the September newsletter to Facilitator Linda Watkins. Monique's "Black Pearl" sounds intriguing. (I saw it and it looks great in black/white, but it would look great in any two color option and it doesn't have to be the whole quilt; you can learn the block and make as many or as few as you want, a candle mat, a table or bed runner, a table cover, a lap quilt or a bed quilt.)

You can... Be sure to show up to work on the committee you are on; the rest of us depend on you. CAMEO has two kinds of committees: Standing and Special. The Standing Committees are required to function to keep the guild operating smoothly. The Special Committees are extras and if not enough members sign up for them, they may be dropped. In your membership directory, read Article VII of the Bylaws for descriptions of each committee. You can be on more than one committee.

You can... Pick up a Haven bag/backpack kit or 2, or 3, or,? They are available at the Charity Table. Make the item then fill it for the children or Moms who have to spend the Holidays away from home. Stock up on suggested items at \$ stores and travel size items at the pharmacy to fill the bag/backpack with age and gender appropriate items. Due at the November meeting because the Haven distributes them before our Dec. meeting.

You can... Pick up your \$10.00 voucher if you didn't get it at the September meeting. It is a Thank You gift from CAMEO because of the success of our show in June. You can use it towards the cost of any one workshop during this guild year; just include it with your payment for the workshop of your choice. Pumpkins come in orange, white, blue and green. Your name is on one, you can pick it up at the sign-in table at the October meeting. Preregister for any workshop to insure your spot; see Linda Watkins.

You can... Preregister for the CAMEO Retreat that will be on April 29 - May 1, 2016. Cost is \$110.00. Reserve your place soon; spaces will be made available to non-members starting in January. Thursday night, April 28, is an option. Monthly payments may be made; see Pat Baldauf.

You can... Look through your stash for unfinished Charity kits signed out in a previous year. Please work on them to completion or return them as is so that the Charity Committee can account for them.


You can... do a lot!

Remember, a good CAMEO year is when we have Charity, Participation, Communication, and Documentation.

Research & Information

Creating Hawaiian-Inspired Quilts - *Nancy Bekofske*

Judith Sandstrom has adapted traditional Hawaiian appliqué to paper-cut designs manageable for quilters of all skill levels. The motifs are 'pure American' including butterflies, tulips, daffodils and bluebirds, Christmas Cactus, and Christmas themes. She offers a new technique for pattern transfer with step-by-step photographs. Innovations include incorporating more than one color in the appliqué and using several different design elements to make the appliqué. Patterns make wall to twin bed sized quilts. Several of the bed size patterns include pieced blocks. Sandstrom begins with an overview of traditional quilt making in Hawaii and photographs of the contemporary Hawaiian quilts that are her inspiration.



Mark Your Calendar

January 24 to April 10, 2016

From Heart to Hand: African American Quilts from the Montgomery Museum of Fine Arts

Flint Institute of Arts

<http://www.flintarts.org/exhibitions/upcoming/fromhearttohand.html>

From Heart to Hand surveys twentieth-century African American quilt artists from America's Southern States, restoring their identities and drawing in examples that range from abstract compositions to figurative works of cultural icons like Jackie Robinson. The exhibition of 30 quilts is divided into three thematic areas: Tradition: Patterns from the Past, Improvisation: Practical Inventions, and An Unconventional Canvas: The Quilts of Yvonne Wells. Quilting has been a part of American culture for centuries. This exhibition is organized by the Montgomery Museum of Fine Arts, Montgomery, Alabama.



Nora Ezell - (American, 1919-2007)

Active Mantua, Tuscaloosa County, Alabama

Star Puzzle, 2001

Cotton, cotton/ polyester blend

82 1/2 in. x 72 in. (209.55 cm x 182.88 cm)

Research & Information

The Half Square Triangle – Ann Bonelli

Quilters are always seeking to learn new things or new techniques or 'improvements' of established methods...and always to do them faster. Chain piecing everything? Take the very basic half square triangle which is used in so many traditional blocks, the square, hour glass, pinwheel, flying geese, stripes, herringbone, chevron, etc.

Here are a number of ways to make a 2 ½ " half square triangle. Two contrasting fabrics are used in each method..

One HST

If you are using up scraps, or every square must be different or you want to use your AccuQuilt; this is your method to consider.

- Cut 2 right angle triangles, each side 3 – 3 3/8" long (depending on your degree of accuracy). Layer, placing right sides together and sew ¼ seam along the diagonal. Open. Lightly press. Trim.

* June Tailor has a 'Perfect Half Square and Quarter Square Triangles Ruler'

Two HST

Cut 2 fabrics, each 3-3/8" square. Layer fabrics, right sides together, draw a diagonal line from corner to corner. Sew ¼" on each side of line. Cut on drawn diagonal line. Open, Lightly press, trim.

* TRIANGLE TIGER TAPE Instead of drawing the diagonal line use this reusable tape. It is ½ " wide and comes in a 30 yard roll. Sew along both outer edges of tape, remove tape and cut diagonally between stitching.

Three HST

Purchase Thangles paper templates. For 2½" half square triangles, cut strips of 2 fabrics, each 3" wide. Layer strips right sides together and pin Thangles to strips, keeping long edges aligned. Stitch on dotted lines. You can chain sew several strips. Cut on solid lines. Open, Lightly press. Remove paper.

Four HST

Cut 2 fabrics, each 4¼" square. Layer fabrics, right sides together. Stitch ¼" all the way around the perimeter of square, pivoting at each corner. Cut diagonally from corner to corner, keep the halves together and cut again on the other diagonal from corner to corner. Open, Lightly press. Edges are on the bias.

Eight HST

Cut 2 fabrics, each 5¾" square. Layer fabrics, right sides together. Draw two diagonal lines from corner to corner. Stitch ¼ " on either side of both drawn lines. Carefully cut apart without moving the stitched fabric square. Cut 1-Vertical cut through the center of drawn lines. Cut 2-Horizontal cut through the center of drawn lines, Cut 3 & 4- on drawn diagonal lines from corner to corner,

700 HST!!

TRIANGLES ON A ROLL. Comes in rolls of 700 and varying width depending on size of HST. For 2½" HST they come four across and as long as you want to make them. Cut 2 fabrics to width of roll, layer fabric and pin grid paper on top. Sew on all dashed lines, rotary cut on solid lines. Open, Lightly press. Remove paper.

Quilter's Calendar

October 16 - 10 a.m. to 5 p.m.

October 17 - 10 a.m. to 4 p.m.

A Festival of Quilts
Dearborn First United Methodist Church
22124 Garrison, at Mason & Howard Streets
Dearborn, MI
kkaroub@gmail.com or 313-274-0011

October 17

The St. David's Quilters Present
"A Sanctuary of Quilts" Quilt Exhibit
10 a.m. to 3 p.m.
St. David's Episcopal Church
16200 West 12 Mile Road
Southfield, MI 48076
248-557-5430 \$3 donation
Refreshments & Lunch available for purchase



October 17

Old Fashioned Quilting Bee Workshop Series
Whaley House, Flint, MI

October 22-25

Michigan Quilt Network Showcase
Ralph A. MacMullan Conference Center, Roscommon, MI

October 23-23

Friday - 9 a.m. to 5 p.m.
Saturday - 9 a.m. to 3 p.m.
Western Wayne County Quilting Guild Show
Wayne County Community College
9555 Haggerty Rd, Belleville, MI 48111
1 Mile North of I-94
Admission: \$5 - parking is free
Sherry A. Jones 734-729-9022
ormpquilting@gmail.com

October 28

Betty Ekern Suiter, lecture
Evening Star Quilters, Davison, MI

November 2

Macomb County Quilt Guild
Elsie Vredenburg- Pictorial Quilts
Trinity Lutheran Church
38900 Harper Ave, Clinton Twp

November 17

Anne Loveless, lecture
Quilt Guild of Metro Detroit,
Harper Woods, MI

*Remember to invite your quilting friends to
join CAMEO. We want to get our
membership up to 100 this year!*

CAMEO Quilters Guild General Membership Meeting September 17, 2015 - submitted by Rosemary Spatafora

The meeting took place at the Clawson United Methodist Church, 205 N. Main, Clawson, MI 48017

Called to order - 7:02 p.m.

President Sharon Johnsonbaugh welcomed everyone and read CAMEO's mission statement followed by the Pledge of Allegiance. She then introduced the executive board for the 2015/16 guild year.

Committee Manuals - Board liaisons have manuals and will get them to the chairs of the committees.

Minutes of the June meeting were approved, will be signed, dated and placed on file.

Treasurer's Report - Sheryl Cawley reported amounts in savings and checking accounts and in money market certificate. Report accepted, will be signed, dated and placed on file.

Quick Announcements

Lucy Lesperance introduced the Fantastic Find table where members can place things they no longer want and help themselves to items of interest to them. Everything is free on this table.

Charity Table - Sharon Cratsenburg reported there are Christmas gift bags available at the Charity table - they are to be returned at the November meeting. Other charity kits are also available at the table. Please return all projects from last year that are still out. Retreat & Eat - Sept. 19 - Willie Pfeiffer reported that there are still openings for this annual event. Monies collected go to the Charity Table. 2016 Retreat - dates are April 28 to May 1. Those who wish to come on April 28 (Thursday) will pay an extra \$16 - otherwise can arrive starting at 8 a.m. on Friday, April 29. Cost is \$110. \$10 deposit will hold your spot. Will open to guests starting February 1. Contact Willie Pfeiffer or Pat Baldauf with questions.

Scavenger Hunt took place. Winners were Sharon Cratsenburg & Dorothy Hendrick.

Break 7:45 p.m. Meeting resumed at 8 p.m.

Charity - Willie reported that 2/3 of members participated in Charity last year with over \$7000 worth of donations. Charity will plan a free day for members to work on some special projects. Date to be determined by the committee.

Willie recognized Margaret Smith for her charity work last year.

Audit Report - Linda Pankratz reported. Committee consisted of Linda, Sarah Leight and Cheryl Crawley. Recommendations for next year will be given to Barbara Vesselanek.

V.P. Facilitator - Linda Watkins reported. October is Monique Dillard lecture - "Designing Fabrics & Books: How It's Done"; workshop - Black Pearl (\$40 fee; \$8 pattern) - registration through Oct. 16.

November is Mary Clark - workshop - a new way of making hexies - cost \$15.

December is potluck.

Vouchers - All members are entitled to a \$10 voucher as a thank you for our successful quilt show. Voucher can be used for any workshop this year.

January - Barbie Brooks workshop is limited to 12 people - sign up soon.

V.P. Scheduling - Barb Lusk & Carol Fetsco are sharing this position. They have 3 speakers signed up so far - May, 2016 is Chris Moline (Featherweight Lady). Contact Barb or Carol with suggestions for speakers.

V.P. Membership - Cindy May - Currently 49 members (includes 2 associate members). Urged everyone to work to bring in new members. Recognized our 2 guests tonight.

Standing committees needing members - Archives, Fundraising, Property, Nominations & Elections; Special committees needing members - Block Exchange, Publicity

Announcements - Executive Board meeting is Sept. 24 at Rosemary Spatafora's home; Sept. 20 is deadline for agenda items for board meeting; Sept. 24 is newsletter deadline.

New Business

Barb Vesselanek moved to accept the Audit Report presented by Linda Pankratz; seconded by Barb Lusk; motion passed. Report will be placed on file.

Slip of the Keyboard; Show & Tell; Door Prize raffle. Meeting adjourned at 8:30 p.m.

CAMEO Quilters Guild Executive Board Meeting - September 24, 2015 - Minutes

submitted by Rosemary Spatafora, Recording Secretary

Meeting was held at Rosemary Spatafora's home. Called to order by President, Sharon Johnsonbaugh at 7:10 p.m.

Present: Sharon Johnsonbaugh, Linda Watkins, Carol Fetsco, Cindy May, Cheryl Cawley, Laurie Johnson, Rosemary Spatafora, Sybil Derderian, Jodie Schlicht, Kay Schepke, Karla Sutton

President: Sharon Johnsonbaugh

- Sharon distributed committee folders. Discussion about Audit Manual. Manual was updated in February, 2015. Cheryl Cawley has the updated manual.

- September Meeting Feedback - Positive feedback; Cindy commented on the great welcome given to our two guests; one guest said

(continued on next page)

she will be back.

- By-laws - NQA Association - our by-laws do not contain anything about the number of our members being members of NQA. Cindy will remove the reference to MQN and NQA from the membership application form but will keep the question about membership in AQS and other guilds/associations.
- Field Trips - Discussed the possibility of offering field trips or other activities besides meetings and workshops to our members. Sharon will work on developing an ad-hoc committee to investigate this.

VP Facilitator: Linda Watkins

Gave program and workshop updates. Will check Amazon for pricing on book required for Barbie Brooks's workshop.

Members are receiving their \$10 vouchers.

Committee manuals - needs Hearts & Hugs manual; everyone should make at least one heart for this.

Linda & Sharon will meet at the church to inventory our property.

Discussion about renting out our quilt racks, it was decided that our racks are too fragile to be rented out. Carol will work with Linda to determine which of our racks need to be replaced.

VP Program: Carol Fetsco/Barb Lusk

Chair position - Carol will write up a simplified description of what's involved in this position

Program updates - All contracts are out for 2016/17 except for months of March and April Oct. - Lynn Harris (Scrap Quilting/String Piecing); Nov. - Holiday themed Whistle Stop; Jan. - Lake Erie Mercantile (waiting for reply); Feb. - Frances Krupka; May - Chris Moline (Barb/Carol will poll members at Dec. meeting for what workshop they would like from Chris).

Liaison Report - Charity Day has 6 members; National Quilting Day has 6 members. Publicity - Carol will meet with Nancy Bekofske about this.

Quilting With Confidence - we have a free classroom at JoAnn's on John R in Madison Heights. 10 sessions are planned.

Barb Lusk is in touch with Willie Pfeiffer about the Retreat.

VP Membership: Cindy May

Update - 51 members (includes 2 associates); Cindy is working to update the committee assignments lists (Archives has no members;

Property - Linda Watkins will handle on her own; Fundraising - Linda Pankratz - needs more members. Sybil will work with Linda on the idea for a guild recipe book to sell. Nominations has 2 members, needs 1 more; Sit & Stitch - Cindy will put an article in the newsletter about starting an embroidery group. Hospitality is up and running.

Will get an updated membership email list out ASAP. Rosemary needs for October newsletter send-out.

- By-laws - Carol will send Cindy the final copy of the board approved preamble for the by-laws.

Archives - Linda & Sharon are scanning all photos and putting on thumb drives; photos will then be offered to CAMEO members at a meeting; after that will be discarded. Suggested that photos only be taken of workshop projects and the president's quilt presentations.

Recording Secretary - Rosemary Spatafora

- Minutes from Aug. board meeting approved, will be signed, dated & placed on file.

Rosemary will get a signed copy of the minutes to Sharon.

Liaison Report - Newsletter is going well; Slip of the Keyboard - no manual - Rosemary explained procedure to Theresa Nielsen;

Charity - up and running well.

Corresponding Secretary - Sybil Derderian

Birthday cards are going out; has thank you cards for speakers.

Library - Karla will arrange with Sandy Peiss to pick up the books before Sept. 30 (Carol & Cindy offered to help with this); Carol will house the books temporarily. Library committee will make a determination about the books; Marie Ware is off of this committee, one or two more members needed.

Treasurer: Cheryl Cawley

Will get signed report to Sharon.

Guild's financial holdings will be kept out of the newsletter but are available to all members upon request.

Board reviewed Proposed Budget. Sharon will make changes and will have for the October meeting.

Assistant Treasurer - Laurie Johnson

Liaison reports - Door Prizes, Presidents Quilt and Challenge committees have members, 2015/16 Challenge will be announced at the October meeting. Webpage is being maintained by Janeen Sharpe and Facebook by Melissa Smith.

Member at Large:

Karla Sutton - no report.

Jodie Schlicht - reviewed Emergency Fan Out Procedures; Sharon will send out to all members. Reported on Audit and Research and Information committees.

Kay Schepke - Will contact members of Charity Day committee to determine a chair. Is working with Hospitality committee. Would like to see Archives simplified.

Meeting adjourned at 9:55 p.m. Next meeting Thursday, October 22; 7 p.m. at Carol Fetsco's home

2015 – 2016 CAMEO QUILT GUILD WORKSHOP REGISTRATION FORM

Your space in the workshop will be confirmed by email when we receive you check and registration form, and if space is available. Workshop fee(s) are required at the time of registration. When the fee is paid, a Materials List will be given to the participant. If the participant must withdraw from the workshop, a refund will be given with a minimum of 14 days prior to the workshop date only.

Please Check Your Selection	Instructor	Date	Title	Member Fee	Non-member Fee
	Monique Dillard	Sat. 10/17/15	Black Pearl	\$40	\$50
	Mary Clark	Sat. 11/21/15	Hexies - A New Way	\$15	\$25
	Barbie Brooks	Sat. 1/23/16	Creative Bag*	\$25	\$35
	Joe Cunningham	Sat. 4/23/16	Rock the Block, Block Style	\$50	\$60
	Sue Perin	Sat. 5/21/16	Paint Your Own Barn Quilt	\$40	\$50

***Requires purchase of kit from instructor.**

Please check the workshop(s) you would like to attend. If you are signing for more than one workshop, **please write separate checks** for each workshop.

Name	
Address	
City/State/ Zip	
Home Phone/Cell Phone	
Email Address	
CAMEO Member Yes / No	

Mail or give to: Linda Watkins 2638 Parasol Dr. Troy, MI 48083 watkinlt@gmail.com
248-689-1379

For Guild Use Only:

Date Rec'd _____ Amt Rec'd \$ _____ Check # _____ Cash \$ _____
Voucher _____