

The Silhouette

November, 2016 Newsletter of CAMEO Quilters Guild Vol. 23 No. 4



CAMEO Quilters
2016-2017
Executive Board

PRESIDENT
Cindy May

president@cameoquilters.org

VP FACILITATOR
Barbara Lusk

vp-facilitator@cameoquilters.org

VP SCHEDULING
Sharon Cratsenburg
vp-scheduler@cameoquilters.org

VP MEMBERSHIP
Shannon Boardman
vp-membership@cameoquilters.org

RECORDING SECRETARY
Rosemary Spatafora
secretary@cameoquilters.org

CORRESPONDING SECRETARY
Sybil Derderian
corresponding-secretary@cameoquilters.org

TREASURER
Cheryl Cawley

treasurer@cameoquilters.org

ASSISTANT TREASURER
Pat Baldauf
asst-treasurer@cameoquilters.org

MEMBERS AT LARGE
Lucy Lesperance
Janet Nelson
Linda Watkins
member-at-large@cameoquilters.org

NEWSLETTER EDITOR
Laurie Johnson
newsletter@cameoquilters.org

EDITOR EMERITA
Rosemary Spatafora


**Deadline for the
December issue is
November 28.**

ALL ABOARD! HOLIDAY WHISTLESTOP

Make Handmade, Last Minute Gifts for the Holidays!

4 Demos on Thursday, November 17 • 7:00 p.m.

OPEN SEW - Saturday, November 19



A Message from the President Cindy May

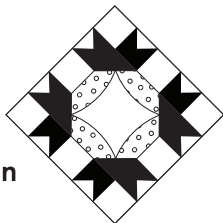
By the time CAMEO members gather to meet in November, the 2016 presidential election will be over! And thankfully so, in my opinion. You will either be grateful your candidate won, or disappointed if not. **Either way, we will move on. No debate. No soapbox. No argument. And NO "I told you so!" We will adjust and try to get back to our pre-politicking normalcy. And I know that quilting will help us do that, right?**

The only resemblance CAMEO will have this November to crowd-crunching and handshaking is an activity that politicians used in days gone by when they tried to reach as many folks in as quick a timeframe as possible: a "Whistlestop"! I am looking forward to it because it will be neither Republican or Democratic. It will be practical, useful, fun and lighthearted (which is more than I can say of our presidential candidates). The theme will connect with the techniques of our recent speaker, Lynn Harris, and our current Challenge of "stringing along and tying on." And as an added bonus, we have secured the church for Saturday, also as a hands-on continuation sew-in. Many of the ideas you will glean during the Whistlestop are easily applicable for holiday gift giving. We are providing you the time and space to get a jump on some holiday sewing and sharing. Bring your machine Saturday, November 19 and a sandwich size bag of festive holiday fabric scraps and strings to share, and you will be good to go. Hope you can join us!

And before I forget to mention, the By-Law Revision Committee culminated their efforts. A Parliamentarian and the Board have looked over the final recommendations that were made. At the end of this November meeting, you will be given a personal copy to take home to digest. You will need your personal time to compare it to the original version you received in your directory. You will have a month to take it all in. And then in December, which is one of our business meetings for the year, we will vote on the proposed set of By-Laws. Once the tallies are counted, you will either be grateful your vote was part of the majority, or disappointed if it was not. **Either way, we will move on. No debate. No soapbox. No argument. And NO "I told you so!" We will adjust and try to get back to our pre-politicking normalcy. And I know that quilting will help us do that, right?**

Membership

Shannon Boardman
VP, Membership



WELCOME NEW MEMBERS:

Cheryl Southern
Henya Rachmiel

We are up to 53 members! Several people renewed at October's meeting - welcome back to you all. We also have two brand new members. 16 visitors attended October's meeting - good work, folks, at getting the word out about CAMEO. Keep inviting people to *Come and Meet Each Other*.

If you did not get a chance to pick up your directory at the October meeting, it will be available at November's meeting. Please be sure to sign the list so I know you picked it up. See you in November. Till then, happy stitching!



Happy Birthday to:

Jodie S. - Nov. 6
Carol F. - Nov. 13

Website

Janeen Sharpe & Laurie Johnson

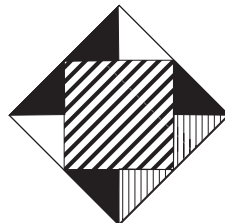
We now have October's Mystery Quilt Clue #1 available for download on the website. Clues will be added sequentially after they are introduced each month.

Need a form? You can find those under the "Forms" tab.

Thanks to **Henya Rachmiel** for taking the great photos of October's lecture and workshop. Check out the "Show & Tell" tab!

Hospitality

Theresa Nielsen



Thank you to all who brought treats for the October meeting. We had a very nice spread. It was appreciated. The signup sheet for the December potluck was going around at the meeting. If you missed it, I will have it at the November meeting.

Members with November birthdays will bring snacks for the November meeting. Any member with a summer birthday is welcome to bring snacks, if you have not done so. We have only 2 birthdays this month!



This year's date for the CAMEO retreat is **Friday, April 28 - Sunday, April 30, 2017** at The Lions Club - Bear Lake Camp. The cost is \$110 for members and \$120 for nonmembers. We again have the opportunity to stay on Thursday, April 27 for an extra \$16.00. Registration forms are available on the website, in this newsletter and at the meeting. If you wish to make partial payments, you can do so by seeing Pat Baldauf.

The retreat is open to non-members, so invite a friend. If you have any questions please contact Sharon Cratsenburg. This will be a great chance to finish last minute items for our quilt show in June.

Sharon Cratsenburg

A retreat registration form is on our website and in the back of this issue.

Watch Out for the Slip of the Keyboard!

It's back... and you never know where it will strike!

The Silhouette is a source of important information for our guild members. To encourage members to read the entire newsletter, the Editor gets to have a little fun and bury a silly statement somewhere in each newsletter. Members who find the "Slip of the Keyboard" will write it on a slip of paper at each monthly meeting and be entered into a drawing for a fabulous quilting prize! So, if you come across something that's not quite right, doesn't make sense or just doesn't fit - you've found it! Good luck and happy hunting!

Hearts & Hugs

Carol Fetsco & Jodie Schlicht

Update; one heart was sent to **Sandy Peiss**, illness.

Members are encouraged to send cards, too.

Jodie Schlicht and Carol Fetsco are on the Hearts and Hugs Committee this year. To fulfill our commitment to the committee, we need heart blocks, pieced or appliqued, no larger than 12-½ inches. If you have any or plan to make one or two, please bring them to the next CAMEO meeting and give them to Jodie or to Carol. Also, if you need a pattern to follow, just ask, we have some.

Hearts and Hugs can't do its job unless you tell us of any member who could use a bit of cheer and a note from CAMEO. Please pass along such information to either of us as soon as you learn of it.

Note:

Clawson United Methodist Church
(our meeting site)
has requested that we not
enter the church prior to
6pm on meeting nights.
Thanks for your cooperation.

Programs & Workshops

Barbara Lusk
VP, Facilitator



JANUARY SULKY WORKSHOPS:

Friday, Jan. 20, 9am-1pm: The Magic of Free-Motion

Learn how easy and fun it is to use all of those glamorous Sulky threads you see on award-winning quilts. Your projects can be just as dazzling and exciting as the "experts"! Your Sulky National Educator will demonstrate various free-motion techniques using all of the threads provided in the kit. Also included will be handwork options and Sulky SolvyTurned Appliqué.

Each kit contains:

- 8 spools of Sulky Decorative Thread
- 4 Sulky Stabilizers
- Fabric
- Batting
- A 14/90 Metallic Needle

Kit: \$25 plus Workshop cost: \$25 member



Friday, Jan. 20, 2-6pm: "Whatever" Corded Build-a-Box

Students will create this adorable "build-a-box" home-dec project that can be used for various things. The smaller version can be made to fit one of the plastic food storage square bowls. The techniques learned can be adapted to make the larger version which fits a roll of bath tissue. Members will leave wanting to make several to match the Bird House Tissue Box. The techniques learned will inspire them to make all kinds of fun, corded home-dec projects like picture frames, mouse pads, trivets, coasters, placemats, bowls, boxes and more... even purses!

Kit: \$15.25 plus

Workshop cost: \$25 member



2016-17 Programs & Workshops 2016

Nov. 17 Holiday Whistle Stop & **Nov. 19** Open Sew

Dec. 15 Holiday Pot Luck & Business Meeting

2017

Jan. 19 Sulky Seminar: *Thread Jazz Lecture*

Jan. 20 Sulky Workshop #1: *Magic of Free Motion*

Jan. 20 Sulky Workshop #2: *Corded Build a Box*

Feb. 16 Frances Krupka: *Jackets & Bags Lecture*

Feb. 17 Frances Krupka: *Jackets & Bags Workshop*

Feb. 18 Charity Day Open Sew

Mar. 16 Lake Erie Mercantile Trunk Show

Mar. 18 National Quilting Day Open Sew

Apr. 20 Beth Markel Lecture/Trunk Show

May 18 Chris Moline Lecture: *200 Years of Quilts*

May 19 Chris Moline Workshop: *Two Block Two-Step*

May 20 Chris Moline: Two half-day Workshops:

Round the Bend (curved piecing)

Featherweight Care & Maintenance

June 2-3 Cameo Quilters Guild Quilt Show

June 16 Annual Meeting & Election

Quilter's Calendar

Nov. 3, 7pm

Oakland County Quilt Guild

Karen Turkes, Windberry Studio

"Transforming Fabric"

www.OaklandCountyQuiltGuild.com

First Congregational Church, 1315 N. Pine St., Rochester



Nov. 7

Macomb County Quilt Guild

Nancy Kloster, Lecture: Judy Niemeyer Quilts

Trinity Lutheran Church, 38900 Harper Ave., Clinton Twp.

Nov. 10, 7pm

Great Lakes Heritage Quilt Guild

Carol Taylor Lecture: So Many Quilts, So Little Time

www.glhq.org • www.facebook.com/GLQuilters

Birmingham Unitarian Church, 38651 Woodward Ave.,

Bloomfield Hills

Nov. 15, 7pm

Quilt Guild of Metro Detroit

Wendy Butler Berns, Lecture:

"I've been bitten by the bug, quilting bug, that is".

<http://www.wendybutlerberns.com>

Redeemer United Methodist Church

20633 Vernier Rd, Harper Woods

Nov. 16 - Wendy Butler Berns, Workshop

"Captivating Coneflower". www.qgmd.org

Harper Woods, MI

Nov. 19, 9:15am

Greater Ann Arbor Quilt Guild

California artist **Shari Lynn Wood**

"Improvise! Creating, Quilting, & Living Courageously"

www.gaaqg.com

The Morris Lawrence Building

Washtenaw County Community College Campus

4800 E. Huron River Dr., Ann Arbor

Nov. 28, 7pm

Jackson Quilt Guild

"Sister's Choice: A Musical Trunk Show"

Anne Marie & Delphine from Delphine's Quilt Shop

www.JacksonQuiltGuild.blogspot.com

Jackson, MI

blusk5510@gmail.com

248-288-1142

*Granny
Lady Quilts*

"Put Memories in a Quilt"

Barbara Lusk

Digital long arm quilting

Custom designed quilts

2016-17 Challenge Quilt: String Along with Scraps

Get your scraps, snips and bits together & join them into a "String Along with Scraps Quilt" inspired by the presentation of Lynn Harris. Let your scrappy strings loose and run wild!

All Entries MUST:

- Be 30" or larger
- Be made specifically for THIS Challenge
- Totally finished by the May meeting, including binding

Quilts can be:

- Any color, scheme or block shape
 - Done "Quilt As You Go"
 - Selvedge strips
 - Any width of strips but NOT jelly Rolls (NO packaged pre-cuts)
- String Along with a friend! Double your scraps for a brighter look!

****STRING EXCHANGE****

Strings available on the *Fabulous Finds* table for use by any member.
Lucy Lesperance & Sybil Derderian



Fabulous Finds

Our thanks to **Carol Gilbert** and **Pat Baldauf** for bringing in Christmas colors, red and green, treasures from **Peggy Grunow**. A hippo's sweat turns red when it is upset. We can't wait to see what color comes in next.

And there's always room for more, so don't hesitate to donate your treasures as well.

There will be special basket for strips for all our Challenge scrap string-alongers.

Lucy Lesperance

Mennonite Friendship Bread

submitted by **Cindy May** from Facebook

Batter:

- 1 C butter softened
- 2 C. sugar
- 2 eggs
- 2 C. buttermilk
- 4 C. flour
- 2 teas. Baking soda

Cinnamon/sugar mixture:

- 2/3 C. sugar
- 2 teas. Cinnamon


Instructions:

Cream butter, sugar, eggs.
 Add milk, flour, baking soda.
 Put 1/4 of batter into each of two greased and floured loaf pans.
 Sprinkle with half of cinnamon sugar mix.
 Repeat with remaining batter and sugar.
 Swirl with knife.

Optional:

Thinly slice a peeled and cored baking apple. Layer on top of batter and sprinkle with sugar mix.

Bake 45-50 min in 350 degree oven.



Pat Blair's Spicy Pumpkin Bread

submitted by **Barb Lusk**

- 4 eggs
- 1 teaspoon salt
- 2 cups sugar
- 2 teaspoons baking powder
- 3 cups all-purpose flour
- 1 teaspoon cinnamon
- 1 teaspoon nutmeg
- 1 teaspoon ground cloves
- 1 1/4 cups cooking oil
- 1 16 oz. can solid pack pumpkin
- 1/2 cup nuts [optional]
- 1 cup seedless raisins [optional]

In large mixing bowl beat eggs until light and fluffy. Add sugar, cooking oil and pumpkin; mix well. Sift together flour, baking powder, soda, salt, cinnamon, nutmeg and cloves. Add flour mixture to pumpkin mixture, a little at a time, and stir until thoroughly blended. Fold in raisins and nuts. Pour batter into 2 greased and floured 9x5x3-inch loaf pans, dividing the batter evenly between the two.

Bake in a 350° F oven for 1 hour and 5 minutes or until tester comes out free of batter. Cool in pans for 5 minutes. Turn out onto racks to cool. Wrap and store. Makes 2 loaves.

Recipe from: Nancy, Lon, Addy and Mary Pearl Henderson
 Sunset Hill House - Sugar Hill, New Hampshire
50 Years of Cookbook Recipes
 Harman's Cheese and Country Store
 1955 - 2005 Sugar Hill, New Hampshire

Maggie's

TOP STITCH

Quilting



Custom Machine Quilting

Memory Quilts

Custom T-Shirt Quilts

Memory Patches

Pillows

Bears

248-543-5881

MaggiesTopStitchQuilting.com
 QuiltsbyMaggieSmith.etsy.com

ITEMS FOR SALE FROM PEGGY GRUNOW'S ESTATE

Hello CAMEO Quilters,

Following is a list of **Peggy Grunow's** quilting supplies that Pat and I would like to sell. If you are interested in any of these things, please contact me (248-549-5634) or see one of us at the November meeting. Some of these items are in the original packaging and never used. All are half price from retail cost.

Carole Gilbert

Jenome Gem Gold Sewing machine with case.....	\$125.00
Jenome Gem Platinum Sewing machine with case.....	\$300.00
Eliso Iron.....	\$50.00
Wooden thread cabinet.....	\$20.00
Applique Piecing Iron.....	\$5.00
Light box.....	\$10.00
Wooden Quilt Hanging bar – 36".....	\$20.00
Wooden Heart & Ribbon Quilt Hanger.....	\$20.00
Quilting frame 11" x 11".....	\$5.00
Quilting frame 10" x 10".....	\$5.00
Quilting hoops (pkg) 15" and 12".....	\$10.00
PVC Floor quilting frame.....	\$25.00
Ott Lite.....	\$25.00
Two Ruler Covers 12" square up.....	each \$2.00
One 3" X 12" Ruler cover.....	\$1.00
Omnigrd foldaway portable cutting and pressing station.....	\$18.00
Cushioned Quilter's Square and Blocker.....	\$10.00
Welcome to My Garden Quilt kit [JoAnn's] w/ setting kit & fabric.....	\$30.00

Research & Information

Batiks!

Batiks! We love them and they come in a wide variety of prints but what do you do if you just can't find the perfect batik for your project? Why, make your own of course. And, according to <http://elementaryartfun.blogspot.com> you can make your very own batik using crayons. Yes, good old crayons!

You will need the following materials:

Empty glass baby food jars
Crayons with the paper peeled off [the site recommends Crayola crayons as the best to use for this project]
Electric fry pan Water Masking tape
Paintbrushes Muslin Rubber gloves
Cardboard Drawing paper Dry iron
Pencils Black marker Wooden spoon
Rit dye (or other fabric dye that can be used in cool water)
Container large enough to submerge your fabric.

1. Draw your design on the drawing paper with the pencil. A simple design without a lot of detail is best. Outline your design with the black marker. Tape your design to the cardboard. Place the muslin over the design and tape it securely. Make sure that you can see your drawn design through the muslin.
2. Drop each color of the peeled crayons into the baby food jars using a separate jar for each color. Place the jars in the electric fry pan and fill the pan about $\frac{3}{4}$ full of water. Turn on the fry pan and melt the crayons. This is your "paint".
3. Once the crayons are completely melted, use the paintbrushes and melted crayons to paint your design. Do not layer your colors. Whatever color hits the fabric first will be the final color of that part of the design. Make sure the entire surface of the muslin is covered. When the wax on the muslin is solid again, crumble up the muslin to create crackles in the wax on the surface. Only crumple it once. Place the muslin in the container of dye and let sit for 5 to 10 minutes. Remove, rinse if desired (optional) and let dry flat.
4. Finally, place the muslin on a piece of white paper and then between four or five sheets of newspaper. Press with the iron. You may need to change the paper and newspaper several times. Continue pressing until all of the wax is removed.

The site did not say anything about washing instructions or how colorfast the project may be. If anyone tries this project (it's on my list of things to do), please report back on that part of the process.

Happy batiking!

submitted by Shannon Boardman



**Thoughtful
Long-arm Quilting**
All-over & Custom Quilting
Custom T-Shirt Memory Quilts
RUTHQUILTS.COM
EMAIL RUTHMCCORMICK572@GMAIL.COM
248.736.3200 Rochester Hills, Michigan

Charity

Sharon Cratsenburg

The charity committee would like to apologize for not having bags on the charity table in October to fill for Haven. If you would like to fill a bag, here are a couple things you can do:

1. Make a bag from your stash.
2. Bring what you would fill in a bag to the November meeting in a paper bag and mark "boy" or "girl." We will put it into a backpack that is in the storage closet.

Any donation is greatly appreciated. Thank you to the member who reminded me of this omission.

Vista Maria to Benefit from CAMEO's Generosity

Rosemary Spatafora

Vista Maria (www.vistamaria.org) is one of the charities that CAMEO has chosen to support this year. Located in Dearborn Heights, Vista Maria has been in existence since 1883 with a mission to deliver innovative care, support, treatment and education to vulnerable youth so that they heal, believe in their worth, and build the skills needed to succeed.

One of the many services Vista Maria offers is the Shepherd Hall Transitional Living Program. This program provides a living facility for girls, ages 12 to 24. The facility can house up to 128 girls who live on campus for anywhere from 6 months to a year. These are girls who have been abused, neglected and or abandoned and some are victims of human trafficking. (The average age of a human trafficking victim is 12 to 14 years old.)

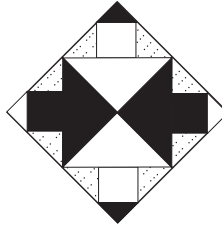
I have been in touch with a representative from Vista Maria and they would love to receive quilts from CAMEO. The requested size is for large twin beds (size of quilt approximately 63"x 87"). The girls like all colors.

I am always amazed at the beautiful quilts our members produce for Charity and hope that CAMEO members will keep the girls of Vista Maria in mind this year when planning their Charity quilts. Thank you so much!

Your Help Is Help Needed

Mary Freeman, a local resident who works in Troy and a non-quilter, recently contacted our CAMEO website. She is looking for a quilter who can take on the task of completing the piecing and quilting of an unfinished top left to her by a family member who recently passed away. We all know the value of family history and cherished quilted items. She gave CAMEO permission to put this note in the newsletter with her email contact info if anyone can help her out.

You can email Mary Freeman at MFreeman@dickinsonwright.com to find out more details.



Quilt Show Raffle Tickets

Sharon Johnsonbaugh



Raffle Quilt tickets were distributed at the October CAMEO Meeting. Each member is required to sell 20 tickets. If you were unable to attend, have just renewed your membership, or joined CAMEO last month (*welcome!*), I will have your tickets at the November meeting.

If you are unable to attend the November meeting, no problem, I will contact you so that I can get you your tickets just in time to sell to family and friends over the holidays. If you have any questions or have already sold your tickets and want more (*yeah!*), please contact me.

Quilt Show Silent Auction

Laurie Johnson & Linda Watkins

Due to popular demand, the Silent Auction is back on!

We are soliciting your mini quilts for bidding at the Silent Auction. The maximum size of an entry has increased in order to give you more flexibility in size and shape.

MINIMUM: 12" per side or 48" all around the perimeter/circumference.

MAXIMUM: 36" per side or 144" all around the perimeter/circumference

SHAPE: Any shape you like! Think: placemats, table runners, circles, triangles...

How about making two challenge quilts - one to keep and one to auction? Or, if there is a block or technique you always wanted to try, just make fewer blocks - a "thumbnail sketch." Then you won't invest a lot of time and can move on to other projects.

We thank you in advance for your generosity. More info will come as we get closer to the Quilt Show.



**CAMEO Quilters Guild
General Membership Meeting
October 20, 2016**

Called to order by **President Cindy May** at 7:03 P.M.

Cindy led the Pledge of Allegiance, welcomed all in attendance, explained the meaning of CAMEO, and read the guild's mission statement.

Barb Lusk, Facilitator VP, introduced the guest speaker for the evening, **Lynn Harris**.

At 8:00 the program ended and there was a Hospitality break until 8:24 when the Business portion of the meeting began.

Minutes of the September General membership Meeting were approved; they will be signed, dated, and placed on file.

Cindy May, President - commended **Rosemary Spatafora** for curating the guild's quilt display during September's Flint Festival of Quilts and thanked members who donated quilts for it

Announced and thanked **Theresa Nielsen** for stepping up to chair the Hospitality Committee.

Described the "field trips" that were organized during the previous guild year and asked for a show of hands as to how many would be interested if additional ones were planned for this year; the results indicated that the Executive Board would begin to look for a member to begin the coordination of some such day trips.

Listed some ideas for what charities CAMEO would support this year; included were: Haven Christmas bag, Vista Maria, Miracle Quilts, Clawson United Methodist Church Layette items, Henry Ford Hospital baby grieving envelopes, Alzheimer's Fidget quilts, pillow case dresses. A show of hands was requested to approve the list. The results indicated support. The list will be given to the Charity Committee to adopt the suggestions that can be managed and implement them.

Barb Lusk, Facilitator VP - Announced that one space was available for the Saturday workshop with Lynn Harris; described that the Whistle Stop for November's General Meeting will have a holiday theme featuring quick, last minute projects that can be done in time for gifts; outlined the meeting/workshop programs as printed in the directory and in the monthly newsletter.

Sharon Cratsenburg, Scheduling VP - announced that Karen Coombs is scheduled for April, 2018 and that she is securing other speakers, ideas /suggestions to her are welcomed.

Shannon Boardman, Membership VP - announced that there were 53 members in the guild with two new members tonight and there were 15 guests tonight.

Cheryl Cawley, Treasurer - Financial Report; YTD guild expenses at \$2,880, YTD guild deposits at \$2,125.27; YTD Show expenses at \$655.66 Report was accepted and will be signed, dated, and placed on file.

Sharon Cratsenburg- Retreat Report - It will be April 28-30; \$110 member cost, \$120 non-member, \$16 extra charge for a Thursday arrival; applications now available in newsletter; payment plan available, contact Pat Baldauf.

Sybil Derderian regarding the guild Challenge for this year: The theme is "String along with Scraps"; make a quilt of any size using the string piecing technique; entry must be competed and turned in at the May meeting. Lucy Lesperance showed a sample of an item made using the string piecing technique. More details will be in the newsletter.

Tina Rink regarding the Mystery Quilt: it started tonight. Sign-up sheet at the back of the room along with the first "clue" to the mystery and supply list. Check the newsletter for additional information.

Linda Watkins regarding the CAMEO Quilt show: Dates are Thursday, June 1 for set up day, Friday and Saturday, June 2 & 3 for the show. Mark your calendar. Raffle tickets are available starting tonight and will be available as you need more. Registration for show entries begins next month. Lynda Draudt will be handling ad sales for the show catalog. There will be a Silent Auction during the show and guidelines, including size minimums and maximums, are available tonight and will be in the newsletter.

Announcements, Door Prize winners, and Show and Tell followed: Theresa Nielsen showed a wall-hanging she and her Tuesday Sit and Stitch group made to honor breast cancer survivors. Theresa asked for the breast cancer survivors in attendance to step up and sign their names on slips of paper. The six slips were closed into a box and shaken; one slip was drawn and the name announced as the winner of the quilt. The winner was Carol Fetsco.

The Lynn Harris workshop, "Every Last Piece" will start at 8:30 on Saturday, remember to bring a lunch.

The Executive Board Meeting will be at the home of Sharon Cratsenburg on Thursday, November 3 at 7 PM.

Meeting adjourned at 9:15 pm.

Submitted by,

Carol Fetsco, substituting for Rosemary Spatafora, CAMEO Recording Secretary

CAMEO Quilters Guild Executive Board Meeting - October 27, 2016 - Minutes submitted by Rosemary Spatafora, Recording Secretary

Meeting was held at Sharon Cratsenburg's home.

Called to order by President Cindy May at 7:11 p.m.

Present: Cindy May, Rosemary Spatafora, Linda Watkins, Barb Lusk, Pat Baldauf, Shannon Boardman, Sharon Cratsenburg, Janet Nelson

Minutes from September 22 Board meeting approved. Signed, dated & placed on file.

President: Cindy May - Asked for committee updates.

Membership: Shannon Boardman - Currently 53 members. Shannon will re-send her previous email listing the newest members. She will send the info in a different format so that the information is clearer.

Sharon Cratsenburg - reported that the Door Prize committee made \$49 in September. The committee has many items from Peggy Grunow that will be included in the Door Prize drawings. Cindy would also like to see some purchased items added to the Door Prize table - in addition to Peggy's items. Sharon will let the Door Prize committee know that it is okay to have more than one prize at the Second Chance drawing in June.

Charity - Sharon sent out an email to the membership regarding the HAVEN bags.

Rosemary Spatafora - Some guild members have requested that the Slip of the Keyboard be put back into the newsletter. Sharon Cratsenburg moved that the newsletter bring back the Slip of the Keyboard. Linda Watkins seconded. Motion passed. Rosemary will notify the newsletter editor about this decision and will request that there be an explanation of Slip of the Keyboard in each newsletter edition. This will be helpful to new members who join throughout the year. Barb Veselenak has volunteered to handle getting the monthly prizes. Cindy will contact Barb about the prizes.

Linda Watkins - Hearts & Hugs discussion. Linda will advise Carol Fetsco to continue with past practice regarding Hearts & Hugs. Carol is welcome to include an item in the newsletter reporting how many Hearts & Hugs were sent out but to omit any names of recipients. This is to protect peoples' privacy. Members are encouraged to send cards to other members as well as advising the Hearts & Hugs committee when a member could use a Heart & Hug mailing.

Mystery Quilts - Tina Rink will include the Mystery Quilt installments in the newsletter and at the website.

Challenge - Info about the Challenge was distributed at the October meeting and will be included in the November newsletter.

Quilt Show Auction - Laurie will include an article in the newsletter about this.

Barb Lusk - The Website/Facebook committee requested policy from the board about linking to blogs or other websites. Barb Lusk moved that websites links on the CAMEO website are permitted to those who purchase an ad in the newsletter. Links will remain active for the length of the ad. Linda Watkins seconded. Motion passed.

Other suggestions: This should be extended to current speakers for the guild year. Members who have blogs can post their URL links on the CAMEO Facebook page. Barb will contact committee about this.

Barb reported that the Lynn Harris program was a great success with 16 guests at the meeting and a full workshop. She will get the guests' email addresses to Shannon for follow up.

November program - Holiday Whistle Stop - guest fee = \$5.

Barb requested and was given a key to the P.O. box.

Barb emailed members the supply list for the Frances Krupka jacket workshop.

Audit Committee Manual - Cindy and Barb will work on amendments to the committee manual.

Laptop for CAMEO Treasurer - Pat Baldauf will look into the price of a laptop for the treasurer.

CAMEO Stamps - Cindy has ordered 3 additional stamps.

By-Laws - Cindy distributed copies of the revised by-laws to Board members and asked that everyone look them over and get back to her with any suggestions or concerns in the next 10 days. The by-laws have been reviewed by a Parliamentarian. Paper copies of the by-laws will be distributed to the membership at the end of the November meeting. Only paper copies of the by-laws will be available. Voting by paper ballot will take place in December. Linda W. will make the ballots.

Cindy will put a notice in the November newsletter about the by-laws distribution.

Fabric Exchange - Cheryl Cawley volunteered to organize this.

Committee Liaisons - Cindy requested that liaisons make sure their committees have met. Cindy requested a text number contact list of members for emergency fan-out.

Peggy Grunow items - Pat Baldauf will put an article in the November newsletter containing a list of items to sell from Peggy's estate.

Charity - Sharon C. reported that Linda Wallace has volunteered to co-chair Charity. Committee will meet to decide which charities CAMEO will support.

Program Facilitator update - Sharon reported on some speakers that she is looking into.

Newsletter Deadline - October 31 to Laurie Johnson.

Meeting adjourned at 9:19 p.m.

Next meeting - Tuesday, November 22 - 7 p.m. at Cindy May's home. (Linda Watkins will host.)

Mystery Quilt Fabric List

Your project may be as small as 4 blocks with side borders to make a **placemat**;
36 blocks with 2 borders to make a **square quilt** or
48 blocks with 2 borders to make a rectangular **throw**.



The Mediums and Darks should appear as a solid from a distance, should contain a large variety of different fabrics, and should not be a directional design.

Supplies	Placement 12" x 16"	Square Quilt: 50"	Throw: 50" x 62"
Mediums	16 scraps @ 1 1/2" x 12"	1 1/2 yards (generous)	2 yards (generous)
Darks	16 scraps @ 1 1/2" x 12"	1 1/2 yards (generous)	2 yards (generous)
Light	1/3 yard	1 1/4 yards	1 3/4 yards
Inner Border	1" x 26"	*3/8 yards	*1/2 yard
*If you do not like to piece borders:		4 strips @ 2 1/2" x 42"	2 lengthwise strips @ 2 1/2" x 50" & 2 lengthwise strips @ 2 1/2" x 62"
Darker than Other Border AND looks like a solid from a distance			
Outer Border	2" x 26"	*1 yard	*1 3/8 yard
*If you do not like to piece borders:		4 lengthwise strips @ 5" x 56"	4 lengthwise strips @ 5" x 68"
Lighter than Inner Border AND has a definite design. Suggestion: medium size to larger size print or batik			
Backing	14" x 18"	54" x 54" OR 3 yards for 42" wide fabric	54" x 66" OR 3 3/4 yards for 42" fabric
Binding:			
Straight Binding	2 strips @ 2 1/2"	5 strips @ 2 1/2"	6 strips @ 2 1/2"
Bias Binding	1/4 yard	1/2 yard	5/8 yard

When choosing your fabrics:

- Successful quilts will have a large number of different Darks and Mediums.
- The Light fabric can be the same one throughout the quilt, or may also be a variety of light fabrics of one color with the same value. Examples: cream, "baby quilt" pale color, muslin.
- Use the Outer Border to select all of the Darks and Mediums that will be used for piecing the Blocks. Select a fabric with a print or design that is classified as medium or large in size. Examples: large floral, animals, holiday themes. The square Quilt and Throw border will be cut 5" wide.
- The Inner Border should be darker than the Outer Border, non-directional, and look like a solid from a distance. Its purpose is to stop the eye movement from block to border, so it should look like the fabric in the Blocks, but not to be used in the Blocks.



2016-17 MySTery QUILt

Clue 1 (from October meeting)

Choose your mystery adventure: a placemat, a square quilt or a throw.

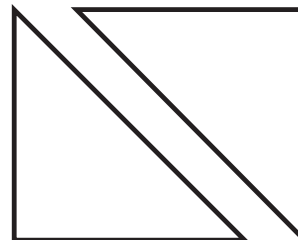


BLOCK A: From your **light** background fabric, cut:

PLACEMAT: Cut two 3 inch squares per placemat.

SQUARE QUILT: Cut two strips at 3" x 42". Then subcut into eighteen 3" squares.

THROW: Cut two strips at 3" x 42". Then subcut into twenty-four 3" squares.

FOR ALL THREE PROJECTS: Cut diagonally from one corner to its opposite corner to make half square triangles.



REMINDER: Reserve extra background fabric for next month's clues.

From your **light** background fabric, cut:

PLACEMAT: Cut eight 2-1/2" squares per placemat

SQUARE QUILT: Cut five strips at 2-1/2" x 42"; then subcut seventy-two 2-1/2" squares.

THROW: Cut six strips at 2-1/2" x 42"; then subcut ninety-six 2-1/2" squares

REMINDER: Reserve extra background fabric for next month's clues.

From each of your **Mediums** and **Darks**, cut several strips/scrap from each fabric measuring 1-1/2" wide. Subcut to make rectangles at 1-1/2" x 5" and 1-1/2" x 7"

PLACEMAT: Cut four medium and four dark at 5" & cut four medium and four dark at 7" per placemat.

SQUARE QUILT: Cut 36 medium and 36 dark at 5" & cut 36 medium and 36 dark at 7"

THROW: Cut 48 medium and 48 dark at 5" & cut 48 medium and 48 dark at 7"

REMINDER: Reserve extra medium and dark fabric strips for next month's clues.

**CAMEO Quilters Guild Retreat Registration
Lions Bear Lake Camp
April 28-30, 2017**

Registration No. _____

- Member
 Non-Member

Name _____

Street _____ City, State, ZIP _____

Email _____ Phone (____) _____

Emergency Contact _____ Phone (____) _____

Special Dietary needs _____

Cabin mate preferences (LIMIT 8 - NO exceptions)

NOTES: Please indicate if you are planning to:

1. Check in Thursday night (April 27) Yes No
 Additional fee \$16.00 for early check in Thursday night. Check in time to be announced later.
 No cabin preference for Thursday night as a limited number of cabins will be open that evening.
2. Early check in Friday at 8 a.m. (April 28) Yes No
 No additional fee for early Friday check in; a head count is needed for lunch.
3. Conference chair needed (\$5.00 fee) Yes No
4. Mystery Quilt (\$2.00 fee for pattern) Yes No

Base cost for the retreat is \$110 for CAMEO members; \$120 for non-members. All extras must be paid in advance. You may make a \$25 deposit to hold your place. Registration will start in November, 2016 with final payment due at the April general meeting for Guild members. Final registration for non-members is open until February 1, 2017.

A light lunch will be provided on Friday. You may bring breakfast in a cooler. Ice will be available.

REFUND POLICY: A refund may be given up until the date of final payment. After that date, you may request a refund in writing for a personal or family emergency which will be given on an individual basis in full or in part after the retreat, or you may find another member to take your place.

FOR COMMITTEE USE ONLY

Payment	Check #	Amount	Date	Payment	Check #	Amount	Date
Myst. Qlt.							
Thurs. Check In				Conf. Chair			