

# The Silhouette

June, 2019

Newsletter of CAMEO Quilters Guild

Vol. 25 No. 11



## CAMEO JUNE 20 POT LUCK SIGN-UP AND INFORMATION

**Important:** Remember to bring your own plates, cup/mug, eating utensils, napkins. Include a serving utensil with your dish and an **ingredients list for those members who have food allergies.**

Forgot to sign-up? No problem! Just come and bring whatever you would like to add to our dinner.

Contact Rosemary Spatafora if you have questions.

### SALAD/SIDE DISH

Kathleen Barlow  
Jackie Speer  
Sharon Cratsenburg  
Laurie Johnson  
Janet Nelson  
Maggie Smith  
June Spraggins  
Loreen Garrison  
Rosemary Spatafora

### MAIN DISH

Carole Gilbert  
Jackie Considine  
Pat Cason-Merenda  
Lois Marr  
Kathy Debien  
Pat Baldauf  
Henry Rachmiel  
Janeen Sharpe

### DESSERT

Susan Larson  
Cindy May  
Joanne Adriaens  
Cheryl Cawley  
Theresa Nielsen  
Barb Lusk

### BEVERAGE (At least 2 liters)

Carol Fetsco  
Carol Herzberg  
Linda Watkins  
Shirley Guban  
Barb Lusk

### UNDECIDED

Shannon Boardman



## CAMEO QUILTERS GUILD 2019-2020 SPEAKER & WORKSHOP SCHEDULE

Visit [www.cameoquilters.org](http://www.cameoquilters.org) for workshop registration form, fees or schedule updates

Questions? Email:

[vp-facilitator@cameoquilters.org](mailto:vp-facilitator@cameoquilters.org)

Meetings are held the third Thursday of the month  
September through June at 7:00 p.m.

Guest fee for meetings - Use the Broadacre entrance:

Clawson United Methodist Church  
205 North Main St., Clawson, MI 48017  
(Workshops are at the same location.)


### 2019

September 19	Welcome Back!
September 21	Open Sew/Shop Hop
October 17	Ruth Ann Berry Trunk Show
October 19	Ruth Ann Berry Workshop - 3D Isometric Quilts
November 21	Mary DeRay Trunk Show - Simply Sashiko!
November 23	Mary DeRay Workshop - Sashiko!
December 19	Holiday Potluck (members only)

### 2020

January 16	Nancy Kloster Trunk Show
January 18	Nancy Kloster Workshop - Quiltworx Scandanavian Snowflake
February 20	Whistle Stop
February 22	Charity Day Sewing
March 19	Nancy McNally Trunk Show
March 21	National Quilting Day Open Sew
April 16	Ginger Mangie Trunk Show
April 18	Ginger Mangie Workshop - Embellish With Relish
May 21	CAMEO Founders' Trunk Show
May 23	Open Sew
May 29-30	CAMEO Quilt Guild Anniversary Show
June 18	Annual Meeting & Potluck (members only)

**There is NO "Slip of the Keyboard" in this issue.**



*A Message from  
the President*  
Sharon Cratsenburg

This month, we will hold our **Annual Pot Luck Dinner Meeting**. This is a closed meeting for guild members. Remember to bring your pot luck dish, your place setting, and your friendly smile. I look forward to seeing everyone there.

This has been a fantastic year for our guild. We've had the opportunity to see and learn from some wonderful speakers. Along the way, we've been able to share sewing days for Charity, National Quilting Day and our Annual Retreat.

Take some time this summer to complete projects you've been meaning to get done. Don't forget our quilt show will be May 29-30, 2020. It's never too late to finish a UFO you have sitting in your sewing room to display into the quilt show. Our show will be themed around the guild's 25th anniversary year. We will need all the help we can get for next year's show. Think over the summer what area of the show you can work at. Many hands make light work.

Please remember to **bring any committee folders to the June meeting and make sure your report is in the folder** to help next year's committee members do their jobs. Forms will be available at the meeting if you need one. Thank you again for a wonderful CAMEO year and enjoy your summer.

**CAMEO Shop Hop -  
September 21, 2019**

**Jan Recinos**

The Board has tentatively planned a Shop Hop for Saturday, September 21, 2019. There will be a small school bus which can hold 12 people. We will start at 9:00 a.m., leaving from Shrine Catholic High School in Royal Oak (across from Beaumont Hospital). We will ride to Tecumseh, MI to *The Quilt Shop*, then to *A Quilting Season* in Saline. We will stop for lunch in Ann Arbor, then go to *The Pink Castle* and *The Ann Arbor Sewing Center*. Finally, we will go to Wayne, *Bits n Pieces* and call it a day. We should be back at the High School by 4:30.\*

If you would like to attend, **the deadline to bring a check for \$30 is the June meeting or mail it to Jan Recinos, VP Scheduler, P.O. Box 1044, Troy, MI 48099-1104 before June 27, 2019.**

\*Above is subject to change pending interest and bus availability. All monies will be refunded if bus transport is cancelled and car pools are used instead. Final confirmation of participating quilt shops will appear in the August Silhouette.



**Quilter's Parrot** from *A Quilter's Digest*

blusk5510@Gmail.com  
248-288-1142

**Granny  
Lady Quilts**  
"Put Memories in a Quilt"

**Barbara Lusk**

Digital long arm quilting      Custom designed quilts



### HI, TINA! (not saying "goodbye, Tina!")

Tina and her husband have retired and are starting new adventures in northern Michigan.

We hope to see you at our retreats!

Tina's last Mystery installment is on pages 7, 8 & 9.



### 2019 Round Robin Participants

Jan Recinos, Pat Pillot, Theresa Nielsen, Barb Lusk,  
Henya Rachmiel & Loreen Garrison

Maggie's

TOP STITCH

Quilting



Custom Machine Quilting  
Memory Quilts  
Custom T-Shirt Quilts  
Memory Patches  
Pillows  
Bears

MaggiesTopStitchQuilting.com  
QuiltsbyMaggieSmith.etsy.com

248-543-5881

## Quilters Calendar

submitted by Ann Bonelli

**June 8, 11am-3pm**

### Miracle Quilts: Annual Show & Display

Quilters & Sewers Garage Sale  
Independence Hall, 701 Market St. Oxford

**June 13-15**

### Itty-Bitty Shop Hop Passports \$5.

Ann's By Design, Adrian; Lake Erie Mercantile, Monroe;  
Quilting Season, Saline; Freedom Bound Q.C.,  
Wauseon, OH; Purple Bobbin Q Shop, Jackson; Textiles  
Fabric Shop, Milan.

**June 20, 6:30pm**

### Capitol City Quilt Guild

Mary Hertel Lecture: Paper Piecing & Fabric Selection  
Union Missionary Baptist Church  
500 S. Martin Luther King Jr. Blvd., Lansing  
[www.capitalcityquiltguild.org](http://www.capitalcityquiltguild.org)

**June 21, 12:30pm**

### Genessee Star Quilters

Lisa Kay Ruetz Lecture & Trunk Show: Baltimore Quilts  
Sloan Museum at Courtland Center  
4190 E. Court St. Burton [www.genestarquilters.org](http://www.genestarquilters.org)

**June 24, 7pm**

### Jackson Quilt Guild

Penny Haren Lecture & Workshop: Creative Grid Rulers  
3225 Fourth St., Jackson  
[www.piecesandpatchesquiltguild.org](http://www.piecesandpatchesquiltguild.org)

**June 26, 6:30pm**

### Evening Star Quilters

Musical Trunk Show: Ann Marie Rowland &  
Delphine Ren-Miller  
10135 Lapeer Road, Davison  
[www.eveningstarquilters.blogspot.com](http://www.eveningstarquilters.blogspot.com)

**July 26-28**

### Greater Ann Arbor Quilt Guild

Quilt University  
Washtenaw Community College, Morris Lawrence Bldg.  
4800 E. Huron River Dr. Ann Arbor. [info@gaaqg.com](mailto:info@gaaqg.com)

**August 17-25, 1-4 pm**

### Port Austin History Center Quilt Show

1424 Points Aux Barques Road 989-551-5532

**August 26, 7pm**

### Jackson Quilt Guild

Kathryn Groves Workshop: Quiltworx  
3225 Fourth St., Jackson  
[www.piecesandpatchesquiltguild.org](http://www.piecesandpatchesquiltguild.org)

**August 28, 6:30pm**

### Evening Star Quilters

Debra Hyde Lecture: Figurative Art Quilts  
10135 Lapeer Road, Davison  
[www.eveningstarquilters.blogspot.com](http://www.eveningstarquilters.blogspot.com)

## Sourdough Method for "Leaders & Enders"

It's a specific type of leader-ender project\* whereby you cut pieces from your scraps for a particular quilt rather than cutting random scraps and saving those for a future, unknown project. This way, your scraps are used!

Taken from <http://sourdoughquilts.blogspot.com/>

The Sourdough quilting method is about making scrap quilts. Lots of scrap quilts, without having lots of scraps laying around and not knowing what to do with them.

**Overview of the Sourdough method:** make the initial starter by cutting scraps to the sizes needed, use part of the starter by sewing them up, add more starter ingredients (scraps cut to the sizes needed), and just keep repeating. You'll have a Sourdough Quilt in no time!

### First thing you need to do is pick a scrap pattern that you like.

Determine what size patches/pieces/strips of fabric scraps you need to make that particular quilt.

### Pick a second scrappy quilt pattern that you just love.

Determine what size patches/pieces/strips of fabric scraps you need to make that second quilt.

### Create a box for each of the scrappy quilt patterns you selected.

As you cut up scraps, cut them to the sizes you need for these two quilt patterns you selected.

Now, you fill the boxes with scraps that you are cutting to the sizes you need. You're not cutting up random sizes and throwing them in piles in drawers. You are actually cutting up fabric to meet the sizes needed to make those two quilts.

So every few weeks you can sit down and sew up the blocks that are in each box, all ready cut and ready to sew.

Now cut more scraps to fit those quilts and put in the boxes until you have enough in the box again to spend a few hours just sewing.

And just keep repeating until you've got enough scraps in the box to finish that particular quilt.

Now pick another pattern, or two, or three, and repeat!

\* Leader-Enders are bits of fabric used to start and end your sewing, similar to chain piecing. When you get to the end of your chain piecing, you stitch onto a fabric scrap so that you always have a scrap under your presser foot ready for the next chain piecing session. Leader-enders prevent a thread nest from forming on the underside of your stitching. Leader-enders prevent a thread nest from forming on the underside of your stitching. If you piece scraps of fabric for leaders and enders, you will be piecing together a scrap quilt at the same time as you piece another project. They are an efficient use of your sewing time.



Unit made from 4.5" and 1.5" squares and 1.5" X 2.5" strips, saved in light and dark piles. Also cut 1.5" black squares.



Completed quilt in "Log Cabin" setting

**CAMEO Guild Meetings Minutes  
May 18, 2019  
Clawson United Methodist Church**

President Sharon Cratsenburg called the meeting to order at 7pm, welcomed everyone and led the Pledge of Allegiance.

**Announcements** Sharon urged everyone to sign up for the June pot luck and indicate what dish they would bring. If there were any additional nominations for the Cameo Board, they must be forwarded to Janeen before the break. Linda Draudt has Membership Renewal forms back on the Registration table.

**Cheryl Cawley** introduced the speaker, Pam Achatz. After 37 years of sewing and quilting, she entertained us with, "Bits & Pieces of my Life" illustrated with many quilts.

**Hospitality Break.**

Meeting continued 8:20pm.

**Minutes** from Guild Meeting, April 25, 2019 were accepted and approved to be signed, dated and placed on file.

**Nominations. Janeen Sharpe** opened the nominations to the membership. She then reported that she had received at least one nomination for each office. There were no other nominations from the floor, the Nominations were closed. The slate of officers was presented.

President- Sharon C  
V.P. Facilitator.....Janice R  
V.P. Scheduling... Jean S  
V.P.Membership.....Laurie J  
Recording Secretary.Ann B...  
Corr. Secretary.....Kathy D  
Treasurer... ..Jackie C  
Assist.Treasurer.....Pat B  
Member-at-Large.....Darlene B  
Member-at-Large.....Linda G  
Member-at-Large.....JudyM

**Membership, Linda Draudt.** There were 40 members and 1 guest

**Audit Committee.** Members of the Audit Committee are Jackie Considine, Barbara Eakin, Cathy Mentkowski, Pat Pillot and they will begin their work after July 15.

**VP Facilitator** Cheryl Cawley reminded the members of Open Sew on Saturday, May 20 and asked members planning to attend to register at the Registration Table.

**VP Scheduling. Jan Recinos** displayed a board showing next season's speakers and workshops. Fees yet to be determined.

**President Sharon Cratsenburg** introduced a proposal for a program for September 21," a Cameo Shop Hop". The proposal was to rent a bus that would hold 12 people and the Board needed to know how many people might be interested and whether they would be willing to make a firm commitment. Enough people expressed interest so Sharon and Jan will pursue costs and plans and a larger bus. Several new people have seen our web site and/or the Detroit News article about Cameo and followed through with visits or phone calls.

We still need a title for our Quilt Show, "A Cameo Appearance..."

**Treasurer's Report.** Pat Baldauf reported on the month's finances. Income, \$5,126.00 and Expenses, \$2,234.06. Report was approved, signed, dated and placed on file. **Member-at-Large Kathy Wilson** mentioned that once again our June meeting and pot-luck coincided with the Shipshewana Quilt Festival that several members go to annually. It was not felt to be practical to make any changes to our meeting for this year.

**Show & Tell.**

Deadline for Newsletter is June 3, Board Meeting is Thursday, May 23, at the home of Pat Baldauf.

Meeting adjourned at 8:20pm.

Respectfully submitted, Ann Bonnelly

**Cameo Board Meeting**  
**May 23, 2019**  
**Minutes**

Meeting was held at the home of Pat Baldauf. President Sharon Cratsenburg called the meeting to order at 7:10pm present also were Board Members: Kathy Debien , Barbara Lusk., Pat Baldauf, Judy Murray, Darlene Baer, Ann Bonnelli, absent Kathy Wilson, Jan Recinos, Cheryl Cawley and Lynda Draudt

April minutes were approved, signed, dated and placed on file.

**President. Sharon Cratsenburg**

Retreat at Colombiere overall was well received. The deposit for next year has been sent. There is a slight increase in cost, that could be an issue if it continues to increase every year. Would there be an interest in two retreats, one in Spring and one in Fall, Colombiere and Bear Lake?

Nominations are closed and slate was accepted.

Committee and Board Assessment forms must be turned in at June meeting. Committee Forms should be included in the manual and Board Forms go to Sharon.

Tax forms must be in by June 30<sup>th</sup>.

Clawson Methodist Church will allow us to use their Board Room free of charge for our Board meetings when there is no convenient home available.

2019/2020 programs were discussed. September 19, a Welcome Back High Tea? September 21, Shop Hop. It was felt that going to 4 quilt shops and lunch would be more manageable than 6. Still have to establish fees for next seasons workshops. Aim to make more effort to encourage other guilds to attend our workshops or co-sponsor the speakers.

Quilt Show Committee will begin meeting June 4.. Still looking for a name. Some suggestions are A Cameo Appearance: Silver thimble, golden threads

Silver thread, 25<sup>th</sup> Anniversary

Silver Jubilee.

**Treasurer. Pat Baldauf.** Colombiere final payments and next year's deposit have been sent.

**Assist. Treasurer Barb Lusk.** Audit preparations are in progress. Need to decide on local charities for our end-of-year donations. The Board decided to donate \$100 each to Clawson United Methodist Church and Miracle Quilts. At our June Guild meeting we will ask members for a third name (Vista Maria, Lions, etc.).

**Members-at-Large**

**Darlene Baer.** Suggested that during Open Sewing Days it would be good to have basic demonstrations by Members included. Examples, free motion, flying geese, special rulers, eight in one half square triangles etc.

**Judy Murray.** Total amount collected from the 5 Library Book Auctions that was held was \$189.00. There are still  $\frac{3}{4}$  box of books left and it was decided to place these on the free table.

Meeting adjourned 8.50pm.

Next meeting Thursday June 27, at the home of Sharon Cratsenburg.

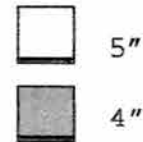
Respectfully submitted Ann Bonnelli




## Mystery QUILT FROM May, 2019

### Making the Triangle in a Square

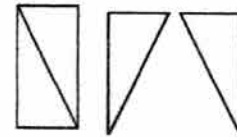
1. Fold the 5" Background fabric strip in half right sides together. This step is essential for mirror image pieces. Layer cut (128)  $2\frac{1}{2}$ " x 5" rectangles.



2. Layer cut pieces on one diagonal. Sort the triangles so they are right sides up.




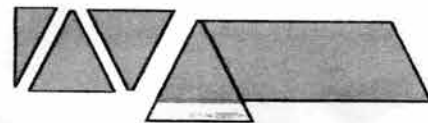
3. Using the Triangle Ruler, cut (64) triangles from the 4" Medium fabric strips and (64) triangles from the 4" Dark fabric strips.



Accurately lining up the top of the Triangle Ruler with the strip is most critical.

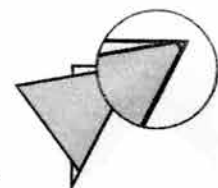


4. Lay out the large Triangle with the base at the bottom. Position the Background triangles on both sides of the large Triangle. Make sure all fabrics are turned right side up.

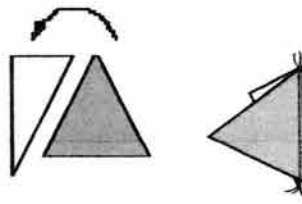


5. Set the right stack aside.

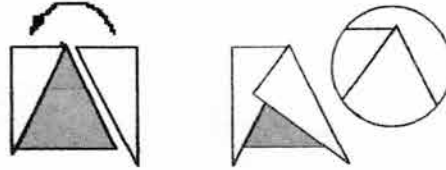
6. Flip the large Triangle right sides together over the Background triangle. The left fabric extends beyond the large Triangle to create a tip at the flat top of the Triangle.



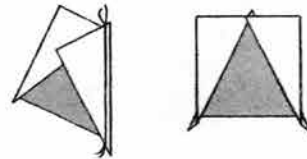
7. Sew. Set seams with Background triangle on top, open, and press toward Background triangle



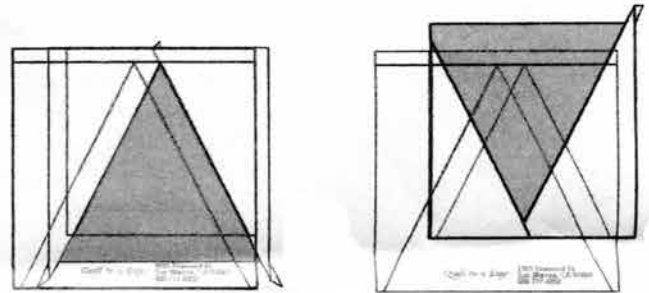
8. Place the remaining triangle to the right of the Dark Triangle. Flip right sides together, lining the top tip of both pieces together.



9. Sew and press towards the right triangle.



10. Place patch on a small cutting mat. Place Triangle in a Square ruler on top of patch. Line up red lines with seams. Seams are  $\frac{1}{4}$ " from top edge, and  $\frac{1}{8}$ " from corners. Trim patch on all four sides to  $3\frac{1}{2}$ " square.

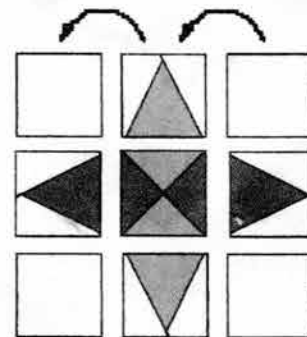


### For the Scrappy Quilt :

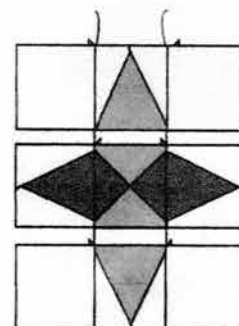
Layout your Star Centers and Star Points on a large flannelboard to decide placement of fabrics.

### Making Twelve Blocks

1. Lay out twelve patches in each stack.

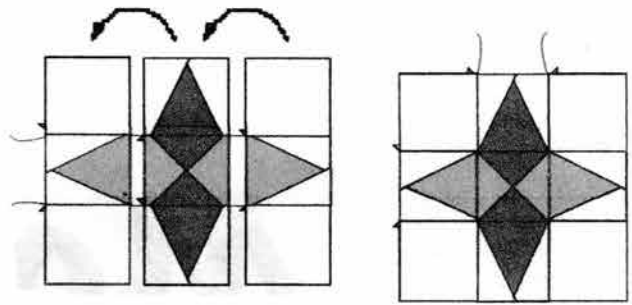


2. Flip right sides together to complete the rows. Press seams away from the Triangle in a Square patches.



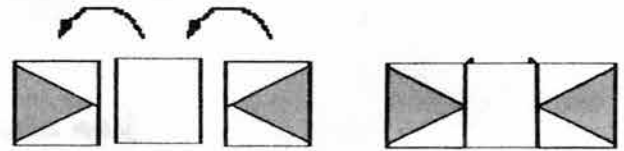


3. Sew the Rows together. Press seams away from middle Row.

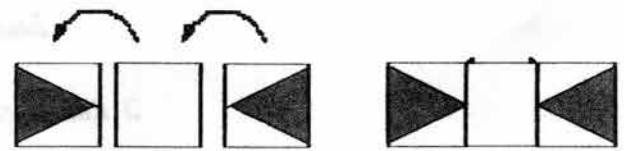


### Making the Lattice

1. Make 15.  
Press seams toward middle square.



2. Make 16.  
Press seams toward middle square.




### For the Scrappy Quilt :

There are two different fabrics in each lattice.

### Completing the Quilt

1. Lay out the 12 Blocks,  
31 Lattice, (4) 3½"  
Background squares, 20  
Cornerstones and (14) 3½"  
x 9½" Background pieces.  
Sew to complete each Row  
and then sew the Rows  
together.



# May, 2019 SHOW N TELL



# May, 2019 SHOW N TELL CONTINUED

