



# ***The Dead Stick Flyer***

**Newsletter of Swan Harbor RC**

Volume 31, Number 4, April 2020

[www.swanharborrc.com](http://www.swanharborrc.com)



**President: Gary Gunter (410) 658-1170**

**VP: Chris Mounayer (732) 539-8731**

**Secretary: Ron Lazzeri (443) 425-9006**

**Treasurer: Steve Snyder (410) 638-2895**

**Safety Officer: Bob Walker (410) 456-0100**

**Member at Large: Dale Davis (410) 459-0399**

**Member at Large: Herman Reichart (410) 935-8979**

**Member at Large: Stephen Slotnick (908) 403-0273**

**Member at Large: Jae Jang (443) 910-2439**

---

## **Swan Harbor RC**

***Due to the Coronavirus Pandemic we did not have a Club meeting for the month of April 2020.***

### **Gary's Email to all Members: April 1, 2020**

*Given the state of our country and the world today, and abiding by our state and local government mandates, we will be closing our SHRC club due to the Coronavirus Pandemic until May 1<sup>st</sup>, at which time we will take another look at the state of affairs in this country and this state. If necessary, we will remain closed until further notice. Hopefully this will start to flatten the curve and reverse in another month or so and we can all get back to our daily lives. Please take care of yourselves and hopefully we all can get through this healthy on the other end.*

*Thanks, Gary Gunter*

## **Dealing with the Coronavirus (COVID-19)**

***Please be safe during this time of uncertainty with the Coronavirus!***

- ***Wash your hands with soap and water frequently during interactions with others***
- ***Keep your distance when in crowds – the new normal Social Distancing 6' apart***
- ***Disinfect commonly touched surfaces***
- ***Stay informed with Coronavirus news updates and restrictions***
- ***Follow all local, state, and national guidelines***
- ***No Shaking Hands***
- ***Use a hand sanitizer, if you can find some***
- ***We'll get through this but it may take some time***

## **Inside this Issue:**

*Unfortunately, we do not have a lot of club news or updates for this month to report on but we want to keep our members informed on club accomplishments and activities. Several members kept busy by getting the field ready for the 2020 flying season up until the field was closed. Those members were diligent about maintaining their "Social Distance" from each other and observed a healthy sanitizing regimen, as best they could.*

- **Spring Maintenance & Repairs**
  - **Field Turf Maintenance**
  - **New Shed Electric**
  - **Flag Pole Flower Bed**
  - **Final Mower Repairs**
  - **Field Signage**
  - **Bulletin Board**
  - **Shed Kitchen & Supplies**
  
- **Membership Count**
  
- **Upcoming Events: Pending Coronavirus Status**
  
- **PICs from Ron's Archives**
  
- **Tech Corner**
  - **What Members are working on**
  - **Pre-season Maintenance**
  
- **Club Photo Gallery**
  
- **Yard Sale Bulletin Board**
  
- **Club Meeting Schedule**
  
- **Memberships Dues Policy**
  
- **General Information**

## **Club Accomplishments & Activities:**

- **Spring Maintenance & Repairs**

- **Field Turf Maintenance:** *The club has completed the following work on the runway and pit areas to help improve the turf for the 2020 flying season:*
  - **Rolling:** *Dale's crew rolled the runway and pit areas to help smooth them out from winter's freezing and thawing effects.*
  - **Aeration:** *After rolling was completed, Steve S. and Herman R. aerated the runway to help promote turf grass growth. Aeration helps the soil as follows; improves air exchange between the soil and atmosphere, enhances soil water uptake, improves fertilizer uptake, reduces water runoff and puddling, promotes stronger turf grass roots, reduces soil compaction, enhances heat and drought tolerance, and improves soil resiliency. In early fall (late August–early September) we are also planning to aerate again and over seed the runway and pit areas to enhance the turf with new grass for the 2021 flying season.*
  - **Pre-Emergence:** *After aeration was completed, Steve S. spread an application of spring pre-emergence crab grass prevention to help reduce or eliminate these weeds.*
- **New Shed Electric:** *Steve S. installed electric to the new shed through an underground conduit from the main breaker box and equipped the shed with a light and electrical outlets. The new shed is ready to go.*
- **Flag Pole Flower Bed:** *Steve S. tilled the flower bed soil to enhance the soil so Dale can plant new flowers/shrubs for the 2020 season. Chris M. picked up bags of mulch and delivered them to the field for the flower bed.*
- **Final Mower Repairs:** *Dale ordered some needed parts for the mowers and Gary completed the replacements. The mowers are 100% ready for the grass cutting season.*
- **Field Signage:** *Dale and Steve S. hung the field signs that really make the field look like a mini airport and welcomes our members and guests alike.*
- **Bulletin Board:** *Dale and Steve S. unwrapped, cleaned, and readied the Bulletin Board for another season. They also reinstalled the weather station and signage on the board.*
- **Shed Kitchen & Supplies:** *Dale has cleaned and restocked the shed kitchen area for another season for the members to enjoy and stay hydrated and also grab a quick snack for a pick me up treat. Thanks Dale!*

- **Membership:** Steve S. advised that membership for 2020 now stands at 68 members.

## Upcoming Events:

**PENDING THE CORONAVIRUS STATUS**

### Spring 2020 Open House Fly-In:

The Open House Fly-In will be held on Saturday, June 13<sup>th</sup> from 10am-4pm. The rain date will be the following Saturday. The main course this year will be Pit Beef, Pit Ham, and Pit Sausage-Peppers-Onions, sides, condiments and drinks for a nominal price.



*Swan Harbor RC Club*  
Invites you to the  
**Spring Fly-In**  
Swan Harbor Flying Field  
June 13 – 10am



Rain Date – June 20

Lunch will consist of PIT Ham, PIT Beef and Pit Sausage, Onions and Peppers along with all the sides, condiments and drinks. There will be a nominal charge for food and drink.

2020



## ***Pics from Ron's Archives:***

*Since we have not had much activity at the field due to the pandemic, I dug deep into my photo archives and thought I would share some images from the Air & Space museums and air shows that I have attended in the past. Hope you enjoy the pics!*

*From the Patuxent Naval Air Station Air Show 2005:*


























*From the Washington, DC Air & Space Museum 2002:*














*From the Udvar Hazy Air & Space Museum 2005:*









The Blue Angels, Martin State Airport 2012:












*The Collins Foundation, Carroll County Airport 2015:*













Frederick Airport 2003:







## Tech Corner:

### Member Projects:

*Chris M. submitted his new RC project for 2020.*

#### **Extreme Flight Pantera**

- 52" Wingspan
- XPWR T3520 Motor
- Castle Creations  
90amp ESC
- 6S LIPO Battery
- Touted to do 150mph
- Need to program ESC  
for optimum power  
band



### Pre-Season Aircraft Maintenance:

*Early spring months are a good time to get your RC Aircraft ready for the new flying season. Here are some general tips you can add to your Checklist.....*

- **General Inspection:** *Perform a thorough inspection of your aircraft. Look it over. Turn it upside down. Look inside. Take the cowl off. Look for issues. You get the idea.*
- **Batteries:** *Check and test your batteries where possible. Are the batteries accepting a full charge? How old are they? Batteries usually start to fail at the 3-4 year mark. For LIPO's, are they swollen or puffed? It could be a sign of a failure looming even though they still work. Replace any batteries you determine are subject to failure and do yourself a favor and avoid a problem in the air.*



- **Check your battery chargers:** Are you charging your batteries at the correct charge rates? Check the charger's owner's manual, website, or with someone in the Club you're confident can help validate your process. Look in the club's website under "Tech Corner" for additional charging information.
- **Loose Parts:** Check for loose bolts, screws, covering and other essential gear. Use a small amount of Lock Tite to keep bolts from coming loose from vibration. Repair any torn or loose covering as it will only get bigger and eventually cause a problem you do not want.
- **Servos:** Check your servos. Turn the TX & RX on and move the sticks on the transmitter in all directions (with the engine off, please!). Listen and look for servos that bind or slip during their travel. It may be a sign of worn gears and the servo may need replacing.
- **Propellers:** Check your Props. Are they nicked, cracked or out of balance? This can cause extra vibration and wear out the engine bearings and shake the airframe causing unwanted issues. Clean the Props, balance the props or replace them.
- **Transmitters:** Check your transmitter. Is it "Binding" correctly with the on-board receiver of the aircraft? Follow the manufacturer's procedures for this step. Actually, this is a good practice to be followed routinely during the flying season as well.
- **Trim Settings:** Check the trim settings and any other settings to fix any quirky flying tendencies you may recall from your last flights with that plane. Be sure to check them again after flying the aircraft at the field.
- **Aircraft Balance:** Check your aircraft's balance. Was it flying tail heavy or nose heavy? Things can change so it is a good idea to check the aircraft's balance to be sure it is flying as best it can. It can be difficult or frustrating to fly an aircraft that is out of balance and could also be a challenge to land easily.
- **Spark/Glow Plugs:** Check your spark plugs or glow plugs depending on whether it is a gasser or glow fuel burner. They can become fouled if your engine's HS & LS settings are off. If questionable, you may want to check your engine's settings when at the field next. There are various visual indications of a spark plug's performance based on the carburetor's settings, but generally a medium light tan color on the plug's electrode is a good indication of good HS & LS settings. Replace the plugs if they look fouled or are heavily coated with carbon.
- **Fuel:** Check your fuel. Using fresh fuel is always a good practice. It will allow the engine to run at its best performance assuming it is properly tuned.



- **Oil Mix:** As always use a good oil for gas/oil mix 2 stroke engines. Check the oil mix ratios in your fuel. Engines do not run well on a lean oil mix and can overheat. Check the manufacturer's recommendations.
- **Clean It Up:** Give the aircraft a good cleaning. A lot of times we just give it a swift cleaning just to get it in the car to go home from the field. Make it look good as well.
- **Retire It or Spruce It Up:** Do you have a plane sitting in the corner that you are deciding whether to retire it or not? Well, now is a good time to spruce it up. Maybe some new covering or a new engine can put life back into one of your old favorites. Only you can decide but I'll bet you'll love it at the field!

## **Club Photo Gallery:**

### **Here's a bit of nostalgia.....**

*This is a picture of the club's old shed from years ago. Look at the old FM Frequency Pin Board and Transmitter Impound Shelves. With the FM technology you had to impound your transmitter and could only turn it on and use it if the frequency pin your transmitter was using was available. Flyers had to return the pin to the board so others could fly their planes when the frequency was available. Today, we don't have to hassle with the impounding of our transmitters since new technology is 100% digital.*

*The image Metadata on this pic says it was taken in 2005.*





*More nostalgia, some old PICs & Club Newsletter submitted by Bob Walker. Enjoy!*



*Marvin Tedrow  
2009*



*Jim Snyder and Dale  
Christmas Party 2009*



*Jae and Tom  
2009*



*Bob Walker and his brother Richard  
Flying Sailplanes 1972*



President Greg Stoltz  
Secretary Jerry Thompson  
893-4633  
836-7979

Vice President Bob Steininger  
Treasurer Rich Hodges  
569-7235  
679-1243

=====  
=

**The Dead Stick Flyer**  
by Bob Walker  
January 1997

**Next meeting Thursday January 9, 7:00pm  
at Churchville Rec**

Read notice in this newsletter concerning  
winter flying at Swan Harbor Field

Those of you not at the Christmas Party missed a great time. Greg Stoltz, his wife Linda and mother-in-law put out a terrific array of food. The wives all got along great and there was plenty of airplane talk. Ed Seibert brought a beautifully finished F/A18 in Blues Angels trim. It was a Direct Connection kit and built for looks. Ed even cut out tiny Monokote naval insignias. Greg had finished his Super Stinker by Midwest and it is also beautifully covered.

There was no meeting in the month of December so ballots for election were opened at the party. And the results are:

Greg Stoltz	President
Bob Steininger	Vice President
Rich Hodges	Treasurer
Jerry Thompson	Secretary



Art Hanesman	Member-at-large
Ed Seibert	Member-at-large
Tom Smith	Safety Officer

So why am I writing this? I was at the party and told Greg that I had a few items to bring up.

One topic of discussion at the party was AMA renewal. Many had not received their renewal and others sent in money and never heard anything back. I spoke to a lady named Colleen at AMA (they have an 800 #). She said that a lot of renewals destined for Maryland evidently never made it. Upon asking about the \$4 early renewal saving, she said just send a check with the lesser amount and say that you never received it. I am still concerned that many who sent in their renewal have not heard back. Something wrong at AMA?

Another important topic: I was heading toward the field the other day and decided to call Tom Smith to make sure the field has been unlocked. He recommended staying away. The field and drives are extremely wet and deep tire marks are evident. Driving on the field would ruin it. Tom is going to keep an eye on the field this winter. He will place sawhorses across the drives when it is too wet. When it is too wet, please fly at the Churchville Rec Center. Tom can be reached at 272-0116.

It is January and 1997. Time for dues renewal. Do not forget about AMA if you have not sent in and or received your 1997 card. Also, club dues can be paid at the next three meetings. According to by-laws, payment past the end of March will result in being required to pay initiation fees again. Our dues are still \$24 (cheap) unless we decide to raise them. Payment can also be sent to Treasurer Rich Hodges at 306 Oakway Court, Joppa, MD 21085. Where does the money go? Maintaining the tractors is not cheap. This newsletter cost about \$25 an issue which includes printing and postage.

More and more seems to be on Internet and more and more of us seem to be getting on. Model Airplane News is now on at AIRAGE.com. My son has found other R/C related sites. The last issue of *Flight* magazine had a number of aviation sites listed.

What is new? Sig introduced a Four Star 60. It lists for \$111, has a 71 inch wingspan and of course uses a .60 engine.

Byron has a new Cessna 195 high wing airplane. It is giant scale with a 98 inch wingspan. The price is \$900 and needs engine etc. Must be nice.

This may not be new, but there is a new ad for Hobbico's Extra 300S. It is an ARF, decorated colorfully and requires a .46 to .60 engine. Wingspan is 58 inches.

Coming up: Central Penn Aeromodelers 17th Annual Flea Market (Lebanon). This is March 8 and the club will probably organize a caravan with a breakfast stop at Willow Valley.

## **Yard Sale Bulletin Board:**

*This is a new section in our newsletter at the request of some club members. This section is for you to post items in the newsletter on a monthly basis that you want to sell. If you have something you want to sell, please send me an email with all the details of the item(s) you want to sell, asking price, a picture image, and your contact information to [ronlazzeri@verizon.net](mailto:ronlazzeri@verizon.net). I will be sure to include it in the next month's newsletter.*

**For Sale by Bob Walker: Contact Bob Walker by TEXT at 410-456-0100**

**Sig 4 Star 60, built from a kit.**

**Includes a Saito .90 4-Stroke engine**

**Servos & 8 Channel Spektrum Receiver and 2000 mah battery**

**Asking price \$300**



**For Sale by Zeb Berstsch:**

**Graupner HottrIGGER V2, (2) 4S batteries, I have \$250 in it.**

**Make me an offer...would like to get \$150 at best.**

**Mobile: (443) 417-4394**





## **Club Meeting Schedule:**

- **January thru April and October thru November:**
  - *Monthly club meetings will now be held at the Golden Corral in Aberdeen, MD on Route 40 on the 2<sup>nd</sup> Saturday of each month 10:00am-12:00pm. We will be meeting in one of the small dining rooms and enjoy their full breakfast buffet.*
  
- **May thru September:**
  - *Monthly club meetings and a cookout will be held at the Swan Harbor RC flying field on the 2<sup>nd</sup> Saturday of each month starting at 10am. The Fall Club Picnic will be held on the same day as the September club meeting.*
  
- **December:**
  - *The December club meeting will be held at the annual Christmas Party. Details of this event will be made available in advance of the party.*

## **Membership Dues Policy “Revised March 2019”:**

*At the March 16<sup>th</sup> club meeting, the Board and attending members discussed our current club’s Membership Dues Policy and came to an agreement on a new set of guidelines to make it clear and fair for all members, new and existing. The following Membership Dues Policy was agreed upon and adopted.*

*To pay your club dues for the season, either as a renewing member or a new member, please forward them to Steve Snyder, Treasurer. As you all know we depend on our dues to fund projects and general maintenance for our club.*

### **Existing Annual Membership Renewals:**

- **Annual renewal membership fee:** \$75.00
  - **Renewal period:** 1/1/YR thru 3/31/YR (Payment is due by 3/31/YR)
  - **Grace period is for 2019 only:** 4/1/19 thru 4/15/19
    - *If a member’s renewal dues are not paid in full by 4/15/19, then that member is considered to be in default. If that member wants to join the club after 4/15/19, then that member is required to pay at the full new member rate. The member in default will not be permitted to fly at the field after 4/15/19 until their membership dues are paid in full. There will not be a Grace Period in 2020 and thereafter.*

- *Note: All members are urged to pay their renewal fee as early as possible during the renewal period since club expenses are budgeted and paid based on membership fee receipts.*

### New Membership Dues:

- **Full year membership fee:** \$125.00
  - **Joining period:** 1/1/YR thru 12/31/YR
  - **Fee Includes:**
    - \$75.00 annual membership fee
    - \$50.00 1<sup>st</sup> year initiation fee
  - **Note:** New members joining the club on 9/1/YR or after of that same year are considered paid in full for the current year and the immediately following year. The reason for this exception is that the current flying season is about 75% over and we want to give new members an incentive to join our club.

### AMA & FAA Membership Requirements:

*In an effort to ensure our club's compliance with AMA and FAA rules and regulations we are requiring that all members, whether a new member or an existing member renewal, the following documents are required to be submitted to Steve Snyder when dues are paid:*

- **Swan Harbor RC Membership Form**
  - The form can be found on the Swan Harbor RC website
- **Proof of AMA & FAA membership**
  - Provide a copy of each membership's email or registration card
  - The copy must include the registration number

*Note: If any member sees an unknown person flying at the field, you should ask the flyer if they have a current membership card. If they say they do not, then ask them if they would like information on how to join. Explain that membership is a requirement for flying at the field.*

## General Information

**What are Members Working On:** Building a new aircraft, assembling an ARF, working on an old reliable? We'd love to hear what you are working on. Send us some information and a couple pics of your project and we'll post it in the monthly newsletter. Send your emails to: [ronlazzeri@verizon.net](mailto:ronlazzeri@verizon.net).

**Newsletter:** To receive the Swan Harbor RC Newsletter by email, please send a request to: [sslotnick@mac.com](mailto:sslotnick@mac.com).

**Photos:** Anyone who would like to have new photos appear in the slideshow or the photo gallery is encouraged to send their photos to Stephen Slotnick at [sslotnick@mac.com](mailto:sslotnick@mac.com) and he will add them as soon as he can.

**Interest in Joining the Club:** Please see the instructions on the Swan Harbor RC website [www.SwanHarborRC.com](http://www.SwanHarborRC.com) under the heading "How to Join." Additional membership information or questions can be obtained from Steve Snyder at (443) 243-4324 or email: [snyder800@gmail.com](mailto:snyder800@gmail.com).



**Harford County's No Smoking Policy on County Property: We follow all county rules and regulations and ask for your cooperation. Thank You!**

