

# CUSIP CHECKLIST

**Updated for 2023:**

**A Simple 8-Step Process To Find The  
Value Of Your CUSIP**



**BY BRAD TIPTON**

**CusipChecklist.Info**

CUSIP Checklist By Brad Tipton  
Questions? Contact brad at: [bradtipton@yahoo.com](mailto:bradtipton@yahoo.com)

CUSIP Checklist By Brad Tipton  
Questions? Contact brad at: [bradtipton@yahoo.com](mailto:bradtipton@yahoo.com)



Hi, my name is Brad Tipton.

Thousands of men and women reach out to me yearly saying they are looking for their CUSIP.

Many want to use their CUSIP for court or legal issues. Some want to use their CUSIP for other reasons.

Whatever reason it is that you want your CUSIP, this eBook will make it simple and fast for your to locate your CUSIP and it's value.

I help people learn to learn how to quickly and inexpensively set up their lives in the Private.

I own an operate an international legal services business (United States, Australia, United Kingdom, and Canada). Also, I am a former negotiator for Wells Fargo and I'm a former licensed mortgage broker. Also, a partner and I ran a successful stock purchasing and selling company.

So, I KNOW what I'm talking about insofar legal documentation, stocks, CUSIPS, and banking.

Why do I share this information about my background? Simple, so you can know the information that I share is "insider" information that you can't easily get anywhere else.

Please enjoy the CUSIP Checklist and please feel free to contact me with

feedback or with questions, or if you need a legal case dismissed.

All the Best to you on your!

Brad Tipton  
bradtipton@yahoo.com

## CUSIP CHECKLIST 2023

### A SIMPLE 8-STEP PROCESS TO FIND YOUR CUSIP

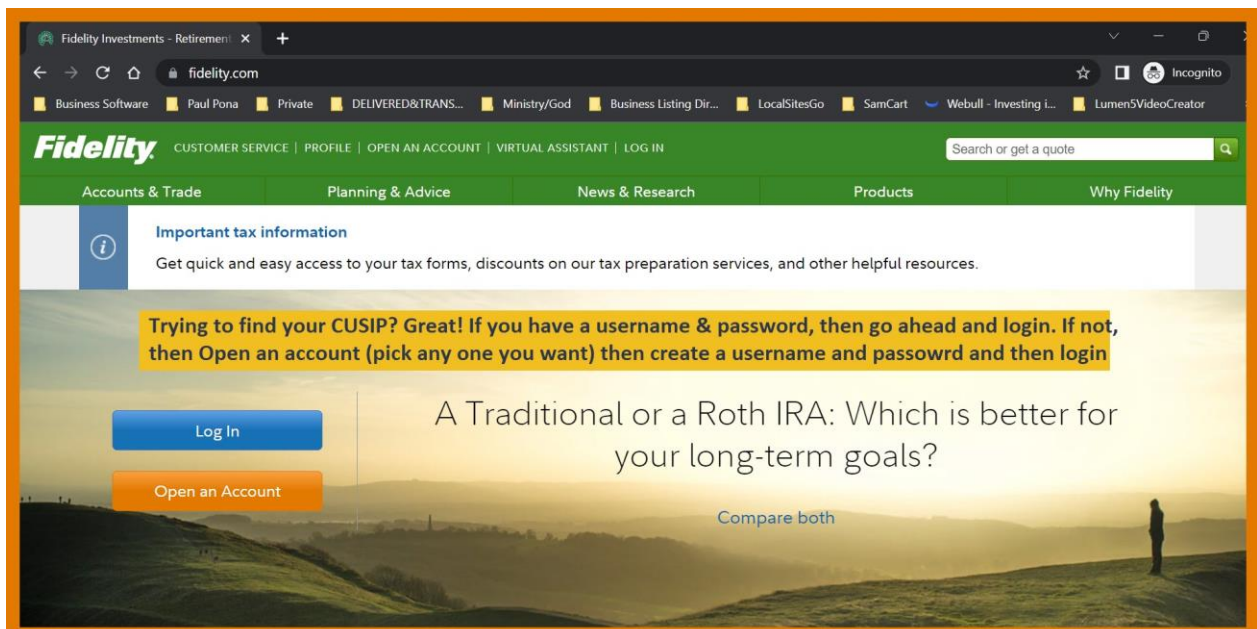
By Brad Tipton

#### Step 1:

Go to Fidelity.Com [www.Fidelity.com](http://www.Fidelity.com)

If you have an account, please use your Username and Password to login.

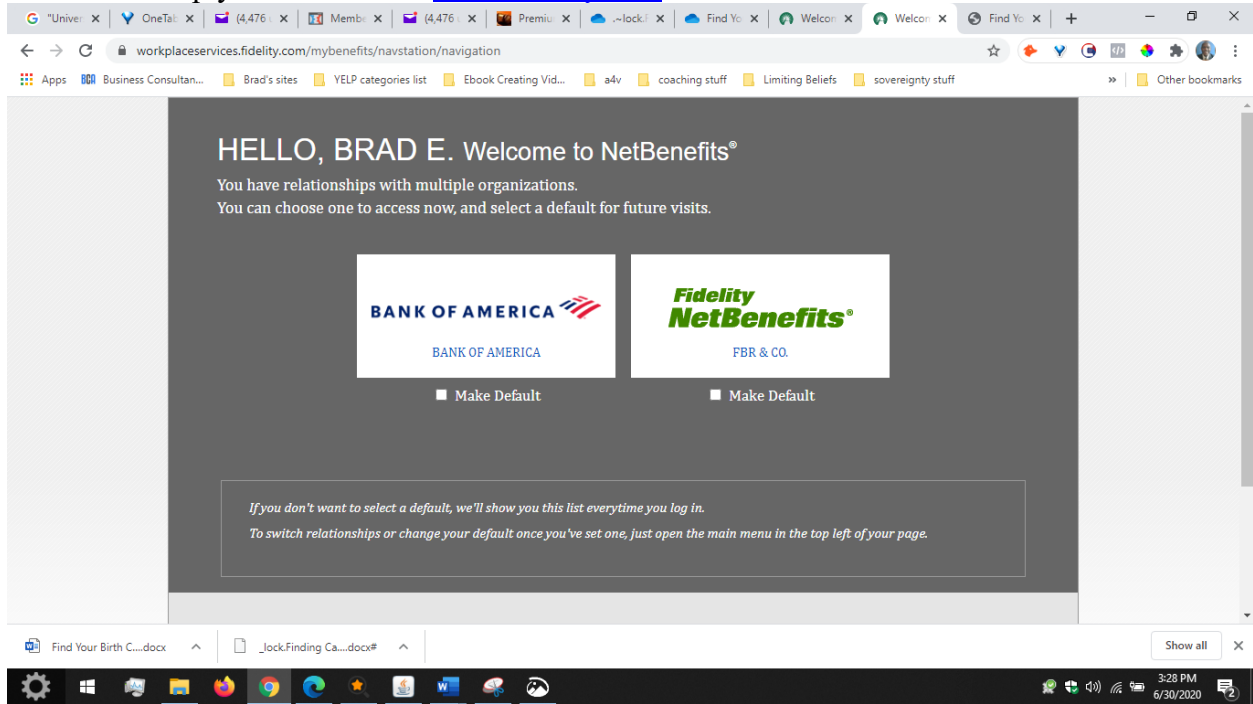
If you DON'T have an account, create a free account and login once they provide you with a Username and Password



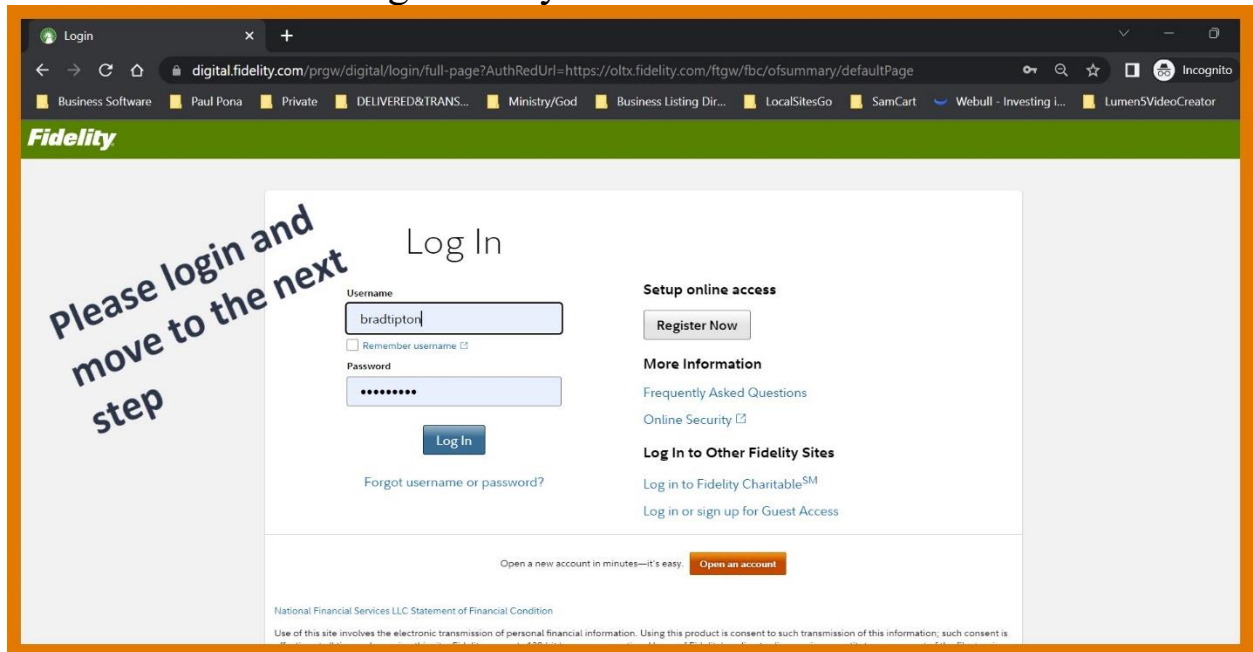
CUSIP Checklist By Brad Tipton  
Questions? Contact brad at: [bradtipton@yahoo.com](mailto:bradtipton@yahoo.com)

If you ALREADY HAVE a Fidelity account, you may see the screen below.

Otherwise simply click this link: [www.fidelity.com](http://www.fidelity.com)



Here's the screen to login with your Username and Password:



CUSIP Checklist By Brad Tipton  
Questions? Contact brad at: [bradtipton@yahoo.com](mailto:bradtipton@yahoo.com)

## Step 2:

Once you are logged in, please open a separate tab and put in this website address:

[https://quotes.fidelity.com/ftgw/fbc/ofquotes/webxpress/get\\_quote](https://quotes.fidelity.com/ftgw/fbc/ofquotes/webxpress/get_quote)

## Step 3:

Okay, the screen shown below is where you will put in your birth certificate number.

>>> BUT WAIT << you may have to play with the number a bit because it may not accept your birth certificate number exactly the way is shows on your birth certificate.

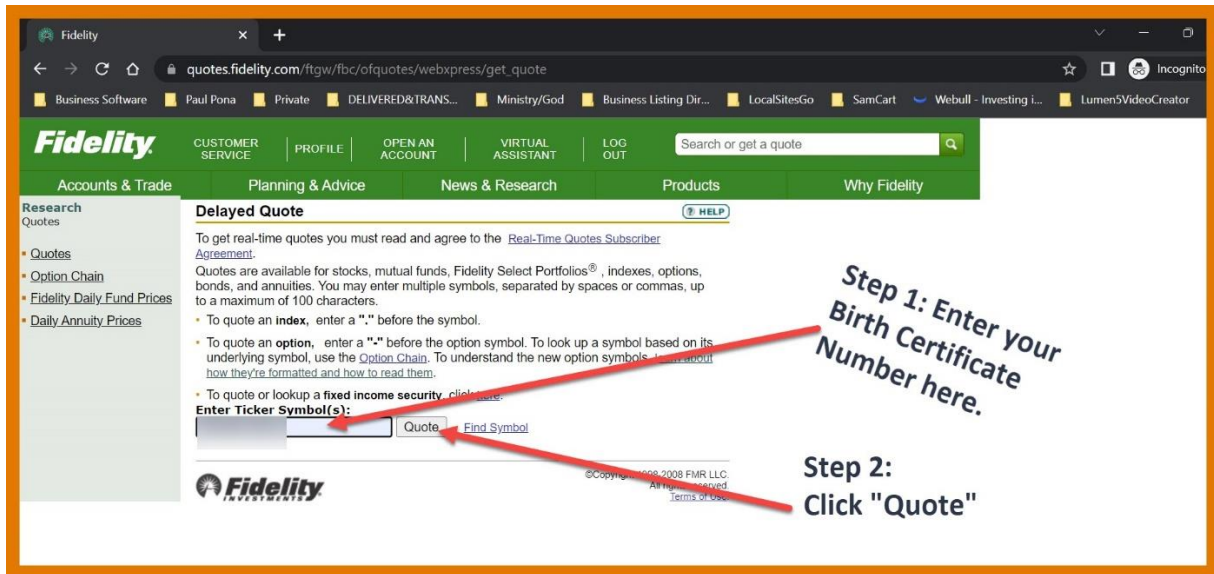
So, FIRST, try putting in your birth certificate number just as it shows on your birth certificate. Then hit the “Quote” button.

Some birth certificate numbers have dashes. So, try it with the dashes and if that doesn’t work, substitute the dashes with spaces.

Like I said, you may have to play with it a bit. Then hit the “Quote” button.

For example, my birth certificate number has a total of 10 numbers, and it has dashes between, but it didn’t work when I used the dashes. So, I put spaces in instead of dashes and it worked fine.

You may have to play with it a bit but yours will ultimately work, as well.



## Step 4:

After you hit the “Quote” button AND if your birth certificate numbers are entered correctly for Fidelity’s system, then you will end up at the screen below.

However, if you didn’t end up that the screen below, you’ll still need to play around with your birth certificate number.

**These two symbols were unknown - so forget about them**

**These two symbols are known and have value. So write them down and use one of them and move to the next step**

**Multiple Quotes**

To get real-time quotes you must read and agree to the [Real-Time Quotes Subscriber Agreement](#).

Quotes are available for stocks, mutual funds, Fidelity Select Portfolios®, indexes, options, bonds, and annuities. You may enter multiple symbols, separated by spaces or commas, up to a maximum of 100 characters.

- To quote an **index**, enter a "." before the symbol.
- To quote an **option**, enter a "-" before the option symbol. To look up a symbol based on its underlying symbol, use the [Option Chain](#). To understand the new option symbols, [learn about how they're formatted and how to read them](#).
- To quote or lookup a **fixed income security**, click [here](#).

Enter Ticker Symbol(s):

Scroll down or click on the symbol to see a detailed quote. Quotes are not automatically updated. The date and time of the quote is indicated in the As Of field.

SYMBOL	LAST	CHANGE	BID/NAV	ASK/POP	VOLUME	HIGH	LOW	DATE/TIME
1	Unknown symbol. You may <a href="#">lookup</a> the symbol.							
6	Unknown symbol. You may <a href="#">lookup</a> the symbol.							
F	23.00		23.00	23.88	N/A	N/A	N/A	
F	21.34	0.07	21.34	21.34	N/A	N/A	N/A	

Quotes are displayed by Date/Time in Eastern time. All Quotes are Delayed

## Step 5:

**Step 1: Take the symbol you wrote down and enter it in**

**Step 2: Click "Find Symbol" and move to the next step**

**Multiple Quotes**

To get real-time quotes you must read and agree to the [Real-Time Quotes Subscriber Agreement](#).

Quotes are available for stocks, mutual funds, Fidelity Select Portfolios®, indexes, options, bonds, and annuities. You may enter multiple symbols, separated by spaces or commas, up to a maximum of 100 characters.

- To quote an **index**, enter a "." before the symbol.
- To quote an **option**, enter a "-" before the option symbol. To look up a symbol based on its underlying symbol, use the [Option Chain](#). To understand the new option symbols, [learn about how they're formatted and how to read them](#).
- To quote or lookup a **fixed income security**, click [here](#).

Enter Ticker Symbol(s):

Scroll down or click on the symbol to see a detailed quote. Quotes are not automatically updated. The date and time of the quote is indicated in the As Of field.

SYMBOL	LAST	CHANGE	BID/NAV	ASK/POP	VOLUME	HIGH	LOW	DATE/TIME
1	Unknown symbol. You may <a href="#">lookup</a> the symbol.							
6	Unknown symbol. You may <a href="#">lookup</a> the symbol.							
F	23.00		23.00	23.88	N/A	N/A	N/A	
F	21.34	0.07	21.34	21.34	N/A	N/A	N/A	

Quotes are displayed by Date/Time in Eastern time. All Quotes are Delayed

## Step 6: And you will arrive at the screen shown below:

The screenshot shows the Fidelity 'Find Symbol' page. The browser address bar is `quotes.fidelity.com/mmnet/SymLookup.phtml?QUOTE_TYPE=D`. The page title is 'Find Symbol'. The search criteria are set to 'Mutual Fund' and 'Trading Symbol'. The search value is 'F'. The search button is labeled 'SEARCH'. The page lists the following information for a security:

- the full name of the security
- the trading symbol
- the CUSIP number
- the fund number

Click symbol for detailed quote:

NAME	SYMBOL	CUSIP /SEDOL	FUND NUMBER
FIDELITY BALANCED FUND		3	1

Warning: The security you entered is not recognized. Please verify the symbol and re-enter.

You can select an option from the dropdown list to search for **Fixed-income securities**:

Search for: Treasury Search

This information is provided for information purposes only and should not be used or construed as an indicator of future performance, an offer to sell, a solicitation of an offer to buy, or a recommendation for any security. Fidelity can not guarantee the suitability or potential value of any particular investment.

Annotations for Step 6:

- First: Change drop down to "Mutual"
- Second: Change Drop down to "Trading Symbol"
- Third: Put your Symbol here
- Fourth: Click "SEARCH"

## Step 7:

The screenshot shows the Fidelity 'Find Symbol' page. The browser address bar is `quotes.fidelity.com/mmnet/SymLookup.phtml?reqforlookup=REQUESTFORLOOKUP&productid=mmnet&isLoggedIn=mmnet&rows=50&for=f...`. The page title is 'Find Symbol'. The search criteria are set to 'Mutual Fund' and 'Security Name'. The search value is 'F'. The search button is labeled 'SEARCH'. The page lists the following information for a security:

- the full name of the security
- the trading symbol
- the CUSIP number
- the fund number

Click symbol for detailed quote:

NAME	SYMBOL	CUSIP /SEDOL	FUND NUMBER
FIDELITY BALANCED FUND		3	1

You can select an option from the dropdown list to search for **Fixed-income securities**:

Search for: Treasury Search

This information is provided for information purposes only and should not be used or construed as an indicator of future performance, an offer to sell, a solicitation of an offer to buy, or a recommendation for any security. Fidelity can not guarantee the suitability or potential value of any particular investment.

Annotations for Step 7:

- Here's your Symbol (Click the Symbol to reveal your NAV)
- Here's your CUSIP number
- Here's your fund number



## Step 8:

The screenshot shows the Fidelity website interface. The main content area displays a 'Delayed Mutual Fund Quote' for 'FIDELITY BALANCED FUND (FBALX)' as of 01/13/2023. The NAV is listed as 0.13. A red arrow points to the NAV value with the text 'Here's the NAV number'. Another red arrow points to the Offer Price (POP) with the text 'Many say the NAV number is the value of your CUSIP in Millions'. The website header includes navigation links like 'Accounts & Trade', 'Planning & Advice', 'News & Research', 'Products', and 'Why Fidelity'. The left sidebar has a 'Research' section with 'Quotes' selected.

# YAY! CONGRATULATIONS!

Now simply use the CUSIP to deal with your court case or whatever you are facing.

IF YOU'RE NOT SURE HOW TO USE YOUR CUSIP TO DEAL WITH A COURT CASE,  
PLEASE CONTACT ME

**My Email Address is:  
BradTipton@Yahoo.com**

**Brad Tipton  
bradtipton@yahoo.com**

CUSIP Checklist By Brad Tipton  
Questions? Contact brad at: [bradtipton@yahoo.com](mailto:bradtipton@yahoo.com)

