



MASTERS OF FOXHOUNDS ASSOCIATION  
OF NORTH AMERICA  
*Promote. Preserve. Protect.*

# Junior Hound Judging Program

## Guidelines, Protocol, Score Sheets



The MFHA Junior Pack Hound Judging Program teaches juniors about hound breed standards in a fun and educational way. Participants will practice decision making and reasoning skills while actively assessing foxhounds. Let's get our juniors more involved and empower their foxhunting and hound knowledge.

Junior Judges will:

- Learn about the standards of the Foxhound breeds
- Recognize good conformation and the basis for longstanding soundness
- Learn to evaluate and compare three different live hounds
- Learn proper terms when describing hound conformation
- Learn to make and defend decisions
- Learn to recognize quality in breed, condition of the animal, and willingness of the hound

What you need to host a Junior Hound Judging Program:

- Hound judging event, formal as a Hound or Puppy Show or informal like a kennel tour or Pony Club visit
- Three distinct hounds per class
- Three ways to distinguish hounds
- Juniors Judging Score sheets (attached)
- Send the MFHA the Juniors Names for The Pack Junior Decals [office@mfha.com](mailto:office@mfha.com)



MASTERS OF FOXHOUNDS ASSOCIATION  
OF NORTH AMERICA  
*Promote. Preserve. Protect.*

### Rules and Procedures for Junior Judging Class:

- Each class will be based on hound availability. There will be three dogs OR three bitches of the same breed in each junior judging class.
- Each hound will be defined by a number, ribbon color, or other distinguishing characteristic for identification purposes.
- Tip: Have a markedly superior hound and three other hounds with distinct issues. So as to allow the children to recognize and understand the different correct and incorrect points.
- The class will be conducted just as any other hound class, there will be movement as a group as well as for each individual hound.
- Prior to the start of judging, the huntsman will bring out a hound with desirable conformation points and show the juniors the exact points they are to be judging that day. The hound used for the demonstration may not be included in the junior judging class.
- The junior judges will view each hound, they are permitted to walk around and observe and take notes on each hound while it stands. \*No touching or physical contact with hounds is permitted by junior judges. This will be enforced and junior judges will be excused from the ring should contact be made. This is to protect participants and animals.
- Once each junior has made observations, taken notes and made placements, they may step to the side to complete the final rankings. They will then formally turn in their class rankings to the class official.
- Junior judges may keep notes he/she took on each hound, however they may not ask for the scorecards back after they are turned in. No exceptions.
- Not all judging contests are the same. The class may require written explanations or oral reasons to be given in different circumstances. The possible explanations and their format will be chosen at the time of the class by the officials.

### Junior Judge Decision Making: Tips

Comparing and deciding differences in hounds can be challenging.

To prepare for a judging class, each contestant has several opportunities to learn and practice making the same decisions that an official hound show judge would make at a show. The junior judge will look at each of the three hounds to determine which animal best matches the breed standards. The "perfect" hound is rare, the junior judge is tasked with recognizing faults and differences between the animals.

### The following steps are the process for deciding between three hounds:

1. Observe and watch each hound carefully, look for good points, get an overall impression of each animal and its personality.
2. Go through your list of criteria and check yes or no for each conformation point.
3. Tally the yes column and the no column for each hound.
4. A hound with all good confirmation boxes checked is your 1st place hound
5. The hound with the most incorrect conformation points checked is your third place hound.
6. If you think you have a tie, look again and reconsider your marks. There is a first place, second place, and third place.
7. Don't be influenced by others! Learn to trust your own judgement, everyone is learning and the official judgement will be made by experienced judges.



## Individual Hound Checklists and Placement Guide

<b>Collar Color-</b>	Yes	No
I. General Condition	Healthy Coat	
	Bright Eye	
	Happy Attitude	
	Proper Weight	
II. Feet	Even Toenails	
	Straight Feet	
	Tidy Feet	
III. Topline	Well-muscled	
	Even on both sides	
IV. Depth of Chest	Front View: One hand's width between front legs	
	Side View: Barrel meets point of elbow	

<b>Collar Color-</b>	Yes	No
I. General Condition	Healthy Coat	
	Bright Eye	
	Happy Attitude	
	Proper Weight	
II. Feet	Even Toenails	
	Straight Feet	
	Tidy Feet	
III. Topline	Well-muscled	
	Even on both sides	
IV. Depth of Chest	Front View: One hand's width between front legs	
	Side View: Barrel meets point of elbow	

<b>Collar Color-</b>	Yes	No
I. General Condition	Healthy Coat	
	Bright Eye	
	Happy Attitude	
	Proper Weight	
II. Feet	Even Toenails	
	Straight Feet	
	Tidy Feet	
III. Topline	Well-muscled	
	Even on both sides	
IV. Depth of Chest	Front View: One hand's width between front legs	
	Side View: Barrel meets point of elbow	



## Final Hound Placement Sheet

Junior Judge Name: \_\_\_\_\_

**1 place in class** : Hound Collar Color \_\_\_\_\_

Reason:

**2 place in class** : Hound Collar Color \_\_\_\_\_

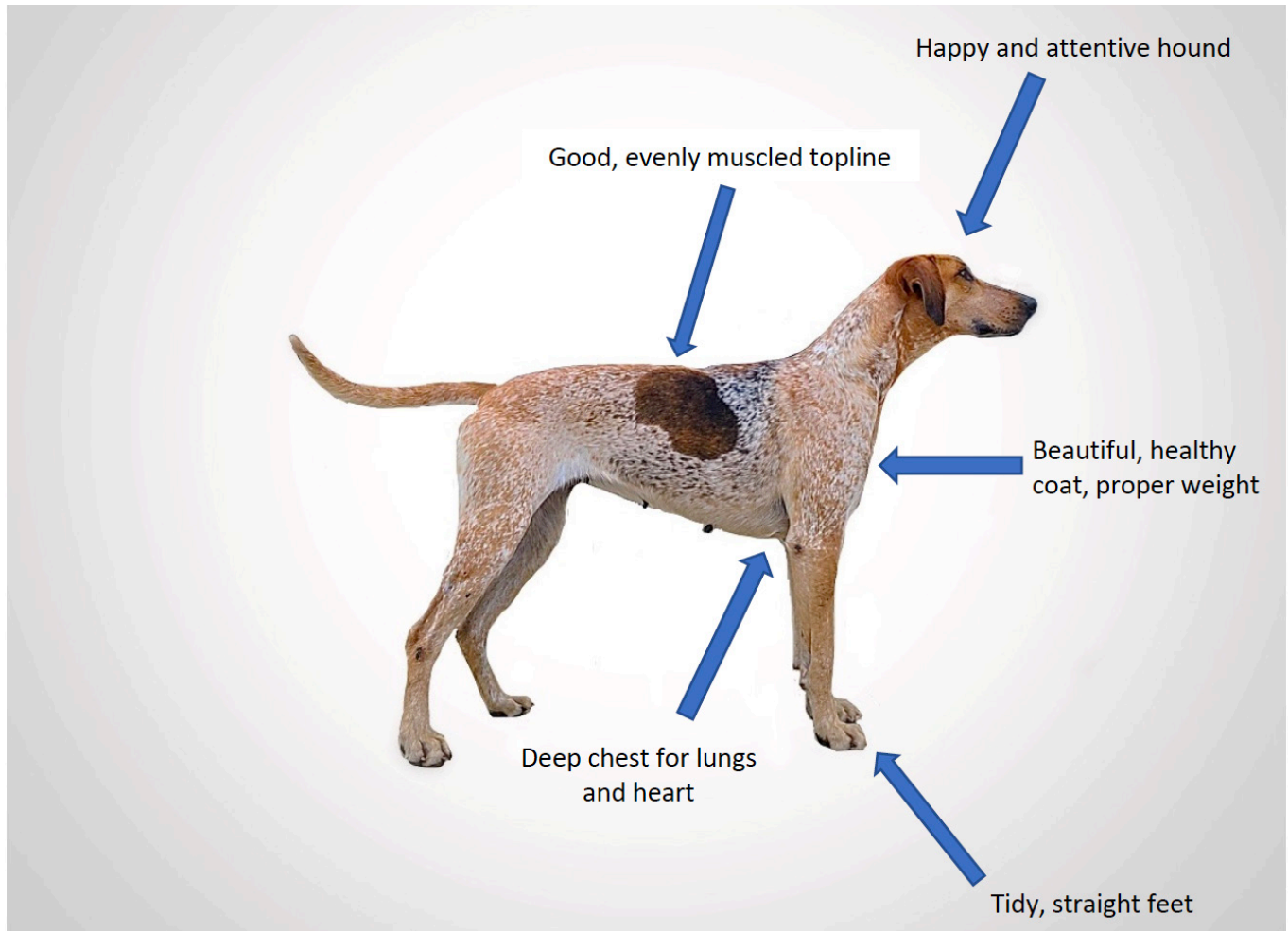
Reason:

**3 place in class** : Hound Collar Color \_\_\_\_\_

Reason:

\*All junior judges should be prepared to defend their hound ranking should the official ask for more information and reasoning of decisions in placement. Junior judges may refer to notes made on previous sheets before oral or written responses are made. Judges may not see hounds again. \*


## Foxhound Breed Standards- Basic Conformation Guide



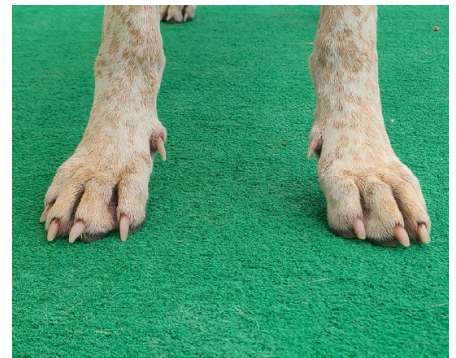
### Guide to Hound Feet



Good, tidy feet



Toes in



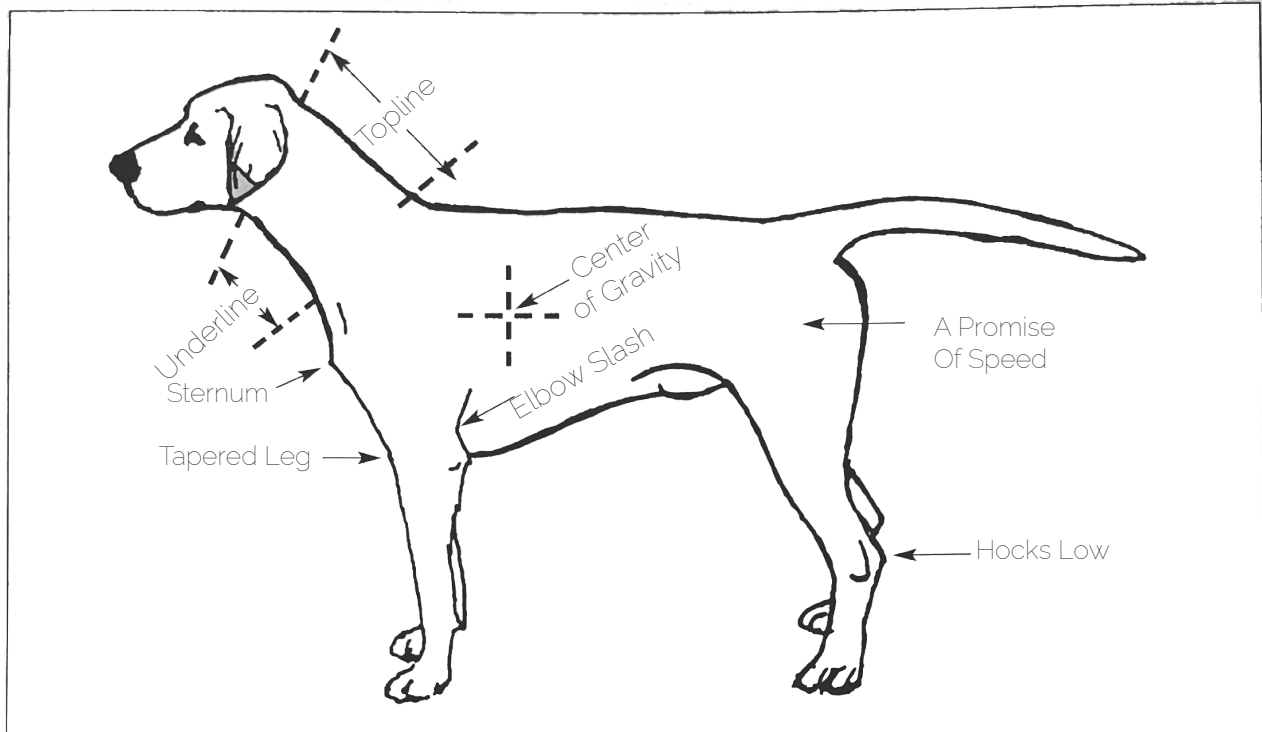
Toes out



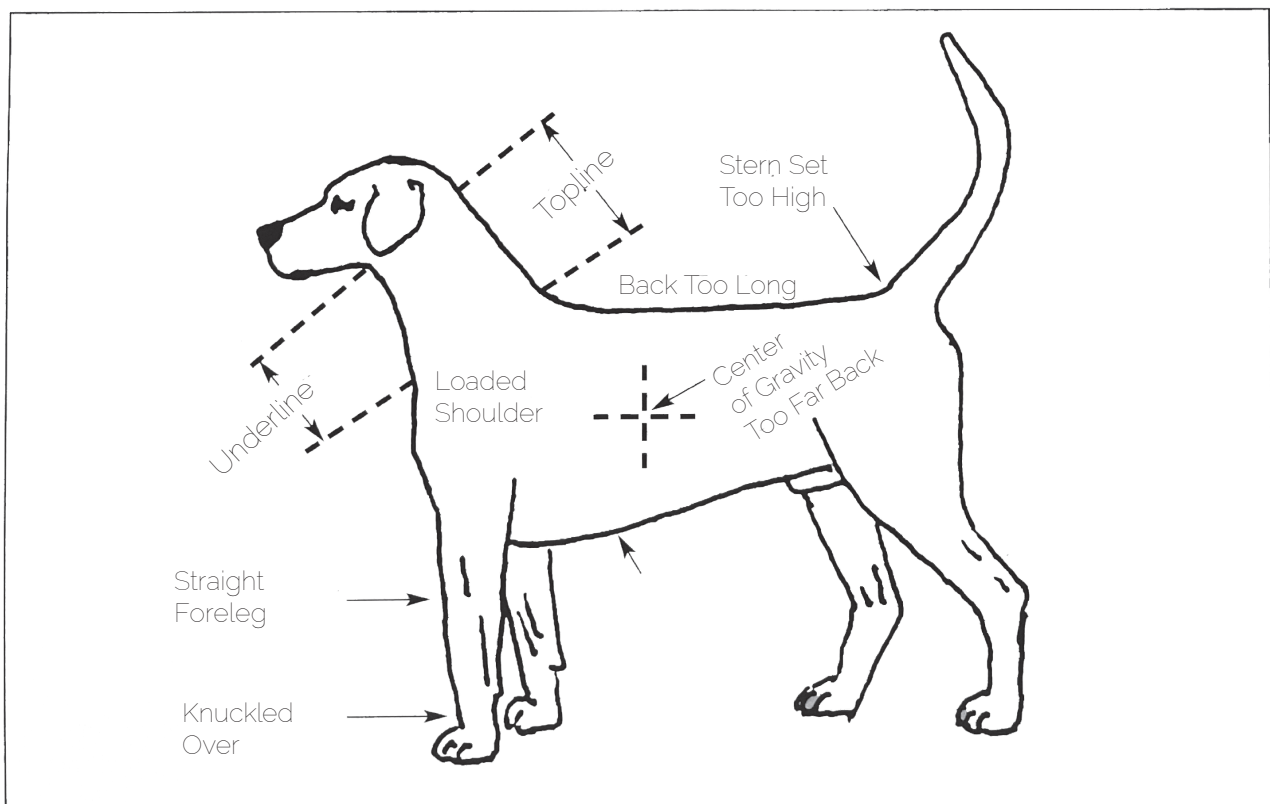


MASTERS OF FOXHOUNDS ASSOCIATION  
OF NORTH AMERICA  
*Promote. Preserve. Protect.*

## The Foxhound Breed Standards



A Good Well-Balanced Hound



A Bad Unsymmetrical Hound