

2022

BANGOR COMMUNITY FIRE DEPARTMENT ANNUAL REPORT





Message from The Fire Chief

The best leaders are humble enough to realize their victories depend upon their people - *John Maxwell*

2022 was filled with many wonderful community projects and events as we saw an end in sight to the global pandemic.

Our committed firefighters have continued to serve our community with dignity, pride, and tradition.

On behalf of all the members of the Bangor Community Fire Department, it is my pleasure to submit our 2023 Annual Report. Our department is filled with dedicated men and women who are committed to enhancing the safety of our community and quality of life in the Bangor Area.

This Report cannot possibly capture all their individual efforts but does represent an overview of their collective accomplishments.

-With the help of many sponsors and Bangor Public Schools our back-pack giveaway was the largest in the area giving away over 600 back-packs filled with school supplies.



- Maintained an active membership roster of 20 members

-Involved in numerous community events, which included:

- *Toys for Tots
- *Backpack giveaway
- *Supported 15 Families for Christmas
- *New LED sign to advertise events
- *Community July 4th celebration
- *3 Pancake Breakfasts

We are proud to be your fire department and look forward to hearing from you. If you have ideas about how we can better serve you, please contact me at 269-427-8980.

Thank You. Derek Babcock, Fire Chief

Fire Board Members

Chairman / Greg Myrkle – Arlington TWP

Trustee / Ralph Stelter – Bangor TWP

Vice Chairman / Don Noffke – Arlington TWP

Trustee / Dan Fry – Bangor City

Sec. & Treasurer / Lynne Farmer - Bangor City

Trustee / Bruce Thatcher – Bangor TWP

Bangor Community Fire Department Officers

Fire Chief / Derek Babcock

Asst. Chief / Steve Lowder

Capt. / Jim Ellis

Engineer / Shaun Eisner

Lt. / Alex Vandergalien

Safety Officer / Michael Stickels

Bangor Community Fire Department Firefighters

-Frank Florey

-Jennifer Warren

-Joe Vorva

-Mike Freislinger

-Brandon Brown

-Sean Davis

-Jesse Harris

-Michael Ferling

-Elijah Griffioen

-Lauren Kimbler

-Rachel Mejia

Probationary Members:

-Tyler Graham

-Fil Garcia

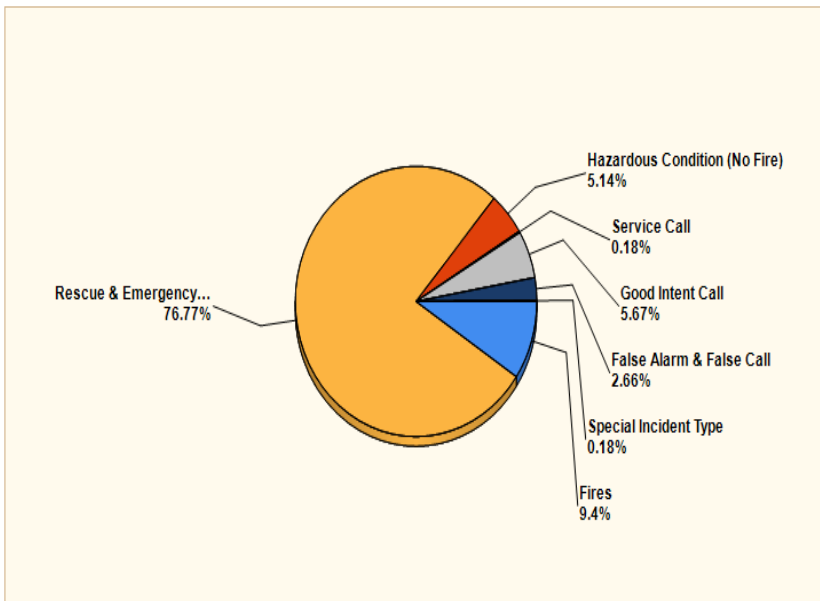
-Tim Tracy

-Jacob Florey

Auxiliary Members: Russell Ferling & Kevin Gruetzmacher

TOTAL CALLS FOR 2022

564



MAJOR INCIDENT TYPE	# INCIDENTS	% of TOTAL
Fires	53	9.4%
Rescue & Emergency Medical Service	433	76.77%
Hazardous Condition (No Fire)	29	5.14%
Service Call	1	0.18%
Good Intent Call	32	5.67%
False Alarm & False Call	15	2.66%
Special Incident Type	1	0.18%
TOTAL	564	100%

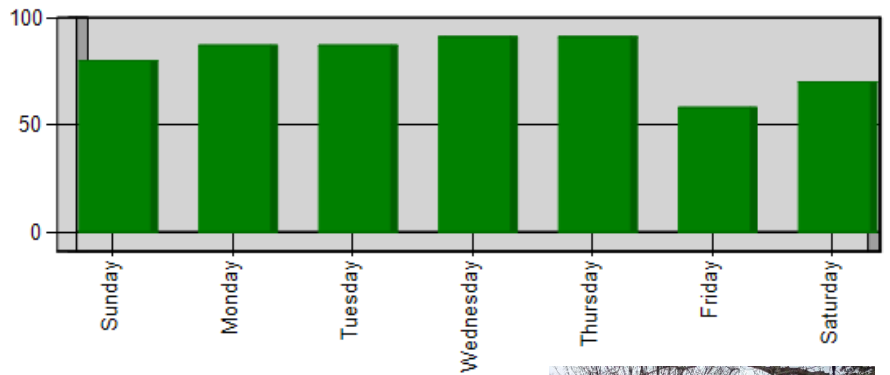


DAY OF THE WEEK	# INCIDENTS
Sunday	80
Monday	87
Tuesday	87
Wednesday	91
Thursday	91
Friday	58
Saturday	70

TOTAL 564

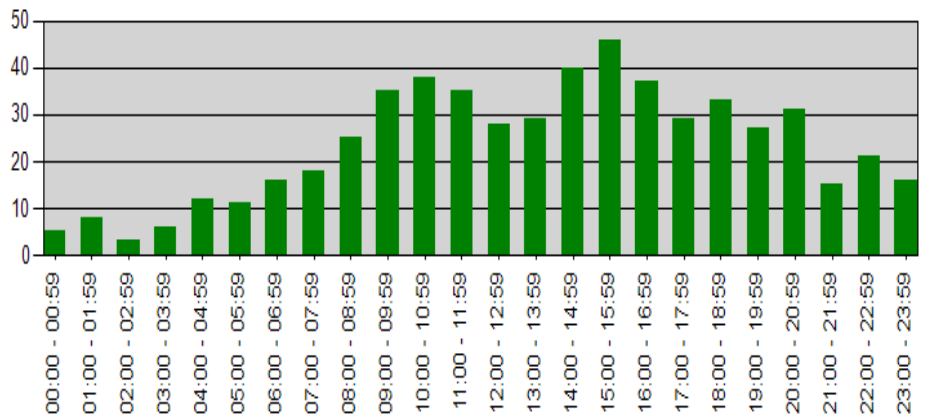


**INCIDENTS
DAY OF
THE
WEEK**

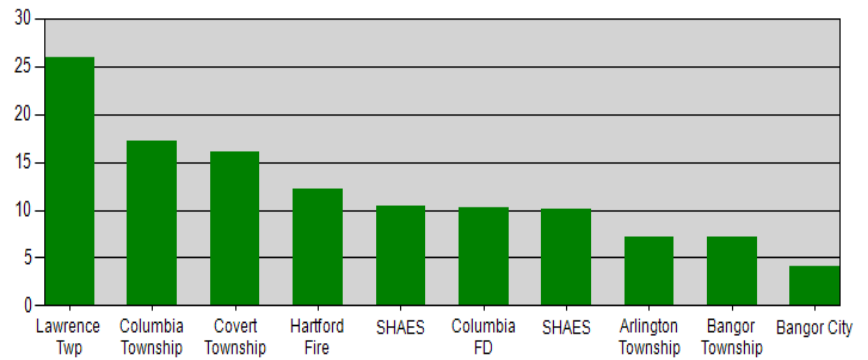


HOUR	# of CALLS
00:00 - 00:59	5
01:00 - 01:59	8
02:00 - 02:59	3
03:00 - 03:59	6
04:00 - 04:59	12
05:00 - 05:59	11
06:00 - 06:59	16
07:00 - 07:59	18
08:00 - 08:59	25
09:00 - 09:59	35
10:00 - 10:59	38
11:00 - 11:59	35
12:00 - 12:59	28
13:00 - 13:59	29
14:00 - 14:59	40
15:00 - 15:59	46
16:00 - 16:59	37
17:00 - 17:59	29
18:00 - 18:59	33
19:00 - 19:59	27
20:00 - 20:59	31
21:00 - 21:59	15
22:00 - 22:59	21
23:00 - 23:59	16

**INCIDENTS
BY HOUR
OF THE
DAY**



AGENCY	AVERAGE RESPONSE TIME MM:SS (Dispatch to Arrived)
Bangor Community Fire Department	6:34



Zone	AVERAGE RESPONSE TIME in minutes (Dispatch to Arrived)
Mutual Aid - Lawrence Twp	26:00
Mutual Aid - Columbia Township	17:19
Mutual Aid - Covert Township	16:02
Mutual Aid - Hartford Fire	12:18
Automatic Aid - SHAES	10:36
Automatic Aid - Columbia FD	10:22
Mutual Aid - SHAES	10:08
Arlington Township	7:15
Bangor Township	7:14
Bangor City - Bangor City	4:08

ZONE	# INCIDENTS
Arlington Township	116
Automatic Aid - Columbia FD	4
Automatic Aid - SHAES	4
Bangor City	226
Bangor Township	179
Mutual Aid - Covert Township	7
Mutual Aid - Columbia Township	10
Mutual Aid - Hartford Fire	8
Mutual Aid - Lawrence Twp	1
Mutual Aid - SHAES	9

TOTAL: 564

2022

Bangor Community Fire Department Yearly Call Totals Jan. 1, 2022 – Dec. 31, 2022 Meeting, and Training Numbers

<u>Members</u>	<u>Fire Calls</u>	<u>QR Calls</u>	<u>Meetings</u>	<u>Training Hours</u>
Derek Babcock	90	85	11	19.5
Brandon Brown	54	16	9	5
Sean Davis	33	44	0	0
Shaun Eisner	16	13	8	10
James Ellis	27	6	8	9
Mike Ferling	77	125	7	21.5
Frank Florey	31	41	2	5
Mike Freislinger	5	6	7	3
Fil Garcia	18	8	3	7
Elijah Griffioen	57	5	10	20.5
Jesse Harris	25	48	11	23.5
Lauren Kimbler	16	37	3	6
Steven Lowder	29	13	10	12
Rachael Mejia	63	64	11	22.5
Michael Stickles	52	46	9	17
Alex VanderGalien	108	237	10	22.5
Joe Vorva	39	16	10	13
Jennifer Warren	15	57	11	23.5
<u>Probationary as of 12/1/2022</u>				
Tyler Graham	8	4	9	10
Tim Tracy	7	0	1	0
Jacob Florey	23	18	1	0
<u>Auxiliary Members</u>				
Kevin Gruetzmacher	5	4	10	15.5
Russel Ferling	3	4	5	0

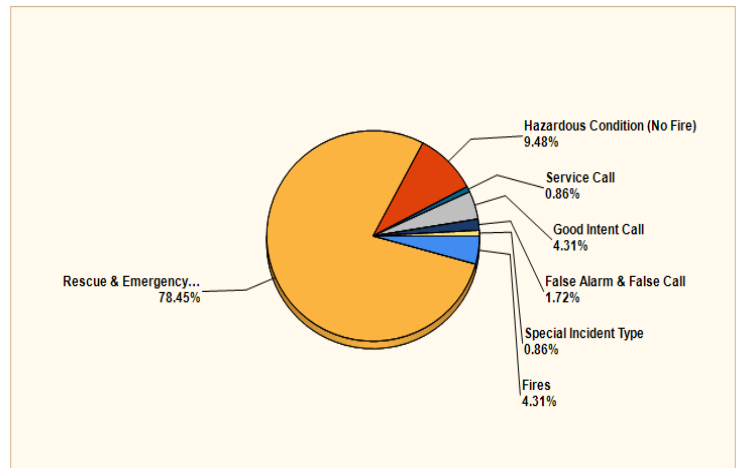
Detailed Breakdown by Incident Type		
INCIDENT TYPE	# INCIDENTS	% of TOTAL
100 - Fire, other	3	0.53%
111 - Building fire	37	6.56%
112 - Fires in structure other than in a building	1	0.18%
113 - Cooking fire, confined to container	2	0.35%
114 - Chimney or flue fire, confined to chimney or flue	2	0.35%
118 - Trash or rubbish fire, contained	1	0.18%
121 - Fire in mobile home used as residence	1	0.18%
122 - Fire in motor home, camper, recreational vehicle	1	0.18%
131 - Passenger vehicle fire	3	0.53%
141 - Forest, woods or wildland fire	1	0.18%
143 - Grass fire	1	0.18%
311 - Medical assist, assist EMS crew	5	0.89%
320 - Emergency medical service, other	1	0.18%
321 - EMS call, excluding vehicle accident with injury	391	69.33%
322 - Motor vehicle accident with injuries	15	2.66%
324 - Motor vehicle accident with no injuries.	20	3.55%
350 - Extrication, rescue, other	1	0.18%
400 - Hazardous condition, other	1	0.18%
412 - Gas leak (natural gas or LPG)	2	0.35%
424 - Carbon monoxide incident	2	0.35%
440 - Electrical wiring/equipment problem	10	1.77%
444 - Power line down	11	1.95%
445 - Arcing, shorted electrical equipment	3	0.53%
520 - Water problem, other	1	0.18%
600 - Good intent call, other	10	1.77%
611 - Dispatched & cancelled en route	17	3.01%
631 - Authorized controlled burning	2	0.35%
632 - Prescribed fire	1	0.18%
651 - Smoke scare, odor of smoke	1	0.18%
652 - Steam, vapor, fog or dust thought to be smoke	1	0.18%
700 - False alarm or false call, other	9	1.6%
730 - System malfunction, other	1	0.18%
735 - Alarm system sounded due to malfunction	1	0.18%
743 - Smoke detector activation, no fire - unintentional	2	0.35%
745 - Alarm system activation, no fire - unintentional	2	0.35%
911 - Citizen complaint	1	0.18%
TOTAL INCIDENTS:	564	100%

AID TYPE	TOTAL	% of TOTAL
Mutual aid received	2	0.4%
Automatic aid received	6	1.1%
Mutual aid given	20	3.5%
Automatic aid given	21	3.7%
None	515	91.3%



Arlington Township

MAJOR INCIDENT TYPE	# INCIDENTS	% of TOTAL
Fires	5	4.31%
Rescue & Emergency Medical Service	91	78.45%
Hazardous Condition (No Fire)	11	9.48%
Service Call	1	0.86%
Good Intent Call	5	4.31%
False Alarm & False Call	2	1.72%
Special Incident Type	1	0.86%
TOTAL	116	100%



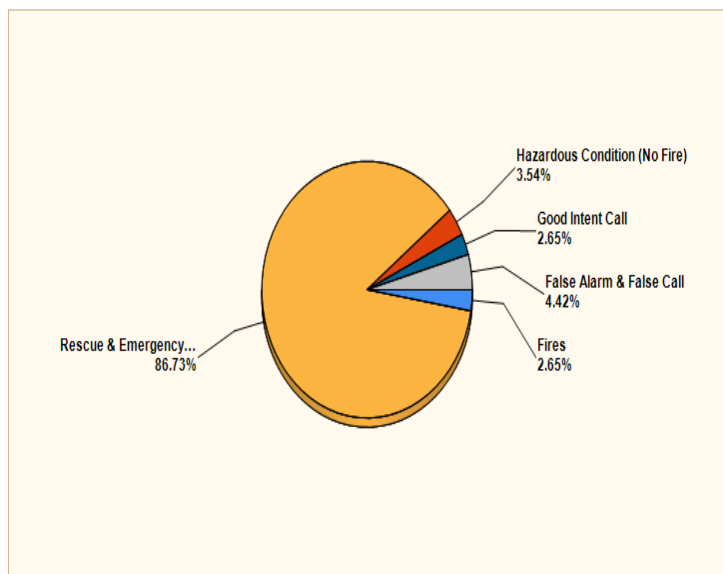
Detailed Breakdown by Incident Type		
INCIDENT TYPE	# INCIDENTS	% of TOTAL
111 - Building fire	4	3.45%
118 - Trash or rubbish fire, contained	1	0.86%
311 - Medical assist, assist EMS crew	2	1.72%
320 - Emergency medical service, other	1	0.86%
321 - EMS call, excluding vehicle accident with injury	78	67.24%
322 - Motor vehicle accident with injuries	5	4.31%
324 - Motor vehicle accident with no injuries.	5	4.31%
424 - Carbon monoxide incident	1	0.86%
440 - Electrical wiring/equipment problem, other	6	5.17%
444 - Power line down	3	2.59%
445 - Arcing, shorted electrical equipment	1	0.86%
520 - Water problem, other	1	0.86%
600 - Good intent call, other	1	0.86%
611 - Dispatched & cancelled en route	3	2.59%
631 - Authorized controlled burning	1	0.86%
730 - System malfunction, other	1	0.86%
743 - Smoke detector activation, no fire - unintentional	1	0.86%
911 - Citizen complaint	1	0.86%
TOTAL INCIDENTS:	116	100%



Barnsboro City

MAJOR INCIDENT TYPE	# INCIDENTS	% of TOTAL
Fires	6	2.65%
Rescue & Emergency Medical Service	196	86.73%
Hazardous Condition (No Fire)	8	3.54%
Good Intent Call	6	2.65%
False Alarm & False Call	10	4.42%
TOTAL	226	100%

Detailed Breakdown by Incident Type		
INCIDENT TYPE	# INCIDENTS	% of TOTAL
100 - Fire, other	2	0.88%
111 - Building fire	2	0.88%
113 - Cooking fire, confined to container	2	0.88%
321 - EMS call, excluding vehicle accident with injury	193	85.4%
322 - Motor vehicle accident with injuries	1	0.44%
324 - Motor vehicle accident with no injuries.	2	0.88%
412 - Gas leak (natural gas or LPG)	2	0.88%
440 - Electrical wiring/equipment problem, other	3	1.33%
444 - Power line down	3	1.33%
600 - Good intent call, other	3	1.33%
611 - Dispatched & cancelled en route	2	0.88%
651 - Smoke scare, odor of smoke	1	0.44%
700 - False alarm or false call, other	6	2.65%
735 - Alarm system sounded due to malfunction	1	0.44%
743 - Smoke detector activation, no fire - unintentional	1	0.44%
745 - Alarm system activation, no fire - unintentional	2	0.88%
TOTAL INCIDENTS:	226	100%

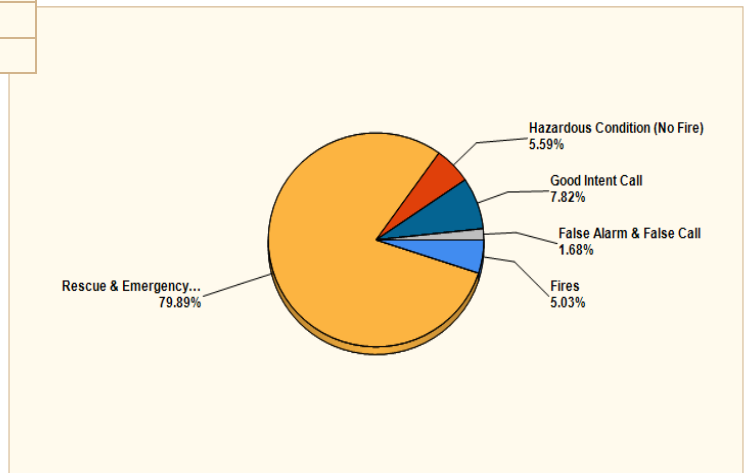




Detailed Breakdown by Incident Type		
INCIDENT TYPE	# INCIDENTS	% of TOTAL
111 - Building fire	3	1.68%
112 - Fires in structure other than in a building	1	0.56%
122 - Fire in motor home, camper, recreational vehicle	1	0.56%
131 - Passenger vehicle fire	3	1.68%
143 - Grass fire	1	0.56%
311 - Medical assist, assist EMS crew	2	1.12%
321 - EMS call, excluding vehicle accident with injury	120	67.04%
322 - Motor vehicle accident with injuries	8	4.47%
324 - Motor vehicle accident with no injuries.	13	7.26%
400 - Hazardous condition, other	1	0.56%
424 - Carbon monoxide incident	1	0.56%
440 - Electrical wiring/equipment problem, other	1	0.56%
444 - Power line down	5	2.79%
445 - Arcing, shorted electrical equipment	2	1.12%
600 - Good intent call, other	6	3.35%
611 - Dispatched & cancelled en route	5	2.79%
631 - Authorized controlled burning	1	0.56%
632 - Prescribed fire	1	0.56%
652 - Steam, vapor, fog or dust thought to be smoke	1	0.56%
700 - False alarm or false call, other	3	1.68%
TOTAL INCIDENTS:	179	100%

Bangor Township

MAJOR INCIDENT TYPE	# INCIDENTS	% of TOTAL
Fires	9	5.03%
Rescue & Emergency Medical Service	143	79.89%
Hazardous Condition (No Fire)	10	5.59%
Good Intent Call	14	7.82%
False Alarm & False Call	3	1.68%
TOTAL	179	100%



TRAINING AND COMMUNITY EVENTS



BANGOR COMMUNITY FIRE DEPT.



**SERVING
ARLINGTON TWP, BANGOR TWP,
CITY OF BANGOR**

THANK YOU

