

Aggregate Results Across FIs
New and Renewed Time Deposit Results

June 2023

| | Rate | Spread | % of Portfolio Booked This Month |
|-----------------|------|--------|--|
| Average | 4.06 | (1.23) | 10.69 |
| Minimum | 1.76 | (3.70) | 0.39 |
| 25th Percentile | 3.48 | (2.03) | 4.95 |
| 50th Percentile | 3.77 | (1.60) | 8.30 |
| 75th Percentile | 4.23 | (1.14) | 10.93 |
| Maximum | 5.21 | 0.10 | 18.49 |

As of 07/17/2023

Aggregate Results Across FIs
New and Renewed Time Deposit Results

May 2023

| | Rate | Spread | % of Portfolio Booked This Month |
|-----------------|------|--------|--|
| Average | 3.72 | (1.44) | 8.50 |
| Minimum | 1.69 | (3.68) | 1.42 |
| 25th Percentile | 3.36 | (1.85) | 4.65 |
| 50th Percentile | 3.76 | (1.42) | 7.27 |
| 75th Percentile | 4.14 | (1.01) | 11.21 |
| Maximum | 4.70 | (0.43) | 17.37 |

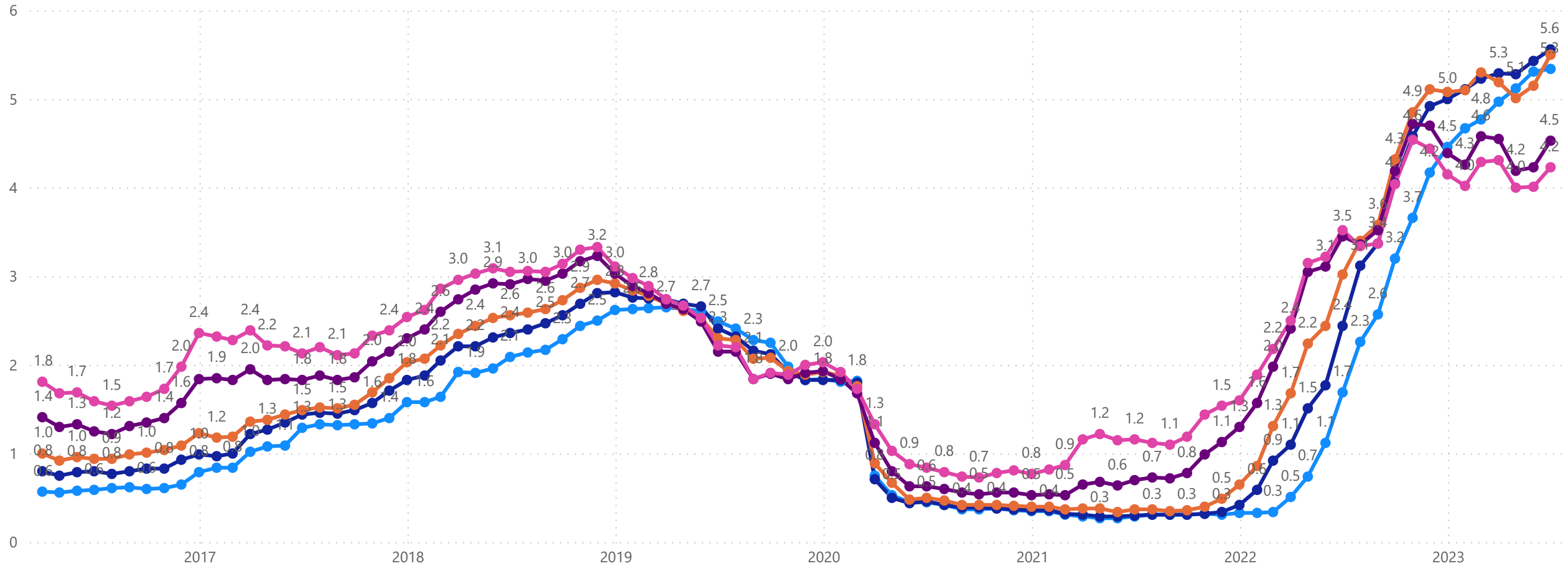
As of 06/26/2023

FHLB Des Moines Monthly Average Advanced Rates

From and To Dates

3/6/2016 6/30/2023

1 Month 6 Month 1 Year 3 Years 5 Years



Newly Booked CD Performance Report

Includes All Branches

| Renewal Status | Had Previous Term | | | | | No Previous Term | | | | | Total | | | | |
|----------------|-------------------|-------------|---------------------|--------------|----------------|------------------|-------------|----------------------|--------------|----------------|------------|-------------|----------------------|--------------|----------------|
| Term | Count | FHLB Rate | \$ Total | Average Rate | Average Spread | Count | FHLB Rate | \$ Total | Average Rate | Average Spread | Count | FHLB Rate | \$ Total | Average Rate | Average Spread |
| 1 | | | | | | 1 | 5.34 | 25,445.43 | 0.30 | -5.04 | 1 | 5.34 | 25,445.43 | 0.30 | -5.04 |
| 2 | 2 | 5.41 | 21,565.44 | 0.03 | -5.38 | | | | | | 2 | 5.41 | 21,565.44 | 0.03 | -5.38 |
| 3 | 9 | 5.46 | 654,156.39 | 0.68 | -4.78 | 3 | 5.46 | 2,268,268.06 | 4.39 | -1.07 | 12 | 5.46 | 2,922,424.45 | 3.56 | -1.90 |
| 5 | 1 | 5.53 | 5,200.00 | 0.35 | -5.18 | 1 | 5.53 | 100,000.00 | 4.84 | -0.69 | 2 | 5.53 | 105,200.00 | 4.62 | -0.91 |
| 6 | 25 | 5.56 | 350,225.20 | 0.96 | -4.60 | 18 | 5.56 | 1,900,139.99 | 4.76 | -0.80 | 43 | 5.56 | 2,250,365.19 | 4.17 | -1.39 |
| 7 | | | | | | 1 | 5.58 | 2,186.52 | 4.82 | -0.76 | 1 | 5.58 | 2,186.52 | 4.82 | -0.76 |
| 8 | 4 | 5.57 | 31,469.58 | 4.97 | -0.60 | 5 | 5.57 | 160,000.00 | 4.97 | -0.60 | 9 | 5.57 | 191,469.58 | 4.97 | -0.60 |
| 9 | 32 | 5.56 | 694,272.09 | 4.02 | -1.54 | 31 | 5.56 | 3,762,218.01 | 4.67 | -0.89 | 63 | 5.56 | 4,456,490.10 | 4.56 | -1.00 |
| 11 | | | | | | 1 | 5.54 | 240,000.00 | 3.94 | -1.60 | 1 | 5.54 | 240,000.00 | 3.94 | -1.60 |
| 12 | 104 | 5.50 | 3,745,473.93 | 2.71 | -2.79 | 61 | 5.50 | 6,163,745.42 | 4.38 | -1.12 | 165 | 5.50 | 9,909,219.35 | 3.75 | -1.75 |
| 15 | 31 | 5.35 | 1,573,667.35 | 4.02 | -1.32 | 18 | 5.35 | 1,290,916.26 | 3.85 | -1.50 | 49 | 5.35 | 2,864,583.61 | 3.94 | -1.40 |
| 18 | 36 | 5.19 | 1,166,286.39 | 0.44 | -4.75 | 3 | 5.19 | 20,464.39 | 3.77 | -1.42 | 39 | 5.19 | 1,186,750.78 | 0.50 | -4.69 |
| 24 | 14 | 4.93 | 389,884.74 | 0.45 | -4.48 | 1 | 4.93 | 22,200.00 | 2.79 | -2.14 | 15 | 4.93 | 412,084.74 | 0.58 | -4.35 |
| 36 | 5 | 4.53 | 45,585.99 | 0.60 | -3.93 | | | | | | 5 | 4.53 | 45,585.99 | 0.60 | -3.93 |
| 48 | 4 | 4.37 | 49,116.18 | 1.76 | -2.61 | | | | | | 4 | 4.37 | 49,116.18 | 1.76 | -2.61 |
| 60 | 13 | 4.23 | 153,555.18 | 1.45 | -2.78 | | | | | | 13 | 4.23 | 153,555.18 | 1.45 | -2.78 |
| Total | 280 | 5.33 | 8,880,458.46 | 2.39 | -2.94 | 144 | 5.49 | 15,955,584.08 | 4.44 | -1.05 | 424 | 5.39 | 24,836,042.54 | 3.71 | -1.68 |

Average Spread Weighted by Dollars-Months

| Had Previous Term | No Previous Term | Total |
|-------------------|------------------|--------------|
| -2.98 | -1.10 | -1.94 |

Average Months to Maturity

| Had Previous Term | No Previous Term | Total |
|-------------------|------------------|--------------|
| 13.82 | 9.45 | 11.01 |

Percent of the Total

| Had Previous Term | No Previous Term | Had Previous Term | No Previous Term |
|-------------------|------------------|-------------------|------------------|
| \$ | Count | \$ | Count |
| 35.76% | 66.04% | 64.24% | 33.96% |

Newly Booked CD by Branch

| RenewalStatus | Had Previous Term | | | | | No Previous Term | | | | | Total | | | | |
|---------------|-------------------|-------------|---------------------|--------------|----------------|------------------|-------------|----------------------|--------------|----------------|------------|-------------|----------------------|--------------|----------------|
| Branch Number | Count | FHLB Rate | \$ Total | Average Rate | Average Spread | Count | FHLB Rate | \$ Total | Average Rate | Average Spread | Count | FHLB Rate | \$ Total | Average Rate | Average Spread |
| ⊕ 101 | 30 | 5.21 | 475,210.49 | 2.43 | -2.79 | 6 | 5.44 | 483,445.43 | 3.90 | -1.55 | 36 | 5.25 | 958,655.92 | 3.17 | -2.08 |
| ⊕ 102 | 18 | 5.37 | 573,591.38 | 1.66 | -3.70 | 2 | 5.50 | 110,000.00 | 4.41 | -1.09 | 20 | 5.38 | 683,591.38 | 2.11 | -3.27 |
| ⊕ 103 | 44 | 5.40 | 1,457,127.79 | 2.21 | -3.19 | 22 | 5.50 | 3,304,636.49 | 4.44 | -1.07 | 66 | 5.43 | 4,761,764.28 | 3.75 | -1.68 |
| ⊕ 104 | 15 | 5.42 | 792,359.87 | 1.37 | -4.04 | 9 | 5.45 | 1,174,647.32 | 4.19 | -1.26 | 24 | 5.43 | 1,967,007.19 | 3.05 | -2.38 |
| ⊕ 105 | 11 | 5.19 | 373,406.48 | 4.03 | -1.16 | 6 | 5.46 | 210,941.76 | 4.73 | -0.73 | 17 | 5.29 | 584,348.24 | 4.28 | -1.00 |
| ⊕ 107 | 4 | 5.43 | 334,333.34 | 0.51 | -4.92 | 1 | 5.35 | 15,000.00 | 2.98 | -2.37 | 5 | 5.41 | 349,333.34 | 0.61 | -4.80 |
| ⊕ 108 | 1 | 5.19 | 226,890.01 | 0.40 | -4.79 | 3 | 5.51 | 590,000.00 | 4.37 | -1.14 | 4 | 5.43 | 816,890.01 | 3.27 | -2.16 |
| ⊕ 110 | | | | | | 2 | 5.53 | 285,000.00 | 4.83 | -0.70 | 2 | 5.53 | 285,000.00 | 4.83 | -0.70 |
| ⊕ 201 | 39 | 5.32 | 920,311.42 | 1.37 | -3.95 | 7 | 5.54 | 2,221,717.06 | 4.77 | -0.77 | 46 | 5.36 | 3,142,028.48 | 3.78 | -1.58 |
| ⊕ 203 | 28 | 5.37 | 957,429.39 | 1.29 | -4.08 | 9 | 5.53 | 337,500.00 | 4.49 | -1.04 | 37 | 5.41 | 1,294,929.39 | 2.12 | -3.28 |
| ⊕ 204 | 5 | 5.31 | 39,678.30 | 0.40 | -4.91 | | | | | | 5 | 5.31 | 39,678.30 | 0.40 | -4.91 |
| ⊕ 206 | | | | | | 3 | 5.56 | 1,100,000.00 | 4.94 | -0.62 | 3 | 5.56 | 1,100,000.00 | 4.94 | -0.62 |
| ⊕ 208 | | | | | | 6 | 5.49 | 675,000.00 | 4.55 | -0.94 | 6 | 5.49 | 675,000.00 | 4.55 | -0.94 |
| ⊕ 211 | 1 | 4.23 | 25,000.00 | 0.80 | -3.43 | 2 | 5.50 | 275,000.00 | 4.56 | -0.94 | 3 | 5.08 | 300,000.00 | 4.25 | -0.83 |
| ⊕ 213 | 36 | 5.32 | 572,705.37 | 3.39 | -1.94 | 32 | 5.50 | 2,179,743.65 | 4.34 | -1.16 | 68 | 5.41 | 2,752,449.02 | 4.14 | -1.26 |
| ⊕ 301 | 14 | 5.38 | 591,805.38 | 4.59 | -0.79 | 3 | 5.45 | 35,000.00 | 4.19 | -1.26 | 17 | 5.39 | 626,805.38 | 4.57 | -0.82 |
| ⊕ 302 | 11 | 5.42 | 304,898.11 | 1.70 | -3.72 | 5 | 5.50 | 951,681.04 | 4.75 | -0.76 | 16 | 5.44 | 1,256,579.15 | 4.01 | -1.44 |
| ⊕ 303 | 7 | 5.38 | 74,373.46 | 0.40 | -4.98 | 5 | 5.41 | 153,012.84 | 4.61 | -0.80 | 12 | 5.39 | 227,386.30 | 3.23 | -2.16 |
| ⊕ 304 | 15 | 5.33 | 1,156,583.40 | 4.61 | -0.72 | 18 | 5.51 | 1,718,990.43 | 4.22 | -1.29 | 33 | 5.43 | 2,875,573.83 | 4.37 | -1.05 |
| ⊕ 305 | 1 | 4.93 | 4,754.27 | 0.45 | -4.48 | 3 | 5.38 | 134,268.06 | 0.09 | -5.30 | 4 | 5.27 | 139,022.33 | 0.10 | -5.17 |
| Total | 280 | 5.33 | 8,880,458.46 | 2.39 | -2.94 | 144 | 5.49 | 15,955,584.08 | 4.44 | -1.05 | 424 | 5.39 | 24,836,042.54 | 3.71 | -1.68 |

Newly Booked CD by Branch

| RenewalStatus Branch Number | Had Previous Term | | | | | No Previous Term | | | | | Total | | | | |
|--------------------------------|-------------------|-------------|---------------------|--------------|----------------|------------------|-------------|----------------------|--------------|----------------|------------|-------------|----------------------|--------------|----------------|
| | Count | FHLB Rate | \$ Total | Average Rate | Average Spread | Count | FHLB Rate | \$ Total | Average Rate | Average Spread | Count | FHLB Rate | \$ Total | Average Rate | Average Spread |
| 101 | 30 | 5.21 | 475,210.49 | 2.43 | -2.79 | 6 | 5.44 | 483,445.43 | 3.90 | -1.55 | 36 | 5.25 | 958,655.92 | 3.17 | |
| CDars | | | | | | 1 | 5.34 | 25,445.43 | 0.30 | -5.04 | 1 | 5.34 | 25,445.43 | 0.30 | |
| Retail | 30 | 5.21 | 475,210.49 | 2.43 | -2.79 | 5 | 5.46 | 458,000.00 | 4.10 | -1.37 | 35 | 5.25 | 933,210.49 | 3.25 | |
| 102 | 18 | 5.37 | 573,591.38 | 1.66 | -3.70 | 2 | 5.50 | 110,000.00 | 4.41 | -1.09 | 20 | 5.38 | 683,591.38 | 2.11 | |
| Retail | 18 | 5.37 | 573,591.38 | 1.66 | -3.70 | 2 | 5.50 | 110,000.00 | 4.41 | -1.09 | 20 | 5.38 | 683,591.38 | 2.11 | |
| 103 | 44 | 5.40 | 1,457,127.79 | 2.21 | -3.19 | 22 | 5.50 | 3,304,636.49 | 4.44 | -1.07 | 66 | 5.43 | 4,761,764.28 | 3.75 | |
| MO Linked Deposits | | | | | | 1 | 5.46 | 2,000,000.00 | 4.59 | -0.87 | 1 | 5.46 | 2,000,000.00 | 4.59 | |
| Retail | 44 | 5.40 | 1,457,127.79 | 2.21 | -3.19 | 21 | 5.51 | 1,304,636.49 | 4.20 | -1.31 | 65 | 5.43 | 2,761,764.28 | 3.15 | |
| 104 | 15 | 5.42 | 792,359.87 | 1.37 | -4.04 | 9 | 5.45 | 1,174,647.32 | 4.19 | -1.26 | 24 | 5.43 | 1,967,007.19 | 3.05 | |
| Retail | 15 | 5.42 | 792,359.87 | 1.37 | -4.04 | 9 | 5.45 | 1,174,647.32 | 4.19 | -1.26 | 24 | 5.43 | 1,967,007.19 | 3.05 | |
| 105 | 11 | 5.19 | 373,406.48 | 4.03 | -1.16 | 6 | 5.46 | 210,941.76 | 4.73 | -0.73 | 17 | 5.29 | 584,348.24 | 4.28 | |
| Public Funds | 1 | 5.50 | 205,552.83 | 4.73 | -0.77 | | | | | | 1 | 5.50 | 205,552.83 | 4.73 | |
| Retail | 10 | 5.16 | 167,853.65 | 3.18 | -1.98 | 6 | 5.46 | 210,941.76 | 4.73 | -0.73 | 16 | 5.27 | 378,795.41 | 4.04 | |
| 107 | 4 | 5.43 | 334,333.34 | 0.51 | -4.92 | 1 | 5.35 | 15,000.00 | 2.98 | -2.37 | 5 | 5.41 | 349,333.34 | 0.61 | |
| Retail | 4 | 5.43 | 334,333.34 | 0.51 | -4.92 | 1 | 5.35 | 15,000.00 | 2.98 | -2.37 | 5 | 5.41 | 349,333.34 | 0.61 | |
| 108 | 1 | 5.19 | 226,890.01 | 0.40 | -4.79 | 3 | 5.51 | 590,000.00 | 4.37 | -1.14 | 4 | 5.43 | 816,890.01 | 3.27 | |
| Retail | 1 | 5.19 | 226,890.01 | 0.40 | -4.79 | 3 | 5.51 | 590,000.00 | 4.37 | -1.14 | 4 | 5.43 | 816,890.01 | 3.27 | |
| 110 | | | | | | 2 | 5.53 | 285,000.00 | 4.83 | -0.70 | 2 | 5.53 | 285,000.00 | 4.83 | |
| Retail | | | | | | 2 | 5.53 | 285,000.00 | 4.83 | -0.70 | 2 | 5.53 | 285,000.00 | 4.83 | |
| 201 | 39 | 5.32 | 920,311.42 | 1.37 | -3.95 | 7 | 5.54 | 2,221,717.06 | 4.77 | -0.77 | 46 | 5.36 | 3,142,028.48 | 3.78 | |
| Public Funds | | | | | | 1 | 5.50 | 61,788.11 | 4.97 | -0.53 | 1 | 5.50 | 61,788.11 | 4.97 | |
| Retail | 39 | 5.32 | 920,311.42 | 1.37 | -3.95 | 6 | 5.55 | 2,159,928.95 | 4.77 | -0.78 | 45 | 5.35 | 3,080,240.37 | 3.75 | |
| 203 | 28 | 5.37 | 957,429.39 | 1.29 | -4.08 | 9 | 5.53 | 337,500.00 | 4.49 | -1.04 | 37 | 5.41 | 1,294,929.39 | 2.12 | |
| Retail | 28 | 5.37 | 957,429.39 | 1.29 | -4.08 | 9 | 5.53 | 337,500.00 | 4.49 | -1.04 | 37 | 5.41 | 1,294,929.39 | 2.12 | |
| 204 | 5 | 5.31 | 39,678.30 | 0.40 | -4.91 | | | | | | 5 | 5.31 | 39,678.30 | 0.40 | |
| Retail | 5 | 5.31 | 39,678.30 | 0.40 | -4.91 | | | | | | 5 | 5.31 | 39,678.30 | 0.40 | |
| 206 | | | | | | 3 | 5.56 | 1,100,000.00 | 4.94 | -0.62 | 3 | 5.56 | 1,100,000.00 | 4.94 | |
| Retail | | | | | | 3 | 5.56 | 1,100,000.00 | 4.94 | -0.62 | 3 | 5.56 | 1,100,000.00 | 4.94 | |
| 208 | | | | | | 6 | 5.49 | 675,000.00 | 4.55 | -0.94 | 6 | 5.49 | 675,000.00 | 4.55 | |
| Retail | | | | | | 6 | 5.49 | 675,000.00 | 4.55 | -0.94 | 6 | 5.49 | 675,000.00 | 4.55 | |
| 211 | 1 | 4.23 | 25,000.00 | 0.80 | -3.43 | 2 | 5.50 | 275,000.00 | 4.56 | -0.94 | 3 | 5.08 | 300,000.00 | 4.25 | |
| Retail | 1 | 4.23 | 25,000.00 | 0.80 | -3.43 | 2 | 5.50 | 275,000.00 | 4.56 | -0.94 | 3 | 5.08 | 300,000.00 | 4.25 | |
| 213 | 36 | 5.32 | 572,705.37 | 3.39 | -1.94 | 32 | 5.50 | 2,179,743.65 | 4.34 | -1.16 | 68 | 5.41 | 2,752,449.02 | 4.14 | |
| Retail | 36 | 5.32 | 572,705.37 | 3.39 | -1.94 | 32 | 5.50 | 2,179,743.65 | 4.34 | -1.16 | 68 | 5.41 | 2,752,449.02 | 4.14 | |
| 301 | 14 | 5.38 | 591,805.38 | 4.59 | -0.79 | 3 | 5.45 | 35,000.00 | 4.19 | -1.26 | 17 | 5.39 | 626,805.38 | 4.57 | |
| Retail | 14 | 5.38 | 591,805.38 | 4.59 | -0.79 | 3 | 5.45 | 35,000.00 | 4.19 | -1.26 | 17 | 5.39 | 626,805.38 | 4.57 | |
| 302 | 11 | 5.42 | 304,898.11 | 1.70 | -3.72 | 5 | 5.50 | 951,681.04 | 4.75 | -0.76 | 16 | 5.44 | 1,256,579.15 | 4.01 | |
| CDars | | | | | | 1 | 5.50 | 150,000.00 | 3.01 | -2.49 | 1 | 5.50 | 150,000.00 | 3.01 | |
| Retail | 11 | 5.42 | 304,898.11 | 1.70 | -3.72 | 4 | 5.51 | 801,681.04 | 5.07 | -0.43 | 15 | 5.44 | 1,106,579.15 | 4.14 | |
| 303 | 7 | 5.38 | 74,373.46 | 0.40 | -4.98 | 5 | 5.41 | 153,012.84 | 4.61 | -0.80 | 12 | 5.39 | 227,386.30 | 3.23 | |
| Retail | 7 | 5.38 | 74,373.46 | 0.40 | -4.98 | 5 | 5.41 | 153,012.84 | 4.61 | -0.80 | 12 | 5.39 | 227,386.30 | 3.23 | |
| 304 | 15 | 5.33 | 1,156,583.40 | 4.61 | -0.72 | 18 | 5.51 | 1,718,990.43 | 4.22 | -1.29 | 33 | 5.43 | 2,875,573.83 | 4.37 | |
| MO Linked Deposits | | | | | | 2 | 5.50 | 233,000.00 | 1.34 | -4.16 | 2 | 5.50 | 233,000.00 | 1.34 | |
| Public Funds | 2 | 5.42 | 955,318.78 | 5.15 | -0.27 | | | | | | 2 | 5.42 | 955,318.78 | 5.15 | |
| Retail | 13 | 5.31 | 201,264.62 | 2.03 | -3.28 | 16 | 5.51 | 1,485,990.43 | 4.67 | -0.84 | 29 | 5.42 | 1,687,255.05 | 4.35 | |
| 305 | 1 | 4.93 | 4,754.27 | 0.45 | -4.48 | 3 | 5.38 | 134,268.06 | 0.09 | -5.30 | 4 | 5.27 | 139,022.33 | 0.10 | |
| Retail | 1 | 4.93 | 4,754.27 | 0.45 | -4.48 | 3 | 5.38 | 134,268.06 | 0.09 | -5.30 | 4 | 5.27 | 139,022.33 | 0.10 | |
| Total | 280 | 5.33 | 8,880,458.46 | 2.39 | -2.94 | 144 | 5.49 | 15,955,584.08 | 4.44 | -1.05 | 424 | 5.39 | 24,836,042.54 | 3.71 | |

Newly Booked CD by Branch Details

Average Spread Weighted by Dollar Months

| Branch | Had Previous Term | No Previous Term | Total |
|--------|-------------------|------------------|--------------|
| 101 | -2.78 | -1.49 | -2.27 |
| 102 | -3.58 | -1.09 | -3.09 |
| 103 | -2.53 | -1.19 | -1.78 |
| 104 | -4.07 | -1.32 | -2.43 |
| 105 | -1.95 | -0.74 | -1.59 |
| 107 | -4.98 | -2.37 | -4.84 |
| 108 | -4.79 | -1.13 | -2.50 |
| 110 | | -0.76 | -0.76 |
| 201 | -4.12 | -0.73 | -2.04 |
| 203 | -4.22 | -0.94 | -3.73 |
| 204 | -4.96 | | -4.96 |
| 206 | | -0.62 | -0.62 |
| 208 | | -0.99 | -0.99 |
| 211 | -3.43 | -0.94 | -1.72 |
| 213 | -2.29 | -1.14 | -1.43 |
| 301 | -0.76 | -1.24 | -0.79 |
| 302 | -3.67 | -1.00 | -2.07 |
| 303 | -5.07 | -0.90 | -2.23 |
| 304 | -0.91 | -1.48 | -1.21 |
| 305 | -4.48 | -5.20 | -5.09 |

Average Spread Weighted by Dollar Months

| Branch | Had Previous Term | No Previous Term | Total |
|--------|-------------------|------------------|--------------|
| 305 | -4.48 | -5.20 | -5.09 |
| 204 | -4.96 | | -4.96 |
| 107 | -4.98 | -2.37 | -4.84 |
| 203 | -4.22 | -0.94 | -3.73 |
| 102 | -3.58 | -1.09 | -3.09 |
| 108 | -4.79 | -1.13 | -2.50 |
| 104 | -4.07 | -1.32 | -2.43 |
| 101 | -2.78 | -1.49 | -2.27 |
| 303 | -5.07 | -0.90 | -2.23 |
| 302 | -3.67 | -1.00 | -2.07 |
| 201 | -4.12 | -0.73 | -2.04 |
| 103 | -2.53 | -1.19 | -1.78 |
| 211 | -3.43 | -0.94 | -1.72 |
| 105 | -1.95 | -0.74 | -1.59 |
| 213 | -2.29 | -1.14 | -1.43 |
| 304 | -0.91 | -1.48 | -1.21 |
| 208 | | -0.99 | -0.99 |
| 301 | -0.76 | -1.24 | -0.79 |
| 110 | | -0.76 | -0.76 |
| 206 | | -0.62 | -0.62 |

Average Months to Maturity

| Branch | Had Previous Term | No Previous Term | Total |
|--------|-------------------|------------------|--------------|
| 101 | 14.08 | 9.25 | 11.65 |
| 102 | 9.35 | 12.00 | 9.78 |
| 103 | 10.84 | 6.15 | 7.58 |
| 104 | 12.23 | 12.22 | 12.22 |
| 105 | 17.01 | 12.78 | 15.48 |
| 107 | 12.03 | 15.00 | 12.16 |
| 108 | 18.00 | 11.59 | 13.37 |
| 110 | | 7.05 | 7.05 |
| 201 | 15.60 | 10.30 | 11.85 |
| 203 | 16.45 | 8.15 | 14.28 |
| 204 | 14.05 | | 14.05 |
| 206 | | 9.00 | 9.00 |
| 208 | | 10.96 | 10.96 |
| 211 | 60.00 | 12.00 | 16.00 |
| 213 | 15.19 | 11.77 | 12.48 |
| 301 | 14.88 | 13.71 | 14.81 |
| 302 | 15.42 | 7.39 | 9.33 |
| 303 | 12.11 | 12.50 | 12.37 |
| 304 | 13.28 | 9.64 | 11.11 |
| 305 | 24.00 | 4.79 | 5.44 |

Percent of the Total

| Branch | Had Previous Term | | No Previous Term | |
|--------------|-------------------|---------------|------------------|---------------|
| | \$ | Count | \$ | Count |
| 101 | 49.57% | 83.33% | 50.43% | 16.67% |
| 102 | 83.91% | 90.00% | 16.09% | 10.00% |
| 103 | 30.60% | 66.67% | 69.40% | 33.33% |
| 104 | 40.28% | 62.50% | 59.72% | 37.50% |
| 105 | 63.90% | 64.71% | 36.10% | 35.29% |
| 107 | 95.71% | 80.00% | 4.29% | 20.00% |
| 108 | 27.77% | 25.00% | 72.23% | 75.00% |
| 110 | | | 100.00% | 100.00% |
| 201 | 29.29% | 84.78% | 70.71% | 15.22% |
| 203 | 73.94% | 75.68% | 26.06% | 24.32% |
| 204 | 100.00% | 100.00% | | |
| 206 | | | 100.00% | 100.00% |
| 208 | | | 100.00% | 100.00% |
| 211 | 8.33% | 33.33% | 91.67% | 66.67% |
| 213 | 20.81% | 52.94% | 79.19% | 47.06% |
| 301 | 94.42% | 82.35% | 5.58% | 17.65% |
| 302 | 24.26% | 68.75% | 75.74% | 31.25% |
| 303 | 32.71% | 58.33% | 67.29% | 41.67% |
| 304 | 40.22% | 45.45% | 59.78% | 54.55% |
| 305 | 3.42% | 25.00% | 96.58% | 75.00% |
| Total | 35.76% | 66.04% | 64.24% | 33.96% |

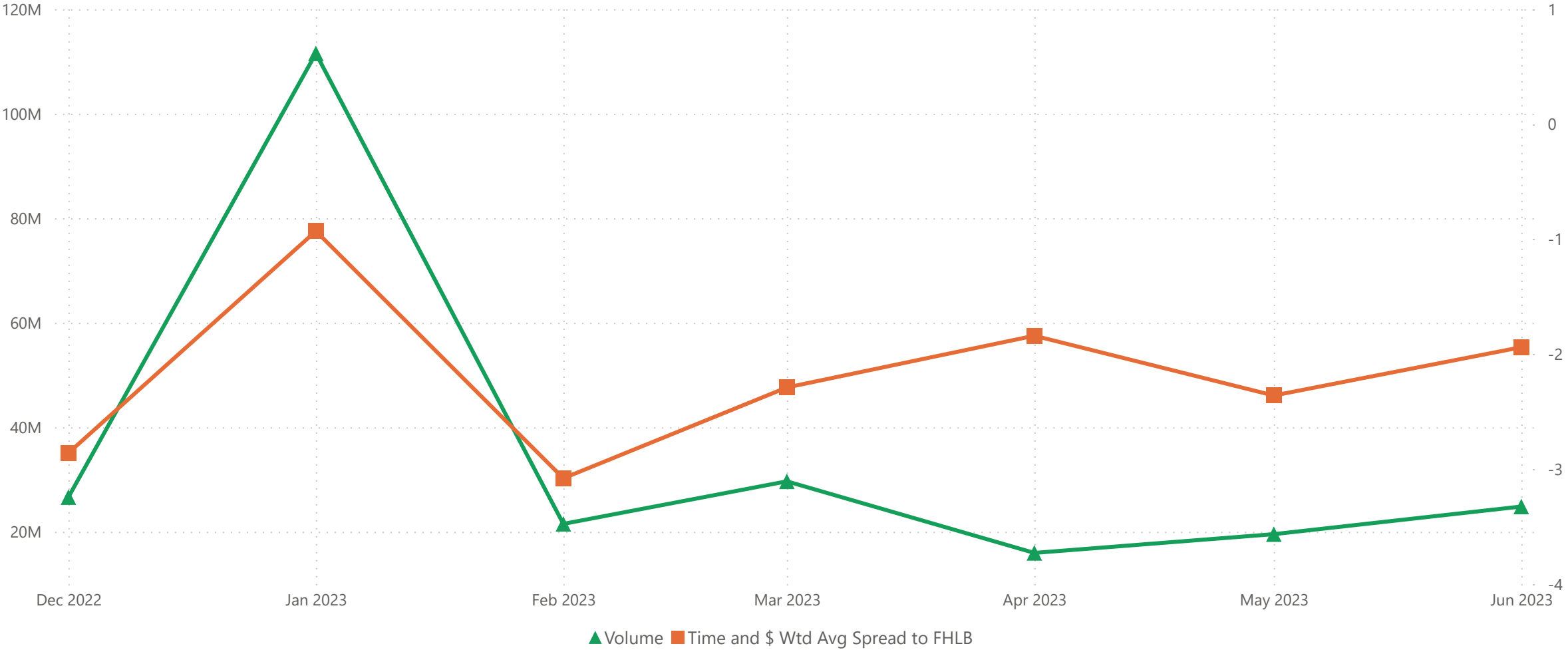
Newly Booked CD Performance

From and To Dates

12/1/2022



6/30/2023



CD Vintage Analysis

| Year | Sum of Balance | % of Portfolio | Count | Maturing Yield |
|--------------|-----------------------|----------------|-------------|----------------|
| 2018 | 4,592,250.16 | 1.67% | 125 | 2.02 |
| July | 1,248,316.70 | 0.45% | 35 | 1.88 |
| August | 784,314.14 | 0.29% | 26 | 1.96 |
| September | 1,201,643.92 | 0.44% | 29 | 2.19 |
| October | 659,691.29 | 0.24% | 22 | 2.00 |
| November | 523,093.90 | 0.19% | 7 | 2.43 |
| December | 175,190.21 | 0.06% | 6 | 1.02 |
| 2019 | 636,726.58 | 0.23% | 77 | 0.88 |
| January | 55,040.90 | 0.02% | 5 | 1.06 |
| February | 68,985.24 | 0.03% | 5 | 0.91 |
| March | 48,619.72 | 0.02% | 5 | 0.80 |
| April | 58,159.55 | 0.02% | 15 | 0.90 |
| May | 14,106.85 | 0.01% | 2 | 0.95 |
| June | 26,941.49 | 0.01% | 4 | 0.89 |
| July | 16,312.38 | 0.01% | 5 | 0.93 |
| August | 22,085.75 | 0.01% | 9 | 1.10 |
| September | 35,645.82 | 0.01% | 7 | 0.97 |
| October | 19,239.10 | 0.01% | 5 | 0.95 |
| November | 213,953.39 | 0.08% | 7 | 0.78 |
| December | 57,636.39 | 0.02% | 8 | 0.92 |
| 2020 | 2,528,250.17 | 0.92% | 176 | 0.24 |
| January | 20,746.49 | 0.01% | 4 | 0.81 |
| February | 68,364.42 | 0.02% | 10 | 0.92 |
| March | 109,617.59 | 0.04% | 13 | 0.80 |
| April | 175,165.02 | 0.06% | 21 | 0.19 |
| May | 31,102.04 | 0.01% | 6 | 0.42 |
| June | 151,900.38 | 0.06% | 5 | 0.20 |
| July | 123,474.91 | 0.04% | 10 | 0.13 |
| August | 769,201.68 | 0.28% | 20 | 0.27 |
| September | 384,656.43 | 0.14% | 34 | 0.11 |
| October | 196,013.21 | 0.07% | 19 | 0.15 |
| November | 274,037.32 | 0.10% | 17 | 0.12 |
| December | 223,970.68 | 0.08% | 17 | 0.15 |
| 2021 | 5,553,094.14 | 2.02% | 309 | 0.23 |
| January | 305,921.05 | 0.11% | 21 | 0.22 |
| February | 177,786.37 | 0.06% | 19 | 0.15 |
| March | 230,460.61 | 0.08% | 21 | 0.39 |
| April | 542,185.02 | 0.20% | 34 | 0.17 |
| May | 549,616.06 | 0.20% | 26 | 0.13 |
| June | 303,267.09 | 0.11% | 19 | 0.17 |
| July | 720,331.74 | 0.26% | 26 | 0.36 |
| August | 312,301.20 | 0.11% | 24 | 0.38 |
| September | 665,200.41 | 0.24% | 33 | 0.29 |
| October | 487,768.35 | 0.18% | 27 | 0.17 |
| November | 526,096.01 | 0.19% | 29 | 0.18 |
| December | 732,160.23 | 0.27% | 30 | 0.20 |
| 2022 | 120,141,844.05 | 43.78% | 2693 | 1.69 |
| January | 802,868.29 | 0.29% | 50 | 0.17 |
| February | 2,378,470.23 | 0.87% | 90 | 0.23 |
| March | 2,874,656.87 | 1.05% | 113 | 0.85 |
| April | 4,922,770.27 | 1.79% | 197 | 0.60 |
| May | 3,798,590.68 | 1.38% | 141 | 0.38 |
| June | 5,963,821.91 | 2.17% | 188 | 0.86 |
| July | 9,375,302.20 | 3.42% | 275 | 1.09 |
| August | 9,329,143.89 | 3.40% | 250 | 1.12 |
| September | 13,873,902.85 | 5.06% | 305 | 1.38 |
| October | 22,010,407.22 | 8.02% | 332 | 2.19 |
| November | 20,155,285.22 | 7.34% | 365 | 2.45 |
| December | 24,656,624.42 | 8.99% | 387 | 2.17 |
| 2023 | 140,958,899.02 | 51.37% | 2682 | 3.19 |
| January | 24,596,860.81 | 8.96% | 399 | 3.46 |
| February | 20,702,890.91 | 7.54% | 375 | 2.36 |
| March | 23,877,930.87 | 8.70% | 484 | 2.89 |
| April | 15,575,648.57 | 5.68% | 466 | 3.27 |
| May | 19,467,507.86 | 7.09% | 377 | 2.96 |
| June | 24,836,042.54 | 9.05% | 424 | 3.71 |
| July | 11,902,017.46 | 4.34% | 157 | 3.89 |
| Total | 274,411,064.12 | 100.00% | 6062 | 2.43 |

CD Range Report

numbers represented (in thousands)

| Rate | 1 | 2 | 3 | 5 | 6 | 7 | 8 | 9 | 11 | 12 | 15 | 18 | 24 | 36 | 48 | 60 | Total |
|--------------|-----------|-----------|-------------|------------|-------------|----------|------------|-------------|------------|-------------|-------------|-------------|------------|-----------|-----------|------------|--------------|
| 0.03 | | 22 | 666 | | | | | | | | | | | | | | 688 |
| 0.30 | 25 | | | | | | | | | | | | | | | | 25 |
| 0.33 | | | | | | | | | | 18 | | | | | | | 18 |
| 0.35 | | | | 5 | 289 | | | | | | | | | | | | 294 |
| 0.40 | | | | | | | | | | 1668 | 20 | 1155 | | | | | 2844 |
| 0.45 | | | | | | | | | | | | | 390 | | | | 390 |
| 0.60 | | | | | | | | | | | | | | 46 | | | 46 |
| 0.75 | | | | | | | | | | | | | | | 28 | | 28 |
| 0.80 | | | | | | | | | | | | | | | | 111 | 111 |
| 1.42 | | | | | | | | | | 215 | | | | | | | 215 |
| 2.69 | | | | | 1 | | | | | | | | | | | | 1 |
| 2.74 | | | | | | | | | | | | 8 | | | | | 8 |
| 2.79 | | | | | | | | | | | | | 22 | | | | 22 |
| 2.98 | | | | | | | | | | | 990 | | | | | | 990 |
| 3.01 | | | | | | | | | | 159 | 56 | | | | | | 215 |
| 3.09 | | | | | | | | | | | | | | | 21 | | 21 |
| 3.14 | | | | | | | | | | | | | | | | 42 | 42 |
| 3.19 | | | | 50 | | | | | | | | | | | | | 50 |
| 3.24 | | | | | | | | | | 90 | | | | | | | 90 |
| 3.44 | | | | | | | | | | 591 | | | | | | | 591 |
| 3.70 | | | | | | | | | | 104 | 341 | | | | | | 444 |
| 3.75 | | | | | | | | 4 | | 50 | | | | | | | 54 |
| 3.80 | | | | | | | | | | 12 | | | | | | | 12 |
| 3.94 | | | | | | | | | 240 | 318 | | | | | | | 558 |
| 3.95 | | | | | 153 | | | 1574 | | 59 | | | | | | | 1785 |
| 3.95 | | | | | | | | | | 20 | | | | | | | 20 |
| 4.00 | | | | | | | | | | 15 | 44 | | | | | | 59 |
| 4.04 | | | | | | | | | | 55 | | | | | | | 55 |
| 4.09 | | | | | | | | | | 100 | 100 | | | | | | 200 |
| 4.14 | | | | | | | | | | 30 | | | | | | | 30 |
| 4.20 | | | 102 | | | | | | | | | | | | | | 102 |
| 4.23 | | | | | | | | | | 85 | | | | | | | 85 |
| 4.25 | | | | | 200 | | | | | 200 | | | | | | | 400 |
| 4.28 | | | | | | | | | | 218 | | | | | | | 218 |
| 4.29 | | | | | | | | | | | | 8 | | | | | 8 |
| 4.32 | | | | | | | | | | 54 | | | | | | | 54 |
| 4.33 | | | | | 16 | | | | | 10 | | | | | | | 26 |
| 4.43 | | | | | 55 | | | 269 | | 935 | | | | | | | 1258 |
| 4.44 | | | | | | | | | | | 50 | | | | | | 50 |
| 4.45 | | | | | | | | | | 100 | | | | | | | 100 |
| 4.46 | | | | | | | | | | 70 | | 16 | | | | | 87 |
| 4.47 | | | | | 80 | | | | | 50 | 2 | | | | | | 132 |
| 4.50 | | | | | | | | | | 255 | 475 | | | | | | 730 |
| 4.54 | | | | | | | | | | 10 | | | | | | | 10 |
| 4.57 | | | | | | | | | | 250 | | | | | | | 250 |
| 4.59 | | | 2000 | | 10 | | | | | | | | | | | | 2010 |
| 4.60 | | | | | | | | | | 150 | | | | | | | 150 |
| 4.62 | | | | | | | | | | 259 | | | | | | | 259 |
| 4.65 | | | | | | | | | | 51 | | | | | | | 51 |
| 4.66 | | | | | | 28 | | | | 26 | | | | | | | 54 |
| 4.67 | | | | | | | | | | 10 | | | | | | | 10 |
| 4.72 | | | | | | | | | | 111 | | | | | | | 111 |
| 4.73 | | | | | | | | | | 206 | | | | | | | 206 |
| 4.76 | | | | | | | | | | 70 | | | | | | | 70 |
| 4.80 | | | | | | | | | | 57 | | | | | | | 57 |
| 4.81 | | | | | | 107 | | | | | | | | | | | 107 |
| 4.82 | | | | | | | 2 | | | 10 | | | | | | | 13 |
| 4.84 | | | | | 100 | | | | | | | | | | | | 100 |
| 4.85 | | | | | | | | | | 50 | | | | | | | 50 |
| 4.86 | | | | | | | | | | | 21 | | | | | | 21 |
| 4.87 | | | | | 200 | | | 50 | | | | | | | | | 250 |
| 4.87 | | | | | | | | 16 | | | | | | | | | 16 |
| 4.90 | | | | | | | | 79 | | | | | | | | | 79 |
| 4.91 | | | | | | 547 | | | | 110 | 31 | | | | | | 688 |
| 4.93 | | | | | | | | 265 | | 804 | | | | | | | 1069 |
| 4.94 | | | | | | | | 1850 | | 283 | | | | | | | 2133 |
| 4.96 | | | | | | | 7 | | | | 419 | | | | | | 427 |
| 4.97 | | | | | 14 | | 134 | | | 1068 | | | | | | | 1216 |
| 4.98 | | | | | | | 40 | | | | | | | | | | 40 |
| 5.00 | | | | | | | 10 | | | | | | | | | | 10 |
| 5.02 | | | | | | | | | | 171 | | | | | | | 171 |
| 5.05 | | | | | | | | 350 | | 26 | | | | | | | 376 |
| 5.05 | | | | | 154 | | | | | | | | | | | | 154 |
| 5.13 | | | | | | | 501 | | | | | | | | | | 501 |
| 5.15 | | | | | | | | | | 705 | 315 | | | | | | 1020 |
| Total | 25 | 22 | 2922 | 105 | 2250 | 2 | 191 | 4456 | 240 | 9909 | 2865 | 1187 | 412 | 46 | 49 | 154 | 24836 |


Spread Exceptions Report

| Branch | # | Wgt Avg Rate (\$) | Total Balance |
|--------------|-----------|-------------------|---------------------|
| ⊕ 105 | 5 | 4.95 | 214,341.30 |
| ⊕ 108 | 1 | 4.91 | 100,000.00 |
| ⊕ 110 | 1 | 4.91 | 235,000.00 |
| ⊕ 201 | 6 | 4.96 | 1,836,191.63 |
| ⊕ 203 | 10 | 5.02 | 224,848.82 |
| ⊕ 206 | 3 | 4.94 | 1,100,000.00 |
| ⊕ 208 | 2 | 4.93 | 125,000.00 |
| ⊕ 211 | 1 | 4.85 | 50,000.00 |
| ⊕ 213 | 12 | 4.94 | 888,841.46 |
| ⊕ 301 | 4 | 4.96 | 450,251.08 |
| ⊕ 302 | 4 | 5.09 | 813,339.37 |
| ⊕ 303 | 1 | 4.97 | 25,000.00 |
| ⊕ 304 | 13 | 5.06 | 1,902,602.03 |
| Total | 63 | 4.99 | 7,965,415.69 |

Min and Max of Spread

-0.684

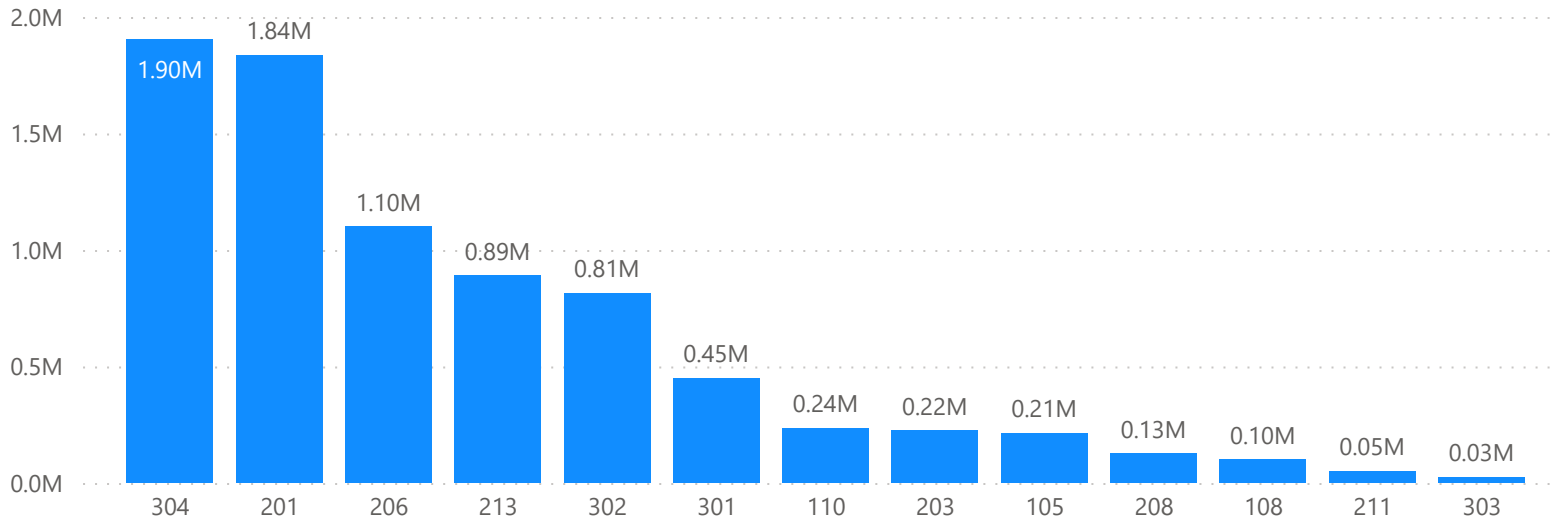
-0.195



Average Spread Weighted
by Dollars-Months

-1.94

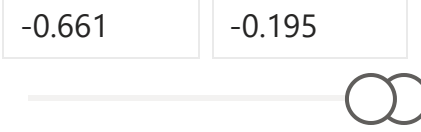
Current Balance By Spread Distribution (\$MM)



Spread Exceptions Report

| Branch Number | Maturity Date | Date Last Anniversary | Term In Months | # | Rate | Balance | FHLB Rate | Spread |
|---------------|---------------|-----------------------|----------------|-----------|------|---------------------|-----------|--------------|
| 304 | 9/30/2024 | 6/30/2023 | 15 | 1 | 5.15 | 315,132.36 | 5.35 | -0.20 |
| 203 | 6/26/2024 | 6/26/2023 | 12 | 1 | 5.15 | 65,000.00 | 5.50 | -0.35 |
| 304 | 6/29/2024 | 6/29/2023 | 12 | 1 | 5.15 | 640,186.42 | 5.50 | -0.35 |
| 301 | 9/20/2024 | 6/20/2023 | 15 | 1 | 4.96 | 216,351.69 | 5.35 | -0.39 |
| 301 | 9/18/2024 | 6/18/2023 | 15 | 1 | 4.96 | 126,257.08 | 5.35 | -0.39 |
| 301 | 9/24/2024 | 6/24/2023 | 15 | 1 | 4.96 | 76,556.58 | 5.35 | -0.39 |
| 302 | 9/22/2023 | 6/23/2023 | 3 | 1 | 5.05 | 154,000.00 | 5.46 | -0.41 |
| 302 | 12/13/2023 | 6/15/2023 | 6 | 1 | 5.13 | 500,971.43 | 5.56 | -0.43 |
| 301 | 9/19/2024 | 6/19/2023 | 15 | 1 | 4.91 | 31,085.73 | 5.35 | -0.44 |
| 201 | 6/26/2024 | 6/26/2023 | 12 | 1 | 5.05 | 20,000.27 | 5.50 | -0.45 |
| 304 | 6/17/2024 | 6/17/2023 | 12 | 1 | 5.05 | 5,716.06 | 5.50 | -0.45 |
| 302 | 6/28/2024 | 6/28/2023 | 12 | 1 | 5.02 | 137,709.61 | 5.50 | -0.48 |
| 105 | 6/11/2024 | 6/11/2023 | 12 | 1 | 5.02 | 33,672.36 | 5.50 | -0.48 |
| 302 | 9/8/2024 | 6/8/2023 | 15 | 1 | 4.86 | 20,658.33 | 5.35 | -0.49 |
| 304 | 3/15/2024 | 6/15/2023 | 9 | 1 | 5.05 | 350,000.00 | 5.56 | -0.51 |
| 201 | 6/27/2024 | 6/27/2023 | 12 | 1 | 4.97 | 61,788.11 | 5.50 | -0.53 |
| 201 | 6/28/2024 | 6/28/2023 | 12 | 1 | 4.97 | 900,000.00 | 5.50 | -0.53 |
| 203 | 6/28/2024 | 6/28/2023 | 12 | 1 | 4.97 | 18,000.00 | 5.50 | -0.53 |
| 213 | 6/28/2024 | 6/28/2023 | 12 | 1 | 4.97 | 63,229.71 | 5.50 | -0.53 |
| 303 | 6/29/2024 | 6/29/2023 | 12 | 1 | 4.97 | 25,000.00 | 5.50 | -0.53 |
| 105 | 6/14/2024 | 6/14/2023 | 12 | 1 | 4.94 | 121,588.31 | 5.50 | -0.56 |
| 208 | 6/23/2024 | 6/23/2023 | 12 | 1 | 4.94 | 25,000.00 | 5.50 | -0.56 |
| 213 | 6/21/2024 | 6/21/2023 | 12 | 1 | 4.94 | 20,000.00 | 5.50 | -0.56 |
| 304 | 6/21/2024 | 6/21/2023 | 12 | 1 | 4.94 | 50,000.00 | 5.50 | -0.56 |
| 213 | 6/14/2024 | 6/14/2023 | 12 | 1 | 4.94 | 30,000.00 | 5.50 | -0.56 |
| 304 | 6/28/2024 | 6/28/2023 | 12 | 2 | 4.94 | 36,500.00 | 5.50 | -0.56 |
| 203 | 2/8/2024 | 6/8/2023 | 8 | 1 | 5.00 | 10,000.00 | 5.57 | -0.57 |
| 105 | 6/13/2024 | 6/13/2023 | 12 | 1 | 4.93 | 29,080.63 | 5.50 | -0.57 |
| 105 | 6/14/2024 | 6/14/2023 | 12 | 1 | 4.93 | 20,000.00 | 5.50 | -0.57 |
| 213 | 6/13/2024 | 6/13/2023 | 12 | 1 | 4.93 | 31,850.74 | 5.50 | -0.57 |
| 213 | 6/7/2024 | 6/7/2023 | 12 | 1 | 4.93 | 12,761.01 | 5.50 | -0.57 |
| 213 | 6/8/2024 | 6/8/2023 | 12 | 1 | 4.93 | 139,000.00 | 5.50 | -0.57 |
| 213 | 6/9/2024 | 6/9/2023 | 12 | 1 | 4.93 | 400,000.00 | 5.50 | -0.57 |
| 304 | 6/13/2024 | 6/13/2023 | 12 | 1 | 4.93 | 100,000.00 | 5.50 | -0.57 |
| 304 | 6/16/2024 | 6/16/2023 | 12 | 1 | 4.93 | 20,000.00 | 5.50 | -0.57 |
| 304 | 6/29/2024 | 6/29/2023 | 12 | 1 | 4.93 | 51,178.18 | 5.50 | -0.57 |
| 105 | 6/28/2024 | 6/28/2023 | 12 | 1 | 4.91 | 10,000.00 | 5.50 | -0.59 |
| 203 | 2/9/2024 | 6/9/2023 | 8 | 1 | 4.98 | 10,000.00 | 5.57 | -0.59 |
| 213 | 2/9/2024 | 6/9/2023 | 8 | 1 | 4.98 | 30,000.00 | 5.57 | -0.59 |
| 108 | 6/28/2024 | 6/28/2023 | 12 | 1 | 4.91 | 100,000.00 | 5.50 | -0.59 |
| 304 | 12/7/2023 | 6/8/2023 | 6 | 1 | 4.97 | 13,889.01 | 5.56 | -0.59 |
| 203 | 2/13/2024 | 6/13/2023 | 8 | 2 | 4.97 | 13,955.56 | 5.57 | -0.60 |
| 203 | 2/14/2024 | 6/14/2023 | 8 | 1 | 4.97 | 10,050.18 | 5.57 | -0.60 |
| 203 | 2/20/2024 | 6/20/2023 | 8 | 1 | 4.97 | 80,000.00 | 5.57 | -0.60 |
| 213 | 2/16/2024 | 6/16/2023 | 8 | 1 | 4.97 | 30,000.00 | 5.57 | -0.60 |
| 203 | 2/21/2024 | 6/21/2023 | 8 | 1 | 4.96 | 7,463.84 | 5.57 | -0.61 |
| 201 | 3/21/2024 | 6/21/2023 | 9 | 1 | 4.94 | 750,000.00 | 5.56 | -0.62 |
| 206 | 3/12/2024 | 6/12/2023 | 9 | 2 | 4.94 | 350,000.00 | 5.56 | -0.62 |
| 206 | 3/21/2024 | 6/21/2023 | 9 | 1 | 4.94 | 750,000.00 | 5.56 | -0.62 |
| 201 | 3/16/2024 | 6/16/2023 | 9 | 1 | 4.93 | 25,000.00 | 5.56 | -0.63 |
| 208 | 3/26/2024 | 6/26/2023 | 9 | 1 | 4.93 | 100,000.00 | 5.56 | -0.63 |
| 213 | 3/13/2024 | 6/13/2023 | 9 | 1 | 4.93 | 20,000.00 | 5.56 | -0.63 |
| 213 | 3/21/2024 | 6/21/2023 | 9 | 1 | 4.93 | 100,000.00 | 5.56 | -0.63 |
| 304 | 3/21/2024 | 6/21/2023 | 9 | 1 | 4.93 | 20,000.00 | 5.56 | -0.63 |
| 110 | 12/13/2023 | 6/14/2023 | 6 | 1 | 4.91 | 235,000.00 | 5.56 | -0.65 |
| 213 | 12/13/2023 | 6/13/2023 | 6 | 1 | 4.91 | 12,000.00 | 5.56 | -0.65 |
| 304 | 12/8/2023 | 6/9/2023 | 6 | 1 | 4.91 | 300,000.00 | 5.56 | -0.65 |
| 211 | 6/2/2024 | 6/2/2023 | 12 | 1 | 4.85 | 50,000.00 | 5.50 | -0.65 |
| 201 | 3/5/2024 | 6/5/2023 | 9 | 1 | 4.90 | 79,403.25 | 5.56 | -0.66 |
| Total | | | | 62 | | 7,955,036.45 | | -0.51 |

Min and Max of Spread

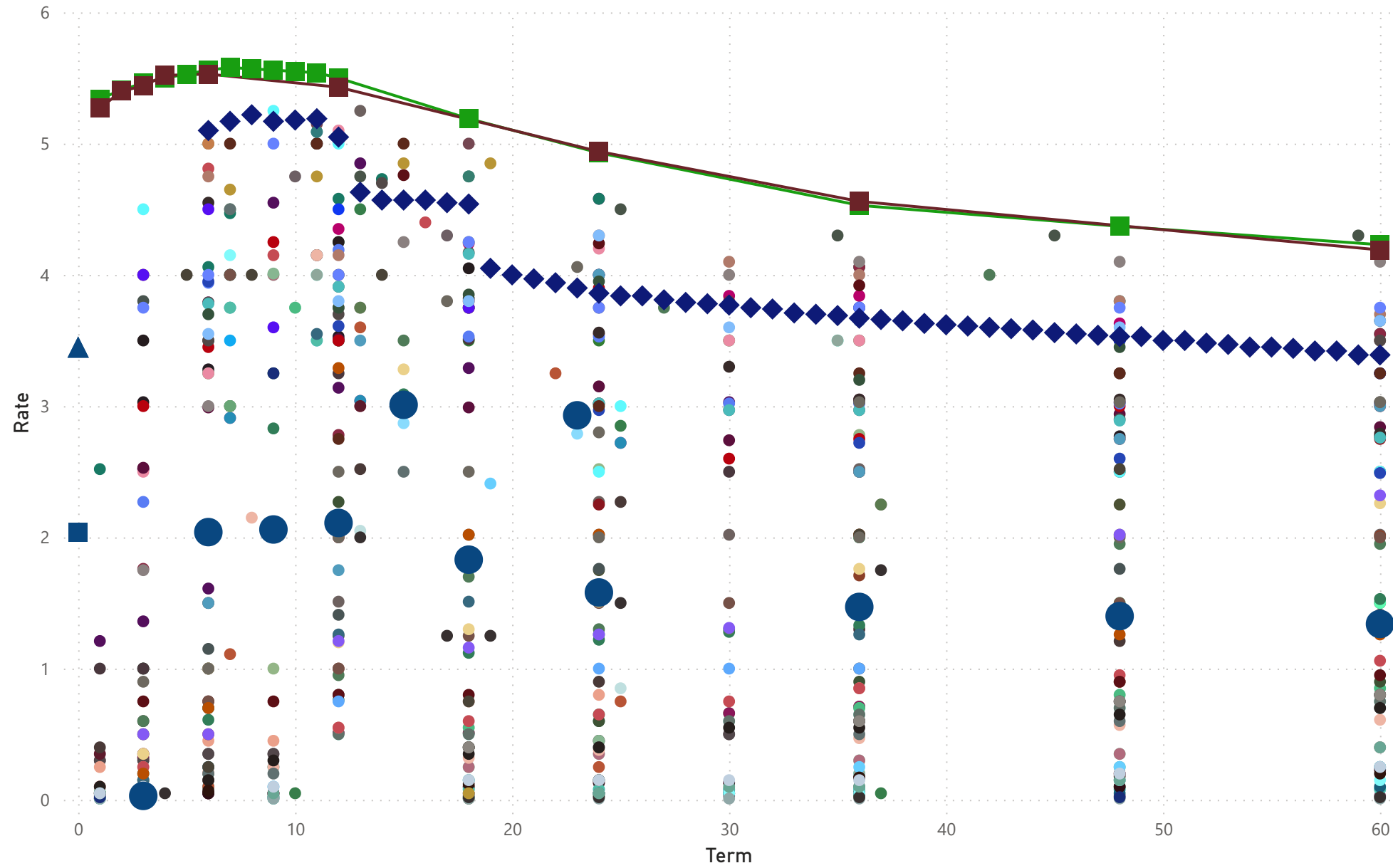


Average Spread Weighted by Dollars-Months

-1.94



Chaos Report-Northwest



Customized APY Index

| Term | Index Rate | Factor | Spread | Customized APY |
|------|------------|--------|--------|----------------|
| 6 | 5.62 | 100 | -0.52 | 5.10 |
| 7 | 5.65 | 100 | -0.48 | 5.17 |
| 8 | 5.67 | 100 | -0.45 | 5.22 |
| 9 | 5.64 | 100 | -0.47 | 5.17 |
| 10 | 5.64 | 100 | -0.46 | 5.18 |
| 11 | 5.62 | 100 | -0.43 | 5.19 |
| 12 | 5.44 | 100 | -0.39 | 5.05 |
| 13 | 5.39 | 100 | -0.76 | 4.63 |
| 14 | 5.33 | 100 | -0.76 | 4.57 |
| 15 | 5.28 | 100 | -0.71 | 4.57 |
| 16 | 5.22 | 100 | -0.65 | 4.57 |
| 17 | 5.17 | 100 | -0.62 | 4.55 |
| 18 | 5.11 | 100 | -0.57 | 4.54 |
| 19 | 5.06 | 100 | -1.01 | 4.05 |
| 20 | 5.01 | 100 | -1.01 | 4.00 |
| 21 | 4.97 | 100 | -1.00 | 3.97 |
| 22 | 4.92 | 100 | -0.98 | 3.94 |
| 23 | 4.87 | 100 | -0.97 | 3.90 |
| 24 | 4.82 | 100 | -0.96 | 3.86 |
| 25 | 4.79 | 100 | -0.95 | 3.84 |
| 26 | 4.77 | 100 | -0.93 | 3.84 |
| 27 | 4.74 | 100 | -0.93 | 3.81 |
| 28 | 4.71 | 100 | -0.92 | 3.79 |
| 29 | 4.68 | 100 | -0.90 | 3.78 |
| 30 | 4.66 | 100 | -0.89 | 3.77 |
| 31 | 4.63 | 100 | -0.88 | 3.75 |
| 32 | 4.60 | 100 | -0.86 | 3.74 |
| 33 | 4.57 | 100 | -0.86 | 3.71 |
| 34 | 4.55 | 100 | -0.85 | 3.70 |
| 35 | 4.52 | 100 | -0.83 | 3.69 |
| 36 | 4.49 | 100 | -0.82 | 3.67 |
| 37 | 4.48 | 100 | -0.82 | 3.66 |
| 38 | 4.47 | 100 | -0.82 | 3.65 |
| 39 | 4.46 | 100 | -0.83 | 3.63 |
| 40 | 4.45 | 100 | -0.83 | 3.62 |
| 41 | 4.44 | 100 | -0.83 | 3.61 |
| 42 | 4.43 | 100 | -0.83 | 3.60 |
| 43 | 4.42 | 100 | -0.83 | 3.59 |
| 44 | 4.41 | 100 | -0.83 | 3.58 |
| 45 | 4.40 | 100 | -0.84 | 3.56 |
| 46 | 4.39 | 100 | -0.84 | 3.55 |
| 47 | 4.38 | 100 | -0.84 | 3.54 |
| 48 | 4.37 | 100 | -0.84 | 3.53 |
| 49 | 4.36 | 100 | -0.83 | 3.53 |
| 50 | 4.34 | 100 | -0.84 | 3.50 |
| 51 | 4.33 | 100 | -0.83 | 3.50 |
| 52 | 4.31 | 100 | -0.83 | 3.48 |
| 53 | 4.30 | 100 | -0.83 | 3.47 |
| 54 | 4.28 | 100 | -0.83 | 3.45 |
| 55 | 4.27 | 100 | -0.82 | 3.45 |
| 56 | 4.26 | 100 | -0.82 | 3.44 |
| 57 | 4.24 | 100 | -0.82 | 3.42 |
| 58 | 4.23 | 100 | -0.81 | 3.42 |
| 59 | 4.21 | 100 | -0.82 | 3.39 |
| 60 | 4.20 | 100 | -0.81 | 3.39 |

CD Maturity Analysis

| Year | Sum of Balance | % of Portfolio | Count | Maturing Yield |
|--------------|-----------------------|----------------|-------------|----------------|
| 2023 | 101,814,991.30 | 37.10% | 1894 | 2.20 |
| May | 50,845.88 | 0.02% | 2 | 0.30 |
| June | 103,235.70 | 0.04% | 3 | 0.35 |
| July | 15,043,928.17 | 5.48% | 236 | 2.85 |
| August | 13,671,703.98 | 4.98% | 290 | 1.92 |
| September | 16,201,178.34 | 5.90% | 341 | 1.60 |
| October | 20,766,582.53 | 7.57% | 331 | 2.41 |
| November | 13,509,003.97 | 4.92% | 314 | 2.11 |
| December | 22,468,512.73 | 8.19% | 377 | 2.23 |
| 2024 | 152,078,177.99 | 55.42% | 3247 | 2.75 |
| January | 22,450,132.75 | 8.18% | 359 | 3.34 |
| February | 23,595,068.55 | 8.60% | 411 | 2.52 |
| March | 26,172,272.24 | 9.54% | 468 | 2.97 |
| April | 12,261,693.77 | 4.47% | 382 | 2.71 |
| May | 17,334,185.22 | 6.32% | 297 | 2.56 |
| June | 21,491,231.02 | 7.83% | 447 | 3.03 |
| July | 10,884,048.66 | 3.97% | 296 | 2.46 |
| August | 4,793,329.49 | 1.75% | 175 | 2.09 |
| September | 5,037,176.97 | 1.84% | 149 | 2.86 |
| October | 3,003,107.03 | 1.09% | 107 | 2.35 |
| November | 2,553,985.39 | 0.93% | 73 | 1.51 |
| December | 2,501,946.90 | 0.91% | 83 | 0.61 |
| 2025 | 9,749,229.93 | 3.55% | 428 | 1.16 |
| January | 1,733,209.22 | 0.63% | 67 | 1.64 |
| February | 1,564,099.62 | 0.57% | 56 | 1.26 |
| March | 1,077,233.24 | 0.39% | 54 | 0.94 |
| April | 737,441.86 | 0.27% | 63 | 0.72 |
| May | 873,375.06 | 0.32% | 42 | 0.68 |
| June | 1,120,323.00 | 0.41% | 35 | 1.17 |
| July | 1,108,284.14 | 0.40% | 25 | 1.87 |
| August | 228,517.24 | 0.08% | 11 | 0.13 |
| September | 152,762.72 | 0.06% | 13 | 0.12 |
| October | 589,333.92 | 0.21% | 23 | 1.08 |
| November | 299,192.25 | 0.11% | 14 | 0.53 |
| December | 265,457.66 | 0.10% | 25 | 0.46 |
| 2026 | 4,006,316.77 | 1.46% | 184 | 1.68 |
| January | 704,142.96 | 0.26% | 22 | 2.53 |
| February | 877,954.50 | 0.32% | 26 | 2.31 |
| March | 601,126.24 | 0.22% | 37 | 2.09 |
| April | 547,061.19 | 0.20% | 29 | 1.76 |
| May | 517,368.45 | 0.19% | 24 | 0.44 |
| June | 216,856.09 | 0.08% | 14 | 1.26 |
| July | 133,142.68 | 0.05% | 5 | 1.02 |
| August | 49,478.32 | 0.02% | 6 | 0.20 |
| September | 170,862.40 | 0.06% | 5 | 0.17 |
| October | 50,466.51 | 0.02% | 5 | 0.27 |
| November | 112,796.35 | 0.04% | 7 | 0.21 |
| December | 25,061.08 | 0.01% | 4 | 0.20 |
| 2027 | 4,813,314.36 | 1.75% | 202 | 0.60 |
| January | 33,026.76 | 0.01% | 5 | 0.20 |
| February | 186,622.21 | 0.07% | 21 | 0.26 |
| March | 814,621.00 | 0.30% | 24 | 0.20 |
| April | 547,546.77 | 0.20% | 25 | 0.26 |
| May | 509,270.11 | 0.19% | 19 | 0.46 |
| June | 1,010,095.10 | 0.37% | 24 | 1.56 |
| July | 332,414.66 | 0.12% | 13 | 0.20 |
| August | 144,288.47 | 0.05% | 12 | 0.20 |
| September | 270,507.88 | 0.10% | 12 | 0.20 |
| October | 323,735.94 | 0.12% | 18 | 0.22 |
| November | 379,124.65 | 0.14% | 17 | 0.80 |
| December | 262,060.81 | 0.10% | 12 | 0.80 |
| 2028 | 1,949,033.77 | 0.71% | 107 | 1.30 |
| January | 367,462.83 | 0.13% | 20 | 0.80 |
| February | 435,357.51 | 0.16% | 15 | 0.80 |
| March | 204,361.62 | 0.07% | 14 | 0.80 |
| April | 144,717.59 | 0.05% | 20 | 0.80 |
| May | 321,448.79 | 0.12% | 11 | 3.00 |
| June | 153,555.18 | 0.06% | 13 | 1.45 |
| July | 322,130.25 | 0.12% | 14 | 1.33 |
| Total | 274,411,064.12 | 100.00% | 6062 | 2.43 |

Time and Define Maturity Analysis (000 omitted)

| | 7/16/2023 | 7/23/2023 | 7/30/2023 | 8/6/2023 | 8/13/2023 | 8/20/2023 | 8/27/2023 | 9/3/2023 | 9/10/2023 | 9/17/2023 | 9/24/2023 | 10/1/2023 | 10/8/2023 |
|-----------|-----------|-----------|-----------|----------|-----------|-----------|-----------|----------|-----------|-----------|-----------|-----------|-----------|
| Amount | 2,951.48 | 2,270.85 | 3,746.34 | 5,352.10 | 1,292.73 | 3,963.47 | 5,819.07 | 2,920.59 | 3,356.45 | 1,499.17 | 2,963.71 | 27.67 | |
| Count | 86 | 66 | 56 | 80 | 62 | 70 | 79 | 84 | 90 | 60 | 78 | 6 | |
| Avg Yield | 0.85 | 0.88 | 1.45 | 2.86 | 0.67 | 1.43 | 2.15 | 1.38 | 1.47 | 1.07 | 1.49 | 0.29 | |
| Average | 3,013.64 | 3,013.64 | 3,013.64 | 3,013.64 | 3,013.64 | 3,013.64 | 3,013.64 | 3,013.64 | 3,013.64 | 3,013.64 | 3,013.64 | 3,013.64 | 3,013.64 |
| % of Avg | 98% | 75% | 124% | 178% | 43% | 132% | 193% | 97% | 111% | 50% | 98% | 1% | |
| Opp Rank | 1 | 7 | 5 | 10 | 12 | 3 | 11 | 13 | 6 | 9 | 4 | 8 | 2 |

| Term In Months | 7/16/2023 | 7/23/2023 | 7/30/2023 | 8/6/2023 | 8/13/2023 | 8/20/2023 | 8/27/2023 | 9/3/2023 | 9/10/2023 | 9/17/2023 | 9/24/2023 | 10/1/2023 | 10/8/2023 |
|----------------|-----------|-----------|-----------|----------|-----------|-----------|-----------|----------|-----------|-----------|-----------|-----------|-----------|
| 2 | | | | | | | | | | | | | |
| Amount | | | | | | | 21.57 | | | | | | |
| Count | | | | | | | 2 | | | | | | |
| Avg Yield | | | | | | | 0.03 | | | | | | |
| 3 | | | | | | | | | | | | | |
| Amount | 21.29 | 12.79 | 308.61 | 2,676.40 | | | 10.27 | 2,001.06 | 640.34 | 281.02 | | 224.48 | |
| Count | 2 | 3 | 1 | 3 | | | 2 | 2 | 5 | 5 | | 5 | |
| Avg Yield | 0.03 | 0.03 | 4.72 | 4.37 | | | 0.03 | 4.59 | 0.69 | 2.78 | | 1.25 | |
| 5 | | | | | | | | | | | | | |
| Amount | | | | | | | 16.41 | | | 36.80 | | | |
| Count | | | | | | | 2 | | | 1 | | | |
| Avg Yield | | | | | | | 0.35 | | | 0.35 | | | |
| 6 | | | | | | | | | | | | | |
| Amount | 41.25 | 187.38 | 167.93 | 64.43 | 84.46 | 3.32 | 41.37 | 674.62 | 71.85 | 112.78 | | 339.76 | |
| Count | 4 | 2 | 4 | 7 | 5 | 1 | 4 | 6 | 5 | 3 | | 9 | |
| Avg Yield | 0.35 | 2.30 | 0.35 | 0.35 | 0.35 | 0.35 | 0.35 | 3.17 | 0.35 | 0.35 | | 4.12 | |
| 7 | | | | | | | | | | | | | |
| Amount | | 50.02 | | | | | | | | | | | |
| Count | | 1 | | | | | | | | | | | |
| Avg Yield | | 0.35 | | | | | | | | | | | |
| 9 | | | | | | | | | | | | | |
| Amount | 2.50 | | 51.79 | 1.02 | 19.40 | 25.00 | 36.71 | 10.00 | 235.26 | 112.96 | | 223.48 | |
| Count | 1 | | 1 | 1 | 2 | 2 | 2 | 1 | 1 | 5 | | 9 | |
| Avg Yield | 0.35 | | 0.35 | 0.35 | 0.35 | 0.35 | 0.35 | 0.35 | 0.35 | 2.93 | | 3.59 | |
| 11 | | | | | | | | | | | | | |
| Amount | 254.91 | 115.22 | 602.93 | 589.27 | 83.08 | 781.93 | 128.10 | 218.38 | 132.14 | | | | |
| Count | 2 | 4 | 4 | 5 | 2 | 8 | 2 | 3 | 4 | | | | |
| Avg Yield | 2.61 | 2.61 | 3.26 | 3.29 | 3.29 | 3.29 | 3.29 | 3.29 | 3.29 | | | | |
| 12 | | | | | | | | | | | | | |
| Amount | 565.53 | 985.72 | 1,118.21 | 730.72 | 194.14 | 2,282.85 | 2,178.22 | 476.15 | 411.68 | 272.14 | 1,667.93 | 3.01 | |
| Count | 20 | 22 | 14 | 17 | 8 | 17 | 18 | 23 | 20 | 16 | 24 | 2 | |
| Avg Yield | 0.85 | 0.87 | 0.78 | 1.36 | 0.10 | 1.12 | 1.02 | 0.16 | 0.56 | 0.41 | 0.96 | 0.10 | |
| 15 | | | | | | | | | | | | | |
| Amount | 1,460.73 | 396.89 | 314.09 | 540.03 | 388.00 | 551.32 | 611.21 | 548.54 | 762.87 | 306.52 | 195.89 | 17.27 | |
| Count | 33 | 17 | 13 | 16 | 13 | 17 | 18 | 18 | 23 | 13 | 6 | 1 | |
| Avg Yield | 0.52 | 0.40 | 0.46 | 0.47 | 0.40 | 0.57 | 0.55 | 0.52 | 0.40 | 0.45 | 0.40 | 0.40 | |
| 18 | | | | | | | | | | | | | |
| Amount | 145.95 | 377.64 | 254.64 | 512.83 | 220.26 | 99.44 | 321.98 | 65.61 | 761.98 | 169.33 | 183.65 | 1.01 | |
| Count | 8 | 9 | 5 | 18 | 15 | 8 | 17 | 8 | 13 | 7 | 14 | 1 | |
| Avg Yield | 0.11 | 0.18 | 0.10 | 0.19 | 0.10 | 0.10 | 0.16 | 0.21 | 2.38 | 0.37 | 0.27 | 0.10 | |
| 24 | | | | | | | | | | | | | |
| Amount | 32.72 | 60.44 | 105.18 | 12.01 | 31.55 | 65.76 | 303.74 | 23.97 | 68.74 | 41.11 | 10.85 | 4.32 | |
| Count | 3 | 3 | 3 | 2 | 2 | 2 | 4 | 4 | 5 | 2 | 2 | 1 | |
| Avg Yield | 0.10 | 0.56 | 0.59 | 0.10 | 0.30 | 0.45 | 0.40 | 0.10 | 0.10 | 0.10 | 0.10 | 0.10 | |
| 36 | | | | | | | | | | | | | |
| Amount | 67.22 | 4.64 | 539.39 | 76.13 | 33.23 | 15.68 | 134.61 | 111.71 | 55.62 | 40.93 | 19.29 | 2.07 | |
| Count | 3 | 1 | 6 | 1 | 6 | 2 | 9 | 11 | 2 | 4 | 4 | 1 | |
| Avg Yield | 0.10 | 0.10 | 0.33 | 0.10 | 0.10 | 0.10 | 0.10 | 0.10 | 0.10 | 0.10 | 0.10 | 0.10 | |
| 48 | | | | | | | | | | | | | |
| Amount | | | 1.75 | 6.58 | | 6.54 | 0.80 | 1.80 | | | | | |
| Count | | | 2 | 2 | | 2 | 1 | 1 | | | | | |
| Avg Yield | | | 0.85 | 0.78 | | 0.70 | 0.69 | 0.75 | | | | | |
| 60 | | | | | | | | | | | | | |
| Amount | 359.38 | 80.11 | 281.81 | 142.68 | 238.62 | 83.40 | 61.28 | 149.47 | 575.29 | 406.61 | 98.39 | | |
| Count | 10 | 4 | 3 | 8 | 9 | 5 | 2 | 4 | 12 | 9 | 5 | | |
| Avg Yield | 1.55 | 1.78 | 2.35 | 2.08 | 1.43 | 2.11 | 2.21 | 2.21 | 2.18 | 2.21 | 2.15 | | |

Time and Define Maturity Analysis

Balances greater than

400,000.00 2,530,000.00



| | 7/16/2023 | 7/23/2023 | 7/30/2023 | 8/6/2023 | 8/13/2023 | 8/20/2023 | 8/27/2023 | 9/3/2023 | 9/10/2023 | 9/17/2023 | 9/24/2023 | 10/1/2023 | 10/8/2023 |
|-----------|-----------|-----------|-----------|----------|-----------|-----------|-----------|----------|-----------|-----------|-----------|-----------|-----------|
| Amount | | | 678.46 | 1,436.71 | 2,500.00 | | 1,916.55 | 3,485.00 | 500.00 | 825.99 | | 670.00 | |
| Count | | | 1 | 2 | 1 | | 2 | 3 | 1 | 2 | | 1 | |
| Avg Yield | | | 1.03 | 0.70 | 4.41 | | 1.20 | 3.09 | 4.15 | 3.29 | | 0.92 | |
| Average | 1,001.06 | 1,001.06 | 1,001.06 | 1,001.06 | 1,001.06 | 1,001.06 | 1,001.06 | 1,001.06 | 1,001.06 | 1,001.06 | 1,001.06 | 1,001.06 | 1,001.06 |
| % of Avg | | | 68% | 144% | 250% | | 191% | 348% | 50% | 83% | | 67% | |
| Opp Rank | 1 | 1 | 4 | 6 | 8 | 1 | 7 | 9 | 2 | 5 | 1 | 3 | 1 |

| Term In Months | 7/16/2023 | 7/23/2023 | 7/30/2023 | 8/6/2023 | 8/13/2023 | 8/20/2023 | 8/27/2023 | 9/3/2023 | 9/10/2023 | 9/17/2023 | 9/24/2023 | 10/1/2023 | 10/8/2023 |
|----------------|-----------|-----------|-----------|----------|-----------|-----------|-----------|----------|-----------|-----------|-----------|-----------|-----------|
| 3 | | | | | | | | | | | | | |
| Amount | | | | 2,500.00 | | | 2,000.00 | | | | | | |
| Count | | | | 1 | | | 1 | | | | | | |
| Avg Yield | | | | 4.41 | | | 4.59 | | | | | | |
| 6 | | | | | | | | | 500.00 | | | | |
| Amount | | | | | | | | | 500.00 | | | | |
| Count | | | | | | | | | 1 | | | | |
| Avg Yield | | | | | | | | | 4.15 | | | | |
| 12 | | | 678.46 | 991.02 | | | 1,916.55 | 1,485.00 | | | | 670.00 | |
| Amount | | | 678.46 | 991.02 | | | 1,916.55 | 1,485.00 | | | | 670.00 | |
| Count | | | 1 | 1 | | | 2 | 2 | | | | 1 | |
| Avg Yield | | | 1.03 | 0.84 | | | 1.20 | 1.08 | | | | 0.92 | |
| 18 | | | | | | | | | | 401.84 | | | |
| Amount | | | | | | | | | | 401.84 | | | |
| Count | | | | | | | | | | 1 | | | |
| Avg Yield | | | | | | | | | | 4.43 | | | |
| 36 | | | 445.69 | | | | | | | | | | |
| Amount | | | 445.69 | | | | | | | | | | |
| Count | | | 1 | | | | | | | | | | |
| Avg Yield | | | 0.38 | | | | | | | | | | |
| 60 | | | | | | | | | | 424.15 | | | |
| Amount | | | | | | | | | | 424.15 | | | |
| Count | | | | | | | | | | 1 | | | |
| Avg Yield | | | | | | | | | | 2.21 | | | |

Time and Define Maturity Analysis (under \$400,000)

Balances less than

1.00 400,000.00



| | 7/16/2023 | 7/23/2023 | 7/30/2023 | 8/6/2023 | 8/13/2023 | 8/20/2023 | 8/27/2023 | 9/3/2023 | 9/10/2023 | 9/17/2023 | 9/24/2023 | 10/1/2023 | 10/8/2023 |
|----------------|-----------|-----------|-----------|----------|-----------|-----------|-----------|----------|-----------|-----------|-----------|-----------|-----------|
| Amount | 2,951.48 | 1,592.40 | 2,309.62 | 2,852.10 | 1,292.73 | 2,046.92 | 2,334.07 | 2,420.59 | 2,530.46 | 1,499.17 | 2,293.71 | 27.67 | |
| Count | 86 | 65 | 54 | 79 | 62 | 68 | 76 | 83 | 88 | 60 | 77 | 6 | |
| Avg Yield | 0.85 | 0.82 | 1.92 | 1.50 | 0.67 | 1.65 | 0.74 | 0.81 | 0.88 | 1.07 | 1.66 | 0.29 | |
| Average | 2,012.58 | 2,012.58 | 2,012.58 | 2,012.58 | 2,012.58 | 2,012.58 | 2,012.58 | 2,012.58 | 2,012.58 | 2,012.58 | 2,012.58 | 2,012.58 | 2,012.58 |
| % of Avg | 147% | 79% | 115% | 142% | 64% | 102% | 116% | 120% | 126% | 74% | 114% | 1% | |
| Opp Rank | 1 | 13 | 5 | 8 | 12 | 3 | 6 | 9 | 10 | 11 | 4 | 7 | 2 |
| Term In Months | 7/16/2023 | 7/23/2023 | 7/30/2023 | 8/6/2023 | 8/13/2023 | 8/20/2023 | 8/27/2023 | 9/3/2023 | 9/10/2023 | 9/17/2023 | 9/24/2023 | 10/1/2023 | 10/8/2023 |
| 2 | | | | | | | | | | | | | |
| Amount | | | | | | | 21.57 | | | | | | |
| Count | | | | | | | 2 | | | | | | |
| Avg Yield | | | | | | | 0.03 | | | | | | |
| 3 | | | | | | | | | | | | | |
| Amount | 21.29 | 12.79 | 308.61 | 176.40 | | | 10.27 | 1.06 | 640.34 | 281.02 | | 224.48 | |
| Count | 2 | 3 | 1 | 2 | | | 2 | 1 | 5 | 5 | | 5 | |
| Avg Yield | 0.03 | 0.03 | 4.72 | 3.80 | | | 0.03 | 0.03 | 0.69 | 2.78 | | 1.25 | |
| 5 | | | | | | | | | | | | | |
| Amount | | | | | | | 16.41 | | | | 36.80 | | |
| Count | | | | | | | 2 | | | | 1 | | |
| Avg Yield | | | | | | | 0.35 | | | | 0.35 | | |
| 6 | | | | | | | | | | | | | |
| Amount | 41.25 | 187.38 | 167.93 | 64.43 | 84.46 | 3.32 | 41.37 | 174.62 | 71.85 | 112.78 | 339.76 | | |
| Count | 4 | 2 | 4 | 7 | 5 | 1 | 4 | 5 | 5 | 3 | 9 | | |
| Avg Yield | 0.35 | 2.30 | 0.35 | 0.35 | 0.35 | 0.35 | 0.35 | 0.35 | 0.35 | 0.35 | 4.12 | | |
| 7 | | | | | | | | | | | | | |
| Amount | | 50.02 | | | | | | | | | | | |
| Count | | 1 | | | | | | | | | | | |
| Avg Yield | | 0.35 | | | | | | | | | | | |
| 9 | | | | | | | | | | | | | |
| Amount | 2.50 | | 51.79 | 1.02 | 19.40 | 25.00 | 36.71 | 10.00 | 235.26 | 112.96 | 223.48 | | |
| Count | 1 | | 1 | 1 | 2 | 2 | 2 | 1 | 1 | 5 | 9 | | |
| Avg Yield | 0.35 | | 0.35 | 0.35 | 0.35 | 0.35 | 0.35 | 0.35 | 0.35 | 2.93 | 3.59 | | |
| 11 | | | | | | | | | | | | | |
| Amount | 254.91 | 115.22 | 602.93 | 589.27 | 83.08 | 781.93 | 128.10 | 218.38 | 132.14 | | | | |
| Count | 2 | 4 | 4 | 5 | 2 | 8 | 2 | 3 | 4 | | | | |
| Avg Yield | 2.61 | 2.61 | 3.26 | 3.29 | 3.29 | 3.29 | 3.29 | 3.29 | 3.29 | | | | |
| 12 | | | | | | | | | | | | | |
| Amount | 565.53 | 307.27 | 127.19 | 730.72 | 194.14 | 366.30 | 693.22 | 476.15 | 411.68 | 272.14 | 997.93 | 3.01 | |
| Count | 20 | 21 | 13 | 17 | 8 | 15 | 16 | 23 | 20 | 16 | 23 | 2 | |
| Avg Yield | 0.85 | 0.50 | 0.32 | 1.36 | 0.10 | 0.70 | 0.88 | 0.16 | 0.56 | 0.41 | 0.98 | 0.10 | |
| 15 | | | | | | | | | | | | | |
| Amount | 1,460.73 | 396.89 | 314.09 | 540.03 | 388.00 | 551.32 | 611.21 | 548.54 | 762.87 | 306.52 | 195.89 | 17.27 | |
| Count | 33 | 17 | 13 | 16 | 13 | 17 | 18 | 18 | 23 | 13 | 6 | 1 | |
| Avg Yield | 0.52 | 0.40 | 0.46 | 0.47 | 0.40 | 0.57 | 0.55 | 0.52 | 0.40 | 0.45 | 0.40 | 0.40 | |
| 18 | | | | | | | | | | | | | |
| Amount | 145.95 | 377.64 | 254.64 | 512.83 | 220.26 | 99.44 | 321.98 | 65.61 | 360.13 | 169.33 | 183.65 | 1.01 | |
| Count | 8 | 9 | 5 | 18 | 15 | 8 | 17 | 8 | 12 | 7 | 14 | 1 | |
| Avg Yield | 0.11 | 0.18 | 0.10 | 0.19 | 0.10 | 0.10 | 0.16 | 0.21 | 0.10 | 0.37 | 0.27 | 0.10 | |
| 24 | | | | | | | | | | | | | |
| Amount | 32.72 | 60.44 | 105.18 | 12.01 | 31.55 | 65.76 | 303.74 | 23.97 | 68.74 | 41.11 | 10.85 | 4.32 | |
| Count | 3 | 3 | 3 | 2 | 2 | 2 | 4 | 4 | 5 | 2 | 2 | 1 | |
| Avg Yield | 0.10 | 0.56 | 0.59 | 0.10 | 0.30 | 0.45 | 0.40 | 0.10 | 0.10 | 0.10 | 0.10 | 0.10 | |
| 36 | | | | | | | | | | | | | |
| Amount | 67.22 | 4.64 | 93.70 | 76.13 | 33.23 | 15.68 | 134.61 | 111.71 | 55.62 | 40.93 | 19.29 | 2.07 | |
| Count | 3 | 1 | 5 | 1 | 6 | 2 | 9 | 11 | 2 | 4 | 4 | 1 | |
| Avg Yield | 0.10 | 0.10 | 0.10 | 0.10 | 0.10 | 0.10 | 0.10 | 0.10 | 0.10 | 0.10 | 0.10 | 0.10 | |
| 48 | | | | | | | | | | | | | |
| Amount | | | 1.75 | 6.58 | | 6.54 | 0.80 | 1.80 | | | | | |
| Count | | | 2 | 2 | | 2 | 1 | 1 | | | | | |
| Avg Yield | | | 0.85 | 0.78 | | 0.70 | 0.69 | 0.75 | | | | | |
| 60 | | | | | | | | | | | | | |
| Amount | 359.38 | 80.11 | 281.81 | 142.68 | 238.62 | 83.40 | 61.28 | 149.47 | 151.14 | 406.61 | 98.39 | | |
| Count | 10 | 4 | 3 | 8 | 9 | 5 | 2 | 4 | 11 | 9 | 5 | | |
| Avg Yield | 1.55 | 1.78 | 2.35 | 2.08 | 1.43 | 2.11 | 2.21 | 2.21 | 2.08 | 2.21 | 2.15 | | |