

## Getting Started On Populi

Populi has instructions that cover this information in slightly more detail at <https://support.populiweb.com/hc/en-us/articles/223791887-Your-Populi-account-login-everything-you-need-to-know>.

1. When I open your user access to Populi, you will receive the following email:

From: **Course of Study at MTSO** <[notifications@populi.co](mailto:notifications@populi.co)>

Date: Fri, Nov 8, 2019, 10:19 AM

Subject: Welcome to Populi

Course of Study at MTSO has created a user account for you on [Populi](#).

Your username is **[your username here, will be your first initial, last name, and possibly a number at the end]**

To get started, [click this link](#) to set your password and log in. This link will expire on 12/8/2019, so make sure to set up a password as soon as possible!

After logging in, you can access Populi at any time by visiting <https://cosohio.populiweb.com> and entering your username and password.

If you have problems logging in, please contact a staff member at Course of Study at MTSO.

-----

2. When you click on the link in the above email, this is the first thing you'll see. If you choose, you can enter your cell phone number to receive a text message with a verification code. This is optional, but adds an extra level of security to your account. Feel free to click "Skip this for now."

**Verify Text Messaging Number**  
Enter your 10-digit USA or Canada mobile phone number and Populi will send you a verification code.

[Skip this for now.](#)

[Terms of Service](#) © Populi 2019

3. Next, you'll see a page where you can set your Populi password. Note that the password must be at least 10 characters long and contain at least 1 uppercase letter, 1 lowercase letter, and 1 number:

**Set Populi Password**  
Use at least 10 characters containing at least one uppercase, one lowercase, and one number. You can use special characters (like <?&\$, etc.), too!


**New Password**

**Confirm New Password**

I have read and agree to the [Populi Acceptable Use Policy](#)

[Terms of Service](#) © Populi 2019

4. Then, you will be logged in and see the Populi homepage. The Dashboard can show you alerts, such as if registration is open, if you have invoices due, and if you have any assignments due for classes that are using Populi to collect assignments. Below the alerts, you'll be able to see your Populi newsfeed. There, you'll see any announcements about things coming up in Course of Study. To log in to Populi in the future, go to <https://cosohio.populiweb.com/>:



Home Files Calendar  Help

## Course of Study at MTSO


Home My Profile My Courses

Dashboard To-Dos Groups


### Alerts


-  Registration is now open.
-  You have unpaid invoices.


### The Feed

**2019 Fall Schedule**  
Grace Wallace · 15 days ago | Updated Oct 24, 2019 3:39pm


The 2019 Fall schedule for both weekends is attached

 [2019 Fall schedule weekends 1 and 2.pdf](#)

 | [Comment](#)

**2020 Course of Study Housing**  
Grace Wallace · 15 days ago

Housing is FULL for 2020 Winter and 2020 Spring. There are 2 spots left in 2020 Fall housing

 | [Comment](#)

### Events

No events in the next seven days.

[Add a to-do](#)

### Courses

Show

[124: Transformative Leadership](#)

Terms of Service · Acceptable Use Policy · Support · System Status · Blog · Twitter · Facebook · © Populi 2019