


BATI ORIENT



*A world of inspiration*



**12<sup>th</sup>** EDITION



BATI ■ ORIENT

*A world of inspiration*



**12<sup>th</sup>** EDITION

A high-angle photograph of a tropical coastline. In the foreground, a sandy beach is nestled between a steep, grey limestone cliff on the left and a rocky shore with several palm trees. The water is exceptionally clear, showing shades of turquoise and light blue near the shore, transitioning to a deeper blue further out. White waves are breaking against the rocks and the base of the cliff. In the background, more dramatic limestone formations rise from the sea, and the horizon is visible under a pale sky.

*A world of inspiration*

Our planet  
has so much  
to offer



## WELCOME TO BATI ORIENT USA

Broadening our horizons, discovering new lands, developing global relations and exchanges, this is what Bati Orient USA is all about.

Our mission is to bring and share with you the wonders of the world.

Our planet has so much to offer.

Through our products we hope that we can bring to you some of these treasures.

Bati Orient is a decoration brand offering a world of inspiration. At the bend of a street in Venice, at the entrance of an Indonesian temple, on the colorful stalls of a Jaipur market ..., Bati Orient unearths the beauties of the world to make your interiors even more original.

The decor palettes, the colors of the tile pieces, the shapes of the products offer you subtle associations of ethnic, contemporary or classic inspirations to give your room the ambience you dream of.



[batorientus](#)

# LAND FLEX



# Product code and care & maintenance

## USAGE

For all our products we indicate an area of use represented by the attached pictograms.

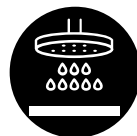
This is a classification specific to BATI-ORIENT USA, given as an indication only.

## IMPORTANT:


All our products must be protected with an adapted sealer prior to installation.

## CAUTION:

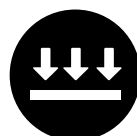
Finishing products may slightly darken the raw material's color. Use non-abrasive grout joint material.



**Suitable for shower floors.**



**Suitable for light traffic areas.**  
(Bedroom, walk-in closet etc...)



**Suitable for regular traffic areas.**  
(Entrance hall, living room, kitchen etc...)



**Suitable for outdoor use.**  
In accordance with generally accepted construction practices.



**Suitable for shower wall.**



**Suitable for swimming pool.**

White - Blanc

→ Product Color

12"x12" | 30x30 cm

→ Product sizes in  
Inches and  
Centimeters

A GABL17 → SKU number



Treatment Code for the Product

# Index

Ref.	Page	Treatment	Size		SqFt Pce	Weight per unit							
			in	cm		lb	kg						
ARNO01	298	A	12"x12"	30x30	0.97	3.82	1.73	✓	✓	✓	✓	✓	✓
ARNO02	299	A	12"x12"	30x30	0.97	3.82	1.73	✓	✓	✓	✓	✓	✓
ARNO03	298	A	4 3/4"x12"	12x30	0.40	1.60	0.72	✓	✓	✓	✓	✓	✓
ARNO14	379	A	6"x12"	15x30	0.50	2.42	1.09				✓	✓	✓
ARNO20	378	A	4"x14"	10x35	1.00	2.00	0.92				✓	✓	✓
ARNO22	379	A	12"x12"	30x30	0.97	4.41	2.00				✓	✓	✓
ARRO01	298	A	12"x12"	30x30	0.97	3.82	1.73	✓	✓	✓	✓	✓	✓
ARRO02	299	A	12"x12"	30x30	0.97	3.82	1.73	✓	✓	✓	✓	✓	✓
ARRO03	298	A	4 3/4"x12"	12x30	0.40	1.60	0.72	✓	✓	✓	✓	✓	✓
ARRO16	241	A	12"x11.6"	30x29.5	0.97	3.36	1.53				✓	✓	✓
ARRO17	221	A	12"x12"	30x30	0.97	2.81	1.27				✓	✓	✓
ARRO19	378	A	4"x14"	10x35	0.39	2.00	0.92				✓	✓	✓
BOBO02	456	E	28"x6"	70x17	-	88	40						
BOBO08	94	E	11.8"x11.8"	30x30	0.97	3.61	1.64	✓	✓	✓	✓	✓	✓
BOBO09	94	E	11.8"x11.8"	30x30	0.97	3.61	1.64	✓	✓	✓	✓	✓	✓
BOCA01	117	-	12"x12"	30x30	0.97	1.20	0.55						
BOFO01	96	E	11.8"x11.8"	30x30	0.97	3.61	1.64	✓	✓	✓	✓	✓	✓
BOMA01	368	-	13"x14.4"	32x36	1.30	1.54	0.70		✓				
BOMA04	368	-	21"x8"	52x20	1.17	1.54	0.70		✓				
BOMI01	368	-	13"x14.4"	32x36	1.30	1.54	0.70		✓				
BOMI04	368	-	21"x8"	52x20	1.17	1.54	0.70		✓				
CEBE09	194	D	11.9"x11.8"	30.3x30.1	1.00	3.97	1.80	✓	✓		✓	✓	✓
CEBE10	198	D	11.8"x12.2"	30x31	1.00	3.11	1.41	✓	✓			✓	
CEBL17	204	D	11.8"x11.8"	30x30	0.97	2.64	1.20					✓	✓
CEBL18	205	D	11.8"x11.8"	30x30	0.97	2.64	1.20					✓	✓
CEBL19	205	D	13"x10.6"	33x27	0.96	2.64	1.20					✓	✓
CEBL25	153	D	11.3"x11.6"	28.8x29.4	0.91	2.20	1.00				✓	✓	✓
CEBL29	138	D	11.8"x11.8"	30x30	0.97	3.97	1.80	✓	✓		✓	✓	✓
CEBL30	202	D	11.6"x11.6"	29.5x29.5	0.93	2.71	1.23					✓	✓
CEBL36	184	D	11.8"x11.8"	30x30	0.97	2.54	1.15	✓	✓			✓	✓
CEBL47	144	D	11.2"x11.2"	28.5x28.5	0.97	2.69	1.22					✓	
CEBL48	148	D	11.2"x11.2"	28.5x28.5	0.97	2.69	1.22					✓	
CEBL49	156	D	11.2"x11.6"	28.5x29.5	0.90	2.23	1.01	✓	✓		✓	✓	✓
CEGR28	174	D	11.8"x11.8"	30x30	0.97	2.80	1.27	✓	✓			✓	✓
CEGR29	178	D	11.8"x11.4"	30x29	0.93	2.80	1.27	✓	✓			✓	✓
CEGR32	192	D	11.9"x11.8"	30.3x30.1	0.98	3.97	1.80	✓	✓		✓	✓	✓
CEGR35	146	D	11.2"x11.2"	28.5x28.5	0.97	2.69	1.22					✓	
CEGR36	200	D	11.8"x12.2"	30x31	0.87	3.11	1.41	✓	✓			✓	
CEGR37	160	D	11.8"x11.8"	30x30	0.97	4.23	1.91	✓	✓		✓	✓	✓















Ref.	Page	Treatment	Size		SqFt Pce	Weight per unit							
			in	cm		lb	kg						
CEMA04	136	D	11.8"x11.8"	30x30	0.97	3.88	1.76	✓	✓		✓	✓	✓
CEMA07	190	D	12"x12"	30.5x30.5	1.00	2.42	1.10	✓	✓			✓	✓
CEMI09	204	D	11.8"x11.8"	30x30	0.97	2.64	1.20					✓	✓
CEMI45	158	D	11.7"x13.2"	29.8x33.4	1.07	3.53	1.60	✓	✓		✓	✓	✓
CEMI46	138	D	11.8"x11.8"	30x30	0.97	3.97	1.80	✓	✓		✓	✓	✓
CEMI47	202	D	11.5"x11.5"	29x29	0.93	2.91	1.32					✓	✓
CEMI48	176	D	11.8"x11.8"	30x30	0.97	2.80	1.27	✓	✓			✓	✓
CEMI49	180	D	11.8"x11.4"	30x29	0.94	2.80	1.27	✓	✓			✓	✓
CEMI50	186	D	11.8"x11.8"	30x30	0.97	2.54	1.15	✓	✓			✓	✓
CEMI51	166	D	11.8"x11.8"	30x30	0.97	2.73	1.24	✓				✓	✓
CEMI52	168	D	11.8"x11.8"	30x30	0.97	2.73	1.24	✓				✓	✓
CEMI53	170	D	11.8"x11.8"	30x30	0.97	2.73	1.24	✓				✓	✓
CEMI64	132	D	12"x12"	30.5x30.5	1.00	2.79	1.27	✓	✓			✓	✓
CEMI67	188	D	12"x12"	30.5x30.5	1.00	2.42	1.10	✓	✓			✓	✓
CEMI68	134	D	11.8"x11.8"	30x30	0.97	3.97	1.80	✓	✓		✓	✓	✓
CENO31	154	D	11.3"x11.6"	28.8x29.4	0.91	2.20	1.00				✓	✓	✓
CENO40	156	D	11.2"x11.6"	28.5x29.5	0.90	2.23	1.01	✓	✓		✓	✓	✓
CEVE16	150	D	11.2"x11.2"	28.5x28.5	0.87	2.69	1.22					✓	
CIBE01	421	G	8"x8"	20x20	0.44	2.80	1.10		✓	✓		✓	
CIBE02	430	G	4"x8"	10x20	-	1.40	0.55						
CIBL01	419	G	8"x8"	20x20	0.44	2.80	1.10		✓	✓		✓	
CIBL02	393	G	8"x8"	20x20	0.44	2.80	1.10		✓	✓		✓	
CIBL03	423	G	8"x9"	20x23	0.50	2.40	1.30		✓	✓		✓	
CIBL04	430	G	4"x8"	10x20	-	1.40	0.55						
CIBL05	430	G	4"x8"	10x20	-	1.40	0.55						
CIBL06	421	G	8"x8"	20x20	0.44	0.65	1.20		✓	✓		✓	
CIBL07	430	G	4"x8"	10x20	-	1.40	0.55						
CIGR01	394	G	8"x8"	20x20	0.44	2.80	1.10		✓	✓		✓	
CIGR02	391	G	8"x8"	20x20	0.44	2.80	1.10		✓	✓		✓	
CIGR03	429	G	8"x9"	20x23	0.50	2.40	1.30		✓	✓		✓	
CIGR04	423	G	8"x9"	20x23	0.50	2.40	1.30		✓	✓		✓	
CIGR05	430	G	4"x8"	10x20	-	1.40	0.55						
CIGR06	430	G	4"x8"	10x20	-	1.40	0.55						
CIJA01	421	G	8"x8"	20x20	0.44	2.80	1.10		✓	✓		✓	
CIJA02	430	G	4"x8"	10x20	-	1.40	0.55						
CIMI01	405	G	8"x8"	20x20	0.44	2.80	1.10		✓	✓		✓	
CIMI02	405	G	8"x8"	20x20	0.44	2.80	1.10		✓	✓		✓	
CIMI03	415	G	8"x8"	20x20	0.44	2.80	1.10		✓	✓		✓	
CIMI04	413	G	8"x8"	20x20	0.44	2.80	1.10		✓	✓		✓	

Ref.	Page	Treatment	Size		SqFt Pce	Weight per unit							
			in	cm		lb	kg						
CIMI05	419	G	8"x8"	20x20	0.44	2.80	1.10		✓	✓		✓	
CIMI06	419	G	8"x8"	20x20	0.44	2.80	1.10		✓	✓		✓	
CIMI08	393	G	8"x8"	20x20	0.44	2.80	1.10		✓	✓		✓	
CIMI09	393	G	8"x8"	20x20	0.44	2.80	1.10		✓	✓		✓	
CIMI13	406	G	8"x8"	20x20	0.44	2.80	1.10		✓	✓		✓	
CIMI14	406	G	8"x8"	20x20	0.44	2.80	1.10		✓	✓		✓	
CIMI18	416	G	8"x8"	20x20	0.44	2.80	1.10		✓	✓		✓	
CIMI20	416	G	8"x8"	20x20	0.44	2.80	1.10		✓	✓		✓	
CIMI21	397	G	8"x8"	20x20	0.44	2.80	1.10		✓	✓		✓	
CIMI22	427	G	8"x9"	20x23	0.50	2.40	1.30		✓	✓		✓	
CIMI23	427	G	8"x9"	20x23	0.50	2.40	1.30		✓	✓		✓	
CIMI28	410	G	8"x8"	20x20	0.44	2.80	1.10		✓	✓		✓	
CIMI31	421	G	8"x8"	20x20	0.44	2.80	1.10		✓	✓		✓	
CIMI32	421	G	8"x8"	20x20	0.44	2.80	1.10		✓	✓		✓	
CIMI33	408	G	8"x8"	20x20	0.44	2.80	1.10		✓	✓		✓	
CIMI34	408	G	8"x8"	20x20	0.44	2.80	1.10		✓	✓		✓	
CIMI37	421	G	8"x8"	20x20	0.44	2.80	1.10		✓	✓		✓	
CIMI43	420	G	8"x8"	20x20	0.44	2.80	1.10		✓	✓		✓	
CIMI45	423	G	8"x9"	20x23	0.50	2.40	1.30		✓	✓		✓	
CIMI46	423	G	8"x9"	20x23	0.50	2.40	1.30		✓	✓		✓	
CIMI47	400	G	8"x8"	20x20	0.44	2.80	1.10		✓	✓		✓	
CIMI48	429	G	8"x9"	20x23	0.50	2.40	1.30		✓	✓		✓	
CIMI51	420	G	8"x8"	20x20	0.44	2.80	1.10		✓	✓		✓	
CIMI59	403	G	8"x8"	20x20	0.44	2.80	1.10		✓	✓		✓	
CIMI60	403	G	8"x8"	20x20	0.44	2.80	1.10		✓	✓		✓	
CIMI61	402	G	8"x8"	20x20	0.44	2.80	1.10		✓	✓		✓	
CIMI62	402	G	8"x8"	20x20	0.44	2.80	1.10		✓	✓		✓	
CIMI64	420	G	8"x8"	20x20	0.44	2.80	1.10		✓	✓		✓	
CIMI67	398	G	8"x8"	20x20	0.44	2.80	1.10		✓	✓		✓	
CIMI68	391	G	8"x8"	20x20	0.44	2.80	1.10		✓	✓		✓	
CIMI73	394	G	8"x8"	20x20	0.44	2.80	1.10		✓	✓		✓	
CIMI74	398	G	8"x8"	20x20	0.44	2.80	1.10		✓	✓		✓	
CIMI79	421	G	8"x8"	20x20	0.44	2.80	1.10		✓	✓		✓	
CIMI82	391	G	8"x8"	20x20	0.44	2.80	1.10		✓	✓		✓	
CIMI83	394	G	8"x8"	20x20	0.44	2.80	1.10		✓	✓		✓	
CIMI106	420	G	8"x8"	20x20	0.44	2.80	1.10		✓	✓		✓	
CINO01	397	G	8"x8"	20x20	0.44	2.80	1.10		✓	✓		✓	
CINO02	423	G	8"x9"	20x23	0.50	2.40	1.30		✓	✓		✓	
CINO03	430	G	4"x8"	10x20	-	1.40	0.55						

Ref.	Page	Treatment	Size		SqFt Pce	Weight per unit							
			in	cm		lb	kg						
CIRO01	421	G	8"x8"	20x20	0.44	2.80	1.10		✓	✓		✓	
CIRO02	430	G	4"x8"	10x20	-	1.40	0.55						
CITA01	415	G	8"x8"	20x20	0.44	2.80	1.10		✓	✓		✓	
CITA02	430	G	4"x8"	10x20	-	0.65	1.20						
CIVE01	421	G	8"x8"	20x20	0.44	2.80	1.10		✓	✓		✓	
CIVE02	430	G	4"x8"	10x20	-	1.40	0.55	✓	✓	✓	✓	✓	✓
ECO08	301	A	11.8"x11.8"	30x30	0.97	3.82	1.73	✓	✓	✓	✓	✓	✓
ECO09	301	A	11.8"x11.8"	30x30	0.97	3.82	1.73	✓	✓	✓	✓	✓	✓
ECO11	29	A	11.8"x11.8"	30x30	0.97	3.82	1.73	✓	✓	✓	✓	✓	✓
ECO12	91	F	11.8"x11.8"	30x30	0.97	3.82	1.73	✓	✓	✓	✓	✓	✓
ECO13	110	A	11.8"x11.8"	30x30	0.97	3.82	1.73	✓	✓	✓	✓	✓	✓
ECO14	111	A	11.8"x11.8"	30x30	0.97	3.82	1.73	✓	✓	✓	✓	✓	✓
ECO21	356	D	11.8"x11.8"	30x30	0.97	3.60	1.63				✓	✓	
ECO23	356	D	11.8"x11.8"	30x30	0.97	3.34	1.51				✓	✓	
ECO24	358	D	11.8"x11.8"	30x30	0.97	3.25	1.47				✓	✓	
ECO25	358	D	11.8"x11.8"	30x30	0.97	3.36	1.52				✓	✓	
ECO27	360	D	11.8"x11.8"	30x30	0.97	3.38	1.53						
ECO28	218	F	11.6"x11.7"	29.4x29.8	0.94	2.32	1.05				✓	✓	
GABE01R	49	A	12"x12"	20x20	1.00	3.82	1.73	✓	✓	✓	✓	✓	✓
GABE02R/30	49	A	4"x12"	10x30	0.33	1.33	0.60	✓	✓	✓	✓	✓	✓
GABE03	55	B	12"x12"	30x30	0.97	4.80	2.18	✓	✓	✓	✓	✓	✓
GABE04/30	55	B	4"x12"	10x30	0.33	1.33	0.60	✓	✓	✓	✓	✓	✓
GABE11	26	A	12"x12"	30x30	0.97	3.82	1.73	✓	✓	✓	✓	✓	✓
GABE12/30	26	A	4"x12"	10x30	0.33	1.33	0.60	✓	✓	✓	✓	✓	✓
GABE14	32	A	12"x12"	30x30	0.97	3.82	1.73	✓	✓	✓	✓	✓	✓
GABE15/30	32	A	4"x12"	10x30	0.33	1.33	0.60	✓	✓	✓	✓	✓	✓
GABE17	38	B	12"x12"	30x30	0.97	3.82	1.73	✓	✓	✓	✓	✓	✓
GABE18/30	38	B	4"x12"	10x30	0.33	1.33	0.60	✓	✓	✓	✓	✓	✓
GABE19	42	A	11.8"x11.8"	30x30	0.97	3.22	1.46	✓				✓	
GABE21	42	A	11.8"x12"	30x30.6	0.98	2.20	1.00	✓	✓			✓	✓
GABL01R	52	A	12"x12"	30x30	0.97	3.82	1.73	✓	✓	✓	✓	✓	✓
GABL02R/30	52	A	4"x12"	10x30	0.33	1.33	0.60	✓	✓	✓	✓	✓	✓
GABL03	56	B	12"x12"	30x30	0.97	4.80	2.18	✓	✓	✓	✓	✓	✓
GABL04/30	56	B	4"x12"	10x30	0.33	1.33	0.60	✓	✓	✓	✓	✓	✓
GABL17	27	A	12"x12"	30x30	0.97	3.82	1.73	✓	✓	✓	✓	✓	✓
GABL18/30	27	A	4"x12"	10x30	0.33	1.33	0.60	✓	✓	✓	✓	✓	✓
GABL20	33	A	12"x12"	30x30	0.97	3.82	1.73	✓	✓	✓	✓	✓	✓
GABL21/30	33	A	4"x12"	10x30	0.33	1.33	0.60	✓	✓	✓	✓	✓	✓
GABL22	58	A	6"x12"	15x30	0.50	3.61	1.64				✓	✓	✓

Ref.	Page	Treatment	Size		SqFt Pce	Weight per unit							
			in	cm		lb	kg						
GABL23	40	B	12"x12"	30x30	0.97	3.82	1.73	✓	✓	✓	✓	✓	✓
GABL24/30	40	B	4"x12"	10x30	0.33	1.33	0.60	✓	✓	✓	✓	✓	✓
GABL25	35	A	6"x12"	15x30	0.50	1.81	0.82	✓	✓	✓	✓	✓	✓
GABL27	41	B	12"x12"	30x30	0.97	3.82	1.73	✓	✓	✓	✓	✓	✓
GAGR01R	52	A	12"x12"	30x30	0.97	3.82	1.73	✓	✓	✓	✓	✓	✓
GAGR02R/30	52	A	4"x12"	10x30	0.33	1.33	0.60	✓	✓	✓	✓	✓	✓
GAGR03	64	A	12"x12"	30x30	0.97	3.01	1.36	✓	✓			✓	✓
GAGR04/30	64	A	4"x12"	10x30	0.33	1.00	0.45	✓	✓			✓	✓
GAGR05R	52	A	12"x12"	30x30	0.97	3.82	1.73	✓	✓	✓	✓	✓	✓
GAGR06R/30	52	A	4"x12"	10x30	0.33	1.33	0.60	✓	✓	✓	✓	✓	✓
GAGR07R	53	A	12"x12"	30x30	0.97	3.82	1.73	✓	✓	✓	✓	✓	✓
GAGR08R/30	53	A	4"x12"	10x30	0.33	1.33	0.60	✓	✓	✓	✓	✓	✓
GAGR09	22	F	11.8"x11.8"	30x30	0.97	4.41	2.00	✓	✓			✓	✓
GAGR10	62	A	12"x12"	30.5x30.5	1.00	3.31	1.50					✓	
GAGR11	62	A	12"x12"	30.5x30.5	1.00	3.31	1.50					✓	
GAJA04	31	A	12"x12"	30x30	0.97	3.82	1.73	✓	✓	✓	✓	✓	✓
GAJA05/30	31	A	4"x12"	10x30	0.33	1.33	0.60	✓	✓	✓	✓	✓	✓
GAJA06R	47	A	12"x12"	30x30	0.97	3.82	1.73	✓	✓	✓	✓	✓	✓
GAJA07R/30	47	A	4"x12"	10x30	0.33	1.33	0.60	✓	✓	✓	✓	✓	✓
GAMA01	54	B	12"x12"	30x30	0.97	4.80	2.18	✓	✓	✓	✓	✓	✓
GAMA02/30	54	B	4"x12"	10x30	0.33	1.33	0.60	✓	✓	✓	✓	✓	✓
GAMA11	41	B	12"x12"	30x30	0.97	3.82	1.73	✓	✓	✓	✓	✓	✓
GAMA12/30	41	B	4"x12"	10x30	0.33	1.33	0.60	✓	✓	✓	✓	✓	✓
GAMI03R	47	A	12"x12"	30x30	0.97	3.82	1.73	✓	✓	✓	✓	✓	✓
GAMI04	55	B	12"x12"	30x30	0.97	4.80	2.18	✓	✓	✓	✓	✓	✓
GAMI10R/30	47	A	4"x12"	10x30	0.33	1.33	0.60	✓	✓	✓	✓	✓	✓
GAMI11/30	55	B	4"x12"	10x30	0.33	1.33	0.60	✓	✓	✓	✓	✓	✓
GAMI36	28	A	12"x12"	30x30	0.97	3.82	1.73	✓	✓	✓	✓	✓	✓
GAMI37/30	28	A	4"x12"	10x30	0.33	1.33	0.60	✓	✓	✓	✓	✓	✓
GAMI38	24	A	12"x12"	30x30	0.97	3.82	1.73	✓	✓	✓	✓	✓	✓
GAMI39/30	24	A	4"x12"	10x30	0.33	1.33	0.60	✓	✓	✓	✓	✓	✓
GAMI40	25	A	12"x12"	30x30	0.97	3.82	1.73	✓	✓	✓	✓	✓	✓
GAMI41/30	25	A	4"x12"	10x30	0.33	1.33	0.60	✓	✓	✓	✓	✓	✓
GAMI42R	47	A	12"x12"	30x30	0.97	3.82	1.73	✓	✓	✓	✓	✓	✓
GAMI43R/30	47	A	4"x12"	10x30	0.33	1.33	0.60	✓	✓	✓	✓	✓	✓
GAMI56R	46	A	12"x12"	30x30	0.97	3.82	1.73	✓	✓	✓	✓	✓	✓
GAMI57R/30	46	A	4"x12"	10x30	0.33	1.33	0.60	✓	✓	✓	✓	✓	✓
GAMI58R	46	A	12"x12"	30x30	0.97	3.82	1.73	✓	✓	✓	✓	✓	✓
GAMI59R/30	46	A	4"x12"	10x30	0.33	1.33	0.60	✓	✓	✓	✓	✓	✓

Ref.	Page	Treatment	Size		SqFt Pce	Weight per unit							
			in	cm		lb	kg						
GAMI62R	46	A	12"x12"	30x30	0.97	3.82	1.73	✓	✓	✓	✓	✓	✓
GAMI63R/30	46	A	4"x12"	10x30	0.33	1.33	0.60	✓	✓	✓	✓	✓	✓
GAMI74	33	A	12"x12"	30x30	0.97	3.82	1.73	✓	✓	✓	✓	✓	✓
GAMI75/30	33	A	4"x12"	10x30	0.33	1.33	0.60	✓	✓	✓	✓	✓	✓
GAMI76	33	A	12"x12"	30x30	0.97	3.82	1.73	✓	✓	✓	✓	✓	✓
GAMI80	32	A	12"x12"	30x30	0.97	3.82	1.73	✓	✓	✓	✓	✓	✓
GAMI81/30	32	A	4"x12"	10x30	0.33	1.33	0.60	✓	✓	✓	✓	✓	✓
GAMI82R	47	A	12"x12"	30x30	0.97	3.82	1.73	✓	✓	✓	✓	✓	✓
GAMI83	26	A	12"x12"	30x30	0.97	3.82	1.73	✓	✓	✓	✓	✓	✓
GAMI84R/30	47	A	4"x12"	10x30	0.33	1.33	0.60	✓	✓	✓	✓	✓	✓
GAMI85/30	26	A	4"x12"	10x30	0.33	1.33	0.60	✓	✓	✓	✓	✓	✓
GAMI86	39	B	12"x12"	30x30	0.97	3.82	1.73	✓	✓	✓	✓	✓	✓
GAMI87/30	39	B	4"x12"	10x30	0.33	1.33	0.60	✓	✓	✓	✓	✓	✓
GAMI92	35	A	6"x12"	15x30	0.50	1.81	0.82	✓	✓	✓	✓	✓	✓
GAMI97	62	A	12"x12"	30.5x30.5	1.00	3.31	1.50					✓	
GAMI98	62	A	12"x12"	30.5x30.5	1.00	3.31	1.50					✓	
GANO01R	48	A	12"x12"	30x30	0.97	3.82	1.73	✓	✓	✓	✓	✓	✓
GANO02R/30	48	A	4"x12"	10x30	0.33	1.33	0.60	✓	✓	✓	✓	✓	✓
GANO03	54	B	12"x12"	30x30	0.97	4.80	2.18	✓	✓	✓	✓	✓	✓
GANO04/30	54	B	4"x12"	10x30	0.33	1.33	0.60	✓	✓	✓	✓	✓	✓
GANO15	27	A	12"x12"	30x30	0.97	3.82	1.73	✓	✓	✓	✓	✓	✓
GANO16/30	27	A	4"x12"	10x30	0.33	1.33	0.60	✓	✓	✓	✓	✓	✓
GANO18	58	A	6"x12"	15x30	0.50	3.61	1.64			✓	✓	✓	✓
GANO19	41	B	12"x12"	30x30	0.97	3.82	1.73	✓	✓	✓	✓	✓	✓
GANO20/30	41	B	4"x12"	10x30	0.33	1.33	0.60	✓	✓	✓	✓	✓	✓
GANO21	35	A	6"x12"	15x30	0.50	1.81	0.82	✓	✓	✓	✓	✓	✓
GANO23	34	A	12"x12"	30x30	0.97	3.82	1.73	✓	✓	✓	✓	✓	✓
GASC01	30	A	12"x12"	30x30	0.97	3.82	1.73	✓	✓	✓	✓	✓	✓
GASC02/30	30	A	4"x12"	10x30	0.33	1.33	0.60	✓	✓	✓	✓	✓	✓
GATU01	64	A	12"x12"	30x30	0.97	3.01	1.36	✓	✓			✓	✓
GATU02/30	64	A	4"x12"	10x30	0.33	1.00	0.45	✓	✓			✓	✓
GAVE03	22	A	12"x12"	30x30	0.97	3.53	1.60	✓	✓	✓	✓	✓	✓
GAVE04/30	22	A	4"x12"	10x30	0.33	1.33	0.60	✓	✓	✓	✓	✓	✓
GAVE11	108	A	11.8"x11.8"	30x30	0.97	3.53	1.60	✓	✓	✓	✓	✓	✓
LABL01	451	-	5"x20"	40.4x12	-	27.1	12.3						
LABL02	449	-	4"x20"	40.5x10	-	41.7	18.9						
LAFA01	450	-	5"x20"	40.4x12	-	27.1	12.3						
LAFA02	448	-	4"x20"	40.5x10	-	41.7	18.9						
LANO01	451	-	5"x20"	40.4x12	-	27.1	12.3						

Ref.	Page	Treatment	Size		SqFt Pce	Weight per unit							
			in	cm		lb	kg						
LANO02	449	-	4"x20"	40.5x10	-	41.7	18.9						
LATA01	450	-	5"x20"	40.4x12	-	27.1	12.3						
LATA02	448	-	4"x20"	40.5x10	-	41.7	18.9						
MABE123	288	F	16"x6.8"	40.6x17.2	0.76	3.75	1.70	✓	✓		✓	✓	
MABE131	78	F	12"x12"	30.5x30.5	1.00	3.75	1.70	✓	✓	✓	✓	✓	✓
MABE132	294	F	11.9"x11.9"	30.2x30.2	0.99	5.03	2.28		✓				
MABE133	270	F	12"x12"	30.5x30.5	1.00	5.14	2.33	✓	✓	✓	✓	✓	✓
MABG01	99	F	11.6"x12"	29x30.5	0.97	3.81	1.70	✓	✓	✓	✓	✓	✓
MABL01	90	F	11.8"x 11.8"	30x30	0.97	3.82	1.73	✓	✓	✓	✓	✓	✓
MABL02/30	90	F	4"x12"	10x30	0.33	1.33	0.60	✓	✓	✓	✓	✓	✓
MABL29	462	E	16"x36"	40x90	-	242.55	110						
MABL30	463	E	16"x36"	40x90	-	242.55	110						
MABL48	460	E	16"x16"	40x40	-	242.55	110						
MABL54	457	E	16 1/4"x6"	40.6x15	-	37.49	17						
MABL55	289	F	11.6"x11.6"	29x29	0.93	3.48	1.58	✓	✓	✓	✓	✓	✓
MABL64	92	F	11.8"x 11.8"	30x30	0.97	3.82	1.73	✓	✓	✓	✓	✓	✓
MABL65/30	92	F	4"x12"	10x30	0.33	1.33	0.60	✓	✓	✓	✓	✓	✓
MABL73	458	E	16 3/8"x4 3/4"	41x12	-	48.51	22						
MABL74	100	F	11.8"x 11.8"	30x30	0.97	4.40	2.00	✓	✓	✓	✓	✓	✓
MABL75/30	100	F	4"x12"	10x30	0.33	1.70	0.76	✓	✓	✓	✓	✓	✓
MABL95	22	A	12"x12"	30x30	0.97	3.97	1.81	✓	✓	✓	✓	✓	✓
MABL104	380	F	6"x12"	15x30	0.50	2.42	1.10	✓	✓	✓	✓	✓	✓
MABL105	374	F	11.4"x17.7"	28x48	1.52	5.29	2.40	✓	✓	✓	✓	✓	
MABL109	280	F	11"x11"	28x28	0.84	3.97	1.80	✓	✓	✓	✓	✓	✓
MABL110	260	F	11.4"x11.3"	28.9x28.6	0.95	3.97	1.80	✓	✓	✓	✓	✓	
MABL111	262	F	11.7"x11.1"	29.6x28.3	0.90	3.97	1.80	✓	✓	✓	✓	✓	
MABL117	82	F	12"x12"	30.5x30.5	1.00	3.44	1.56	✓	✓	✓	✓	✓	✓
MABL118	292	F	11.9"x11.9"	30.2x30.2	0.99	5.03	2.28		✓				
MABL119	256	F	12"x12"	30.5x30.5	1.00	5.12	2.33	✓	✓	✓	✓	✓	✓
MABL120	258	F	10"x12"	25.5x30.5	0.83	4.30	1.95	✓	✓	✓	✓	✓	✓
MABL121	259	F	9.7"x11"	24.5x28	0.74	3.79	1.72	✓	✓	✓	✓	✓	✓
MABL122	268	F	12"x12"	30.5x30.5	1.00	5.14	2.33	✓	✓	✓	✓	✓	✓
MACA01	100	F	11.8"x11.8"	30x30	0.97	4.40	2.00	✓	✓	✓	✓	✓	✓
MACA02/30	100	F	4"x12"	10x30	0.33	1.70	0.76	✓	✓	✓	✓	✓	✓
MACA03	103	F	11.6"x12"	29.5x30.5	0.97	4.20	1.90	✓	✓	✓	✓	✓	✓
MACA04	99	F	11.6"x12"	29x30.5	0.97	3.81	1.70	✓	✓	✓	✓	✓	✓
MACA05	380	F	6"x12"	15x30	0.50	2.42	1.10	✓	✓	✓	✓	✓	✓
MAGR01	87	F	11.8"x11.8"	30x30	0.97	3.82	1.73	✓	✓	✓	✓	✓	✓
MAGR02/30	87	F	4"x12"	10x30	0.33	1.33	0.60	✓	✓	✓	✓	✓	✓

Ref.	Page	Treatment	Size		SqFt Pce	Weight per unit							
			in	cm		lb	kg						
MAGR29	462	E	16"x36"	40x90	-	242.55	110						
MAGR30	463	E	16"x36"	40x90	-	242.55	110						
MAGR40	460	E	16"x16"	40x40	-	242.55	110						
MAGR45	457	E	16 1/4"x6"	40.6x15	-	37.49	17						
MAGR46	454	E	6"x24"	16.5x60	-	44.10	20						
MAGR47	289	F	11.6"x11.6"	29x29	0.93	3.48	1.58	✓	✓	✓	✓	✓	✓
MAGR88	100	F	11.8"x 11.8"	30x30	0.97	4.40	2.00	✓	✓	✓	✓	✓	✓
MAGR89/30	100	F	4"x12"	10x30	0.45	1.70	0.76	✓	✓	✓	✓	✓	✓
MAGR92	103	F	11.6"x12"	29.5x30.5	0.97	4.20	1.90	✓	✓	✓	✓	✓	✓
MAGR103	282	F	11.8"x11.8"	30x30	0.97	3.31	1.50	✓	✓		✓	✓	
MAGR104	99	F	11.6"x12"	29x30.5	0.97	3.81	1.70	✓	✓	✓	✓	✓	
MAGR105	288	F	16"x6.8"	40.6x17.2	0.76	3.75	1.70	✓	✓		✓	✓	
MAGR106	288	F	11.8"x11.8"	30x30	0.97	3.52	1.60	✓	✓		✓	✓	
MAGR107	297	F	12.5"x12.5"	31.8x31.8	1.09	3.61	1.64	✓	✓	✓	✓	✓	✓
MAGR108	296	F	11.7"x11.7"	29.8x29.8	0.95	3.28	1.49	✓	✓	✓	✓	✓	✓
MAGR110	297	F	12.4"x9.5"	31.5x24.2	0.82	2.78	1.26	✓	✓	✓	✓	✓	✓
MAGR113	376	F	11.4"x17.7"	28x48	1.52	5.29	2.40	✓	✓	✓	✓	✓	
MAGR116	264	F	12"x12"	30.5x30.5	1.00	3.75	1.70	✓	✓	✓	✓	✓	✓
MAGR117	264	F	11.8"x11.8"	30x30	0.97	4.19	1.90	✓	✓	✓	✓	✓	✓
MAGR118	266	F	12"x12"	30.5x30.5	1.00	3.75	1.70	✓	✓	✓		✓	
MAGR119	266	F	11.8"x11.8"	30x30	0.97	4.19	1.90	✓	✓	✓		✓	
MAGR120	80		12"x12"	30.5x30.5	1.00	3.55	1.61	✓	✓	✓	✓	✓	✓
MAGR121	84		12"x12"	30.5x30.5	1.00	3.75	1.70	✓	✓	✓	✓	✓	✓
MAJA52	92	F	11.8"x11.8"	30x30	0.97	3.82	1.73	✓	✓	✓	✓	✓	✓
MAMA45	290	E	12"x12"	30x30	0.97	4.40	2.00	✓	✓	✓	✓	✓	✓
MAMI09	86	F	11.8"x 11.8"	30x30	0.97	3.82	1.73	✓	✓	✓	✓	✓	✓
MAMI10/30	86	F	4"x12"	10x30	0.33	1.33	0.60	✓	✓	✓	✓	✓	✓
MAMI11	88	F	11.8"x 11.8"	30x30	0.97	3.82	1.73	✓	✓	✓	✓	✓	✓
MAMI12/ 30	88	F	4"x12"	10x30	0.33	1.33	0.60	✓	✓	✓	✓	✓	✓
MAMI15	289	F	11"x12"	28x30	0.92	3.48	1.58	✓	✓	✓	✓	✓	✓
MAMI19	289	F	11.6"x11.6"	29x29	0.93	3.48	1.58	✓	✓	✓	✓	✓	✓
MAMI29	233	E	12"x12"	30x30	0.97	3.21	1.46	✓			✓		
MAMI30	233	E	12"x12"	30x30	0.97	3.21	1.46	✓			✓		
MAMI32	229	E	12"x12"	30x30	0.97	2.80	1.27	✓			✓		
MAMI33	233	E	12"x12"	30x30	0.97	3.21	1.46	✓			✓		
MAMI50	247	F	12"x12"	30x30	0.97	3.01	1.36	✓			✓		
MAMI51	229	F	12"x12"	30x30	0.97	2.80	1.27	✓		✓	✓		
MAMI54	228	F	12"x12"	30x30	0.97	3.40	1.54	✓		✓	✓		
MAMI57	228	E	12"x12"	30x30	0.97	3.40	1.54	✓		✓	✓		

Ref.	Page	Treatment	Size		SqFt Pce	Weight per unit							
			in	cm		lb	kg						
MAMI78	86	F	11.8"x 11.8"	30x30	0.85	3.82	1.73	✓	✓	✓	✓	✓	✓
MAMI79/30	86	F	4"x12"	10x30	0.33	1.33	0.60	✓	✓	✓	✓	✓	✓
MAMI83	229	E	12"x12"	30x30	0.97	3.00	1.36					✓	
MAMI86	100	F	11.8"x 11.8"	30x30	0.97	4.40	2.00	✓	✓	✓	✓	✓	✓
MAMI92	235	F	12"x12"	30x30	0.97	2.80	1.27	✓			✓	✓	
MAMI93	235	F	12"x12"	30x30	0.97	2.80	1.27	✓			✓	✓	
MAMI94	235	F	12"x12"	30x30	0.97	2.80	1.27	✓			✓	✓	✓
MAMI95	235	F	12"x12"	30x30	0.97	2.80	1.27	✓			✓	✓	
MAMI96/30	100	F	4"x12"	10x30	0.45	1.70	0.76	✓	✓	✓	✓	✓	
MAMI101	125	E	12"x12"	30.5x30.5	1.00	3.40	1.55	✓			✓	✓	
MAMI102	125	E	4"x12"	10x30	0.33	1.25	0.57	✓			✓	✓	
MAMI103	125	E	12"x12"	30.5x30.5	1.00	3.40	1.55	✓			✓	✓	
MAMI104	125	E	4"x12"	10x30	0.33	1.25	0.57	✓			✓	✓	
MAMI119	216	F	11.6"x12"	29.5x30.5	0.95	2.85	1.25					✓	
MAMI120	216	F	11.6"x12"	29.5x30.5	0.95	2.85	1.25					✓	
MAMI123	103	F	11.6"x12"	29.5x30.5	0.97	4.20	1.90	✓	✓	✓	✓	✓	✓
MAMI143	243	E	11.6"x11.6"	29.5x29.5	0.93	3.81	1.73	✓			✓	✓	
MAMI150	238	F	11.8"x11.8"	30x30	0.97	2.50	1.14				✓	✓	✓
MAMI151	238	F	11.8"x11.8"	30x30	0.97	2.50	1.14				✓	✓	
MAMI152	99	F	11.6"x12"	29x30.5	0.97	3.81	1.70	✓	✓	✓	✓	✓	✓
MAMI153	246	F	11.8"x11.8"	30x30	0.97	2.26	1.03				✓	✓	
MAMI164	217	F	11.4"x12"	29x30.5	0.95	2.85	1.25	✓				✓	
MAMI165	216	F	11.4"x12"	29x30.5	0.95	2.85	1.25	✓				✓	
MAMI166	216	F	11.7"x11.7"	29.8x29.8	0.95	3.25	1.45	✓				✓	
MAMI167	216	F	11.7"x11.7"	29.8x29.8	0.95	3.25	1.45	✓				✓	
MAMI168	218	F	11.2"x10.4"	28.5x26.4	0.81	2.64	1.20	✓	✓			✓	
MAMI174	243	D	11.6"x12"	29.5x30.5	0.97	3.70	1.68	✓				✓	
MAMI175	243	D	11.6"x12"	29.5x30.5	0.97	3.70	1.68	✓				✓	
MAMI180	332	F	11.8"x11.8"	30x30	0.97	3.53	1.60	✓	✓			✓	
MAMI181	332	D	11.8"x11.8"	30x30	0.97	3.53	1.60					✓	
MAMI182	284	F	12"x12"	30.5x30.5	1.00	3.75	1.70	✓	✓	✓	✓	✓	✓
MAMI183	284	F	11.8"x11.8"	30x30	0.97	4.19	1.90	✓	✓	✓	✓	✓	✓
MAMI184	286	F	11.8"x11.8"	30x30	0.97	4.19	1.90	✓	✓	✓	✓	✓	✓
MAMI185	286	F	12"x12"	30.5x30.5	1.00	3.75	1.70	✓	✓	✓	✓	✓	✓
MAMI186	260	F	11.4"x11.3"	28.9x28.6	0.89	3.97	1.80	✓	✓	✓	✓	✓	✓
MAMI187	74	F	12"x12"	30.5x30.5	1.00	3.09	1.40	✓	✓	✓	✓	✓	✓
MAMI188	76	F	12"x12"	30.5x30.5	1.00	3.09	1.40	✓	✓	✓	✓	✓	✓
MAMI191	276	F	10.3"x12.5"	26.2x31.8	0.89	4.58	2.08	✓	✓	✓	✓	✓	✓
MAMI192	278	F	10"x12"	25.5x30.5	0.83	4.30	1.95	✓	✓	✓	✓	✓	✓

Ref.	Page	Treatment	Size		SqFt Pce	Weight per unit								
			in	cm		lb	kg							
MAMI193	272	F	11.2"x11.2"	28.5x28.5	0.87	4.48	2.03	✓	✓	✓	✓	✓	✓	✓
MAMI194	274	F	11.2"x11.2"	28.5x28.5	0.87	4.48	2.03	✓	✓	✓	✓	✓	✓	✓
MANO29	462	E	16"x36"	40x90	-	242.55	110							
MANO30	463	E	16"x36"	40x90	-	242.55	110							
MANO36	461	E	16"x16"	40x40	-	242.55	110							
MANO39	457	E	16 1/4"x6"	40.6x15	-	37.49	17							
MANO55	458	E	16 3/8"x4 3/4"	41x12	-	48.51	22							
MANO62	379	F	0.8"x12"	2x30	0.07	0.6	0.26				✓	✓		
MAVE01	291	E	12"x12"	30x30	0.97	4.40	2.00	✓	✓	✓	✓	✓	✓	✓
MAVI01	226	E	12"x12"	30x30	0.97	3.40	1.54				✓	✓		
MEAR19	119	C	12.2"x12.2"	30.5x30.5	1.03	3.00	1.36	✓			✓	✓		
MEAR20	119	C	12"x12"	30.5x30.5	1.00	3.00	1.36	✓			✓	✓		
MEAR22	318	C	11.8"x11.8"	30x30	0.98	1.29	0.59							
MEAR23	320	C	11.9"x11.9"	30.5x30.5	0.98	1.29	0.59							
MEGR01	304	C	11.4"x12.2"	29x31	0.97	1.94	0.88				✓	✓		
MEMI27	240	E	12"x12"	30x30	1.02	3.00	1.36	✓			✓	✓	✓	✓
MEMI29	322	C	12"x12"	30x30	0.97	1.40	0.64				✓	✓		
MEMI51	369	-	11.8"x 11.8"	30x30	0.97	1.21	0.55							
MEMI52	369	-	11.8"x 11.8"	30x30	0.97	1.21	0.55							
MEMI54	322	C	11.8"x11.8"	30x30	0.97	0.66	0.30				✓	✓		
MEMI56	218	C	11.2"x11.7"	28.5x29.8	0.91	2.31	1.05					✓		
MEMI58	306	C	11.4"x12.2"	29x31	0.97	2.01	0.91					✓		
MEMI59	308	C	11.8"x11.8"	30x30	0.91	0.66	0.30	✓				✓		
MEMI60	312	F	11.1"x11.6"	28.2x29.5	0.89	1.87	0.85	✓				✓		
MEMI61	314	C	11.8"x12"	30x30.6	0.98	2.20	1.00					✓		
MEMI63	118	F	11.8"x13.7"	30x34.8	1.12	2.42	1.10	✓				✓		
MEMI64	304	C	11.4"x12.2"	29x31	0.97	1.94	0.88				✓	✓		
MENO09	310	C	11.5"x11.5"	29.2x29.2	0.92	2.09	0.95				✓	✓		
MEOR10	316	C	11.8"x11.8"	30x30	0.97	1.29	0.59							
MEOR11	320	C	11.9"x11.9"	30.5x30.5	0.98	1.29	0.59							
PIBL10	113	A	12"x12"	30x30	0.97	3.55	1.61	✓	✓			✓	✓	✓
PIBL11	113	A	4"x12"	10x30	0.33	1.43	0.65	✓	✓			✓	✓	✓
PIBL12	65	A	12"x12"	30x30	0.97	2.20	1.00	✓	✓			✓	✓	✓
PIBL13	65	A	4"x12"	10x30	0.33	0.66	0.30	✓	✓			✓	✓	✓
PIBL14	67	A	12"x12"	30x30	0.97	2.54	1.15	✓	✓			✓	✓	✓
PIBL15	67	A	4"x12"	10x30	0.33	0.84	0.38	✓	✓			✓	✓	✓
PIBL18	66	A	12"x12"	30x30	0.97	2.76	1.25	✓	✓			✓	✓	✓
PIBL19	66	A	4"x12"	10x30	0.33	0.88	0.40	✓	✓			✓	✓	✓
PIGR28	65	A	12"x12"	30x30	0.97	2.20	1.00	✓	✓			✓	✓	✓

Ref.	Page	Treatment	Size		SqFt Pce	Weight per unit								
			in	cm		lb	kg							
PIGR29	65	A	4"x12"	10x30	0.33	0.66	0.30	✓	✓			✓	✓	✓
PIGR30	68	A	12"x12"	30x30	0.97	2.54	1.15	✓	✓			✓	✓	✓
PIGR31	68	A	4"x12"	10x30	0.33	0.84	0.38	✓	✓			✓	✓	✓
PIGR32	93	A	11.8"x 11.8"	30x30	0.97	2.98	1.35	✓	✓			✓	✓	✓
PIGR33	93	A	4"x12"	10x30	0.33	0.99	0.45	✓	✓			✓	✓	✓
PIGR34	66	A	12"x12"	30x30	0.97	2.76	1.25	✓	✓			✓	✓	✓
PIGR35	66	A	4"x12"	10x30	0.33	0.88	0.40	✓	✓			✓	✓	✓
PIGR40	206	C	12.2"x11.8"	31x30	1.00	3.09	1.40							
PIMI03	459	C	16.5"x16.5"	42x42	-	83.77	38							
PIMI07	112	A	12"x12"	30x30	0.97	3.82	1.73	✓				✓	✓	✓
PIMI08	112	A	4"x12"	10x30	0.33	1.26	0.57	✓				✓	✓	✓
PIMI09	113	A	12"x12"	30x30	0.97	3.82	1.73	✓				✓	✓	✓
PIMI10	113	A	4"x12"	10x30	0.33	1.26	0.57	✓				✓	✓	✓
PIMI18	114	A	12"x12"	30x30	0.97	3.54	1.61	✓				✓	✓	✓
PIMI19	114	A	4"x12"	10x30	0.33	1.43	0.65	✓				✓	✓	✓
PIMI20	114	A	12"x12"	30x30	0.97	3.54	1.61	✓				✓	✓	✓
PIMI21	114	A	4"x12"	10x30	0.33	1.43	0.65	✓				✓	✓	✓
PIMI22	113	A	12"x12"	30x30	0.97	3.54	1.61	✓	✓			✓	✓	✓
PIMI23	113	A	4"x12"	10x30	0.33	1.69	0.65	✓	✓			✓	✓	✓
PIMI24	247	A	12"x12"	30.5x30.5	1.00	3.19	1.45	✓				✓		
PIMI26	65	A	12"x12"	30x30	0.97	2.20	1.00	✓	✓			✓	✓	✓
PIMI27	65	A	4"x12"	10x30	0.33	0.66	0.30	✓	✓			✓	✓	✓
PIMI28	67	A	12"x12"	30x30	0.97	2.54	1.15	✓	✓			✓	✓	✓
PIMI29	67	A	4"x12"	10x30	0.33	0.84	0.38	✓	✓			✓	✓	✓
PIMI30	282	A	11.8"x12"	30x30.5	0.98	3.97	1.80				✓	✓		
PIMI31	232	F	12"x12"	30x30	0.97	3.97	1.80	✓			✓	✓	✓	✓
PIMI32	232	A	12"x12"	30x30	0.97	3.97	1.80	✓			✓	✓	✓	✓
PIMI36	93	A	12"x12"	30.5x30.5	1.00	2.56	1.16	✓	✓		✓	✓		
PIMI40	210	F	11.8"x12"	30x30.5	1.25	4.40	2.00	✓	✓	✓	✓	✓	✓	✓
PIMI41	212	F	13"x13.8"	33x35	1.25	5.94	2.70	✓	✓	✓	✓	✓	✓	✓
PIMI42	212	F	12"x12"	30.5x30.5	1.00	4.40	2.00	✓	✓	✓	✓	✓	✓	✓
QUBE02	299	A	12"x12"	30x30	0.97	3.82	1.73	✓	✓	✓	✓	✓	✓	✓
QUBE04	86	A	11.8"x 11.8"	30x30	0.97	3.82	1.73	✓	✓	✓	✓	✓	✓	✓
QUBE05/30	86	A	4"x12"	10x30	0.33	1.33	0.60	✓	✓	✓	✓	✓	✓	✓
QUBE23	378	A	4"x14"	10x35	0.39	2.00	0.92				✓	✓	✓	✓
QUGR01	300	A	12"x12"	30x30	0.97	4.41	2.00	✓	✓	✓	✓	✓	✓	✓
QUMI11	250	A	12"x12"	30x30	0.97	3.81	1.73	✓			✓	✓	✓	✓
QUMI12	250	A	12"x12"	30x30	0.97	3.81	1.73	✓			✓	✓	✓	✓
QUMI13	250	A	12"x12"	30x30	0.97	3.81	1.73	✓			✓	✓	✓	✓

Ref.	Page	Treatment	Size		SqFt Pce	Weight per unit							
			in	cm		lb	kg						
QUMI17	228	A	12"x12"	30x30	0.97	2.80	1.27	✓			✓	✓	
QUMI18	362	A	12.2"x12.4"	31x31.5	1.05	3.81	1.73	✓			✓	✓	✓
QUMI20	282	A	11.8"x12"	30x30.5	0.98	5.19	2.35				✓	✓	
VEBL12	354	D	12"x12"	30x30	0.97	2.20	1.00				✓	✓	
VEBL36	126	D	11.9"x11.9"	30.3x30.3	0.98	3.20	1.45				✓	✓	
VEBL37	251	-	11.6"x23.4"	29.5x29.5	1.89	8.00	3.6					✓	
VEBL40	234	D	12"x12"	30.5x30.5	1.00	3.40	1.54				✓	✓	✓
VEBL41	242	F	11.6"x11.6"	29.5x29.5	0.93	3.81	1.73	✓			✓	✓	
VEBL43	124	D	11.4"x11.7"	29x29.6	0.93	1.95	0.90				✓	✓	✓
VEBL45	363	D	11.8"x11.7"	30x29.7	0.96	3.61	1.64				✓	✓	
VEBL46	353	D	11.8"x11.8"	30x30	0.97	3.31	1.50				✓	✓	
VEBL48	352	D	11.8"x11.8"	29.8x29.8	0.97	3.35	1.52				✓	✓	✓
VEBL49	348	D	11.8"x11.8"	30x30	0.97	3.60	1.64				✓	✓	✓
VEBL50	350	D	11.8"x11.8"	30x30	0.97	3.60	1.64				✓	✓	✓
VEBL51	340	D	11.8"x11.8"	30x30	0.97	2.39	1.08				✓	✓	✓
VEBL55	326	D	11.4"x11.4"	29x29	0.90	1.68	0.76	✓				✓	✓
VEBL56	326	D	12"x12"	30.5x30.5	1.00	2.27	1.03	✓				✓	✓
VEBL57	328	D	11.4"x11.4"	29x29	0.90	1.68	0.76	✓				✓	✓
VEBL58	328	D	12"x12"	30.5x30.5	1.00	2.27	1.03	✓				✓	✓
VEBL63	344	D	11.8"x11.8"	30x30	0.97	3.62	1.64				✓	✓	✓
VEBL64	334	D	11.9"x10.8"	30.2x27.5	0.89	2.42	1.10					✓	✓
VEGR39	242	D	11.6"x11.6"	29.5x29.5	0.93	3.81	1.73				✓	✓	✓
VEGR41	363	D	11.8"x12.6"	30x32	1.03	3.52	1.60				✓	✓	
VEGR48	353	D	11.8"x11.8"	30x30	0.97	3.31	1.50				✓	✓	
VEGR50	352	D	11.8"x11.8"	29.8x29.8	0.97	3.35	1.52				✓	✓	✓
VEGR51	338	D	11.8"x11.8"	30x30	0.97	2.39	1.08				✓	✓	✓
VEGR52	338	D	11.8"x11.8"	30x30	0.97	2.39	1.08				✓	✓	✓
VEGR53	330	D	11.4"x11.4"	29x29	0.90	1.68	0.76	✓				✓	✓
VEGR54	330	D	12"x12"	30.5x30.5	1.00	2.27	1.03	✓				✓	✓
VEMI27	221	F	12"x12"	30x30	0.97	3.00	1.36	✓				✓	✓
VEMI77	365	D	11.7"x11.7"	29.7x29.7	0.95	2.40	1.09	✓	✓	✓	✓	✓	✓
VEMI78	365	D	11.7"x11.7"	29.7x29.7	0.95	2.40	1.09	✓	✓	✓	✓	✓	✓
VEMI85	223	F	12"x12"	30x30	0.97	2.81	1.27	✓				✓	✓
VEMI87	220	F	12"x12"	30x30	0.97	2.81	1.27	✓				✓	✓
VEMI89	222	F	12"x12"	30x30	0.97	2.81	1.27	✓				✓	✓

Ref.	Page	Treatment	Size		SqFt Pce	Weight per unit							
			in	cm		lb	kg						
VEMI90	240	E	12"x12"	30x30	0.97	3.40	1.55					✓	✓
VEMI93	219	F	12"x12"	30x30	0.97	3.31	1.50	✓				✓	✓
VEMI98	220	E	12"x12"	30x30	0.97	3.41	1.55					✓	✓
VEMI99	229	E	12"x12"	30x30	0.97	3.00	1.36					✓	✓
VEMI109	228	A	12"x12"	30x30	0.97	3.24	1.47	✓				✓	✓
VEMI111	247	E	12"x12"	30x30	0.97	3.40	1.55					✓	✓
VEMI114	220	F	12"x12"	30x30	0.97	2.80	1.27	✓				✓	✓
VEMI120	362	C	11.8"x11.8"	30x30	0.97	3.81	1.73						
VEMI131	366	D	11.8"x11.8"	30x30	0.97	2.45	1.11	✓				✓	✓
VEMI134	367	D	11.8"x11.8"	30x30	0.97	2.87	1.30	✓	✓			✓	✓
VEMI136	367	D	11.8"x11.8"	30x30	0.97	2.87	1.30	✓	✓			✓	✓
VEMI137	367	D	11.8"x11.8"	30x30	0.97	2.87	1.30	✓	✓			✓	✓
VEMI138	246	F	11.8"x11.8"	30x30	0.97	3.31	1.50	✓	✓			✓	✓
VEMI143	365	D	11"x11.1"	27.9x28	0.85	2.20	1.00	✓	✓	✓		✓	✓
VEMI145	365	D	11"x11.1"	27.9x28	0.85	2.20	1.00	✓	✓	✓		✓	✓
VEMI151	364	D	10.3"x11.7"	26.2x29.8	0.84	2.40	1.09	✓	✓			✓	✓
VEMI152	364	D	10.3"x11.7"	26.2x29.8	0.84	2.40	1.09	✓	✓			✓	✓
VEMI153	243	D	11.6"x10.1"	29.6x25.6	0.81	3.55	1.61	✓	✓			✓	✓
VEMI155	360	D	11.8"x11.8"	30x30	0.97	3.31	1.50						
VEMI156	353	D	11.8"x11.8"	30x30	0.97	3.53	1.60	✓				✓	✓
VEMI163	342	D	11.8"x11.8"	30x30	0.97	2.48	1.12					✓	✓
VEMI166	214	D	11.8"x11.8"	30x30	0.97	1.70	0.77				✓		✓
VENO02	126	D	11.9"x11.9"	30.3x30.3	0.98	3.20	1.45					✓	✓
VENO04	354	D	12"x12"	30x30	0.97	2.20	1.00					✓	✓
VENO12	362	D	11.8"x11.8"	30x30	0.97	3.81	1.73					✓	✓
VENO34	242	F	11.6"x11.6"	29.5x29.5	0.93	3.81	1.73					✓	✓
VENO35	352	D	12"x12"	30.5x30.5	1.00	3.61	1.64						✓
VENO36	124	D	11.5"x12"	29.5x30.5	0.96	2.00	1.00					✓	✓
VERO33	353	D	11.6"x11.6"	29.5x29.5	0.93	3.31	1.50					✓	✓
VERO34	251	-	11.6"x23.4"	29.5x59.5	1.89	8.00	3.6						✓
VEVE40	242	D	11.6"x11.6"	29.5x29.5	0.93	3.81	1.73					✓	✓
VEVE43	352	D	11.8"x11.8"	29.8x29.8	0.97	3.35	1.52					✓	✓
VEVE44	346	D	11.8"x11.8"	30x30	0.97	3.60	1.64					✓	✓
VEVI02	251	-	11.6"x23.4"	29.5x59.5	1.89	8.00	3.6						✓




# Discontinued Products 2024

Discontinued products will be available for the rest of the year until stock is depleted.

## 11<sup>th</sup> EDITION CATALOG

Photo	SKU	Page
	<b>CEBE06</b>	<b>152</b>
	<b>CEGR22</b>	<b>152</b>
	<b>MAGR109</b>	<b>254</b>
	<b>MAMI134</b>	<b>212</b>
	<b>MAMI163</b>	<b>186</b>
	<b>MEMI47</b>	<b>208</b>

Photo	SKU	Page
	<b>MEMI49</b>	<b>208</b>
	<b>PIMI25</b>	<b>196</b>
	<b>VEGR06</b>	<b>289</b>
	<b>VEGR13</b>	<b>293</b>
	<b>VEGR42</b>	<b>296</b>
	<b>VEGR43</b>	<b>287</b>

Photo	SKU	Page
	<b>VEMA10</b>	<b>289</b>
	<b>VEMA11</b>	<b>293</b>
	<b>VEMI83</b>	<b>187</b>
	<b>VEMI86</b>	<b>189</b>
	<b>VEMI118</b>	<b>292</b>
	<b>VEMI154</b>	<b>288</b>


# Warning

The products pictured in this catalog are shown WITHOUT ANY SURFACE TREATMENT.

**The colors can darken slightly once treated or sealed with finishing products.**

**PRIOR TO FULL TREATMENT OR SEALER APPLICATION, WE STRONGLY ADVISE TO CARRY A TEST ON A SMALL CLEAN AND DRY AREA OF THE STONE, AS WE CANNOT PREDICT THE REACTION OF A TREATMENT ON NATURAL STONE.**

**NO CLAIM WILL BE ACCEPTED IF A TEST HAS NOT BEEN MADE.**



Non sealed surface



Sealed



Sealed with "wet effect"  
or "color enhancer" sealer

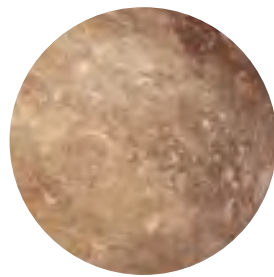


Our sinks can vary in terms of shades and veins, depending on the stone or marble block from which they were quarried.

**INDIVIDUALLY HANDCRAFTED.**

Any irregularity in the stone may not be attributed to packing or shipping.

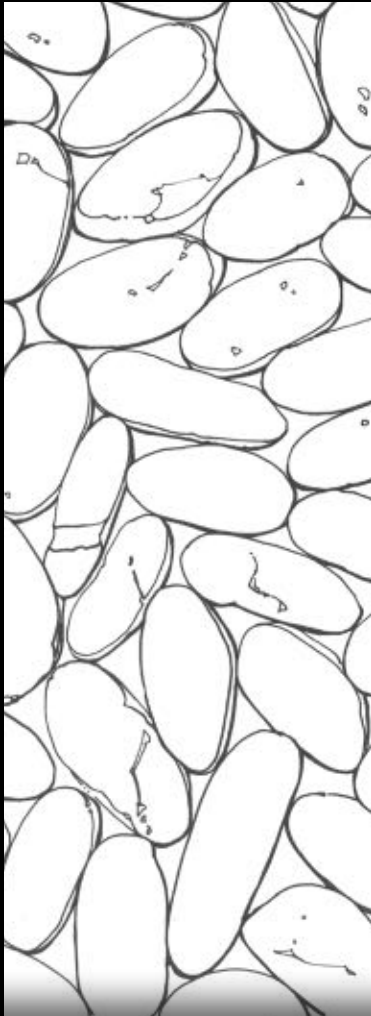
**IMPERATIVE:** All our washbasins must be treated according to the treatment methods described on pages 467 to 472.



Shade variations.



Veining variations.



**PEBBLES**

**page 19**




**OPUS MOSAIC**

**page 71**



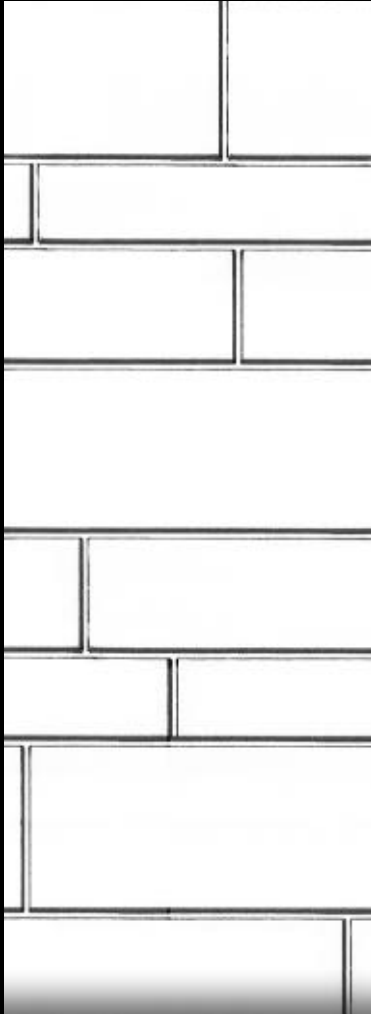
**ROUND MOSAIC**

**page 105**




**MOSAIC**

**page 129**



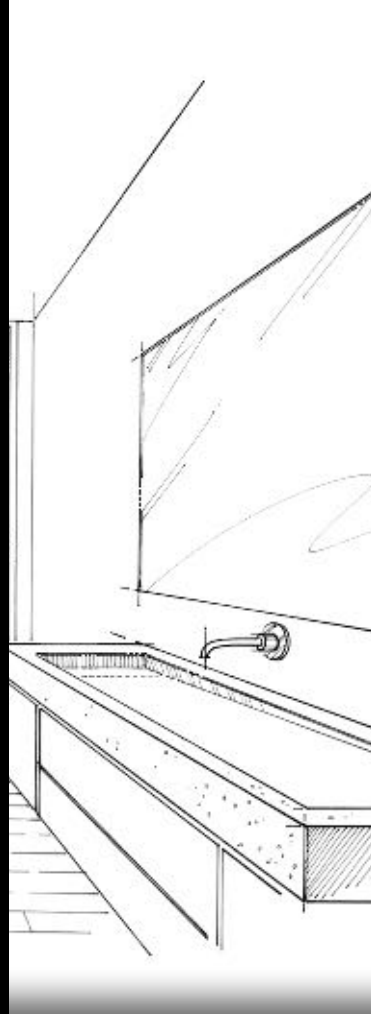
**FLOORS - WALLS  
& SPECIAL SIZES**

**page 371**




**CEMENT TILES**

**page 383**



**SINKS**

**page 443**



**TREATMENT &  
MAINTENANCE**

**page 465**

# TABLE OF CONTENTS






Sliced  
page 22

Rectified  
page 46

# Pebbles

Other  
page 54



# The Bali Series

---

Our pebbles are coming from far away lands.

Indonesia, China are among the major sources of this beautiful and soothing product.

Like each country visited, each pebble is different and its character is unique.

**Choose from a vast range of colors and textures...**

# Sliced Matte

11.8"x11.8"x3/8" - 30x30x1.0 cm

11 pcs

10.76 sq.ft / 1 m<sup>2</sup>

48.49 lb / 22.00 Kg

12"x12"x5/16" - 30x30x0.8 cm

11 pcs

10.76 sq.ft / 1 m<sup>2</sup>

42.02 lb / 19 Kg

4"x12"x3/8" - 10x30x0.9 cm

17 pcs

16.73 ft. / 5.1 ml

22.61 lb / 10.2 Kg



Marble Striped Sliced Tumbled Grey

11.8"x11.8" | 30x30 cm  
4.41 lb/pc | 2.00 kg/pc

**F** GAGR09



White Marble

12"x12" | 30x30 cm  
3.97 lb/pc | 1.81 kg/pc

**A** MABL95



Crystal Green

12"x12" | 30x30 cm  
3.53 lb/pc | 1.60 kg/pc

**A** GAVE03



Crystal Green

4"x12" | 10x30 cm  
1.33 lb/pc | 0.60 kg/pc

**A** GAVE04/30







# Sliced Matte



White/Green

12"x12" | 30x30 cm  
3.82 lb/pc | 1.73 kg/pc

**A** GAMI38



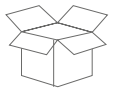
White/Green

4"x12" | 10x30 cm  
1.33 lb/pc | 0.60 kg/pc

**A** GAMI39/30



12"x12"x3/8" - 30x30x0.9 cm	11 pcs	10.76 sq.ft / 1 m <sup>2</sup>	42.02 lb / 19 Kg
4"x12"x3/8" - 10x30x0.9 cm	17 pcs	16.73 ft. / 5.1 ml	22.61 lb / 10.2 Kg



White/Black

12"x12"	30x30 cm
3.82 lb/pc	1.73 kg/pc

**A** GAMI40



White/Black

4"x12"	10x30 cm
1.33 lb/pc	0.60 kg/pc

**A** GAMI41/30



# Sliced Matte



White/Beige/Black

12"x12" | 30x30 cm  
3.82 lb/pc | 1.73 kg/pc

**A** GAMI83



White/Beige/Black

4"x12" | 10x30 cm  
1.33 lb/pc | 0.60 kg/pc

**A** GAMI85/30



Beige

12"x12" | 30x30 cm  
3.82 lb/pc | 1.73 kg/pc

**A** GABE11



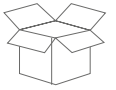
Beige

4"x12" | 10x30 cm  
1.33 lb/pc | 0.60 kg/pc

**A** GABE12/30



12"x12"x3/8" - 30x30x0.9 cm	11 pcs	10.76 sq.ft / 1 m <sup>2</sup>	42.02 lb / 19 Kg
4"x12"x3/8" - 10x30x0.9 cm	17 pcs	16.73 ft. / 5.1 ml	22.61 lb / 10.2 Kg



White

12"x12"	30x30 cm
3.82 lb/pc	1.73 kg/pc

**A** GABL17



White

4"x12"	10x30 cm
1.33 lb/pc	0.60 kg/pc

**A** GABL18/30



Black

12"x12"	30x30 cm
3.82 lb/pc	1.73 kg/pc

**A** GANO15



Black

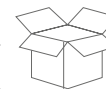
4"x12"	10x30 cm
1.33 lb/pc	0.60 kg/pc

**A** GANO16/30



# Sliced Matte

12"x12"x3/8" - 30x30x0.9 cm	11 pcs	10.76 sq.ft / 1 m <sup>2</sup>	42.02 lb / 19 Kg
4"x12"x3/8" - 10x30x0.9 cm	17 pcs	16.73 ft. / 5.1 ml	22.61 lb / 10.2 Kg



White/Beige

12"x12" | 30x30 cm  
3.82 lb/pc | 1.73 kg/pc

**A** GAMI36



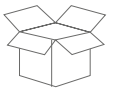
White/Beige

4"x12" | 10x30 cm  
1.33 lb/pc | 0.60 kg/pc

**A** GAMI37/30



11.8"x11.8"x3/8" - 30x30x0.9 cm | 11 pcs | 10.76 sq.ft / 1 m<sup>2</sup> | 42.00 lb / 19 Kg



Grey Mix

11.8"x11.8"x3/8" | 30x30x0.9 cm  
3.82 lb/pc | 1.73 kg/pc

**A** ECO11



# Sliced Matte



Grey Green

12"x12" | 30x30 cm  
3.82 lb/pc | 1.73 kg/pc

**A** GASC01



Grey Green

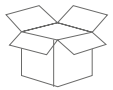
4"x12" | 10x30 cm  
1.33 lb/pc | 0.60 kg/pc

**A** GASC02/30





12"x12"x3/8" - 30x30x0.9 cm	11 pcs	10.76 sq.ft / 1 m <sup>2</sup>	42.02 lb / 19 Kg
4"x12"x3/8" - 10x30x0.9 cm	17 pcs	16.73 ft. / 5.1 ml	22.61 lb / 10.2 Kg



Mix Golden

12"x12"	30x30 cm
3.82 lb/pc	1.73 kg/pc

**A** GAJA04



Mix Golden

4"x12"	10x30 cm
1.33 lb/pc	0.60 kg/pc

**A** GAJA05/30



# Sliced XL



Mix Color

12"x12" | 30x30 cm  
3.82 lb/pc | 1.73 kg/pc

**A** GAMI80



Mix Color

4"x12" | 10x30 cm  
1.33 lb/pc | 0.60 kg/pc

**A** GAMI81/30



Beige

12"x12" | 30x30 cm  
3.82 lb/pc | 1.73 kg/pc

**A** GABE14



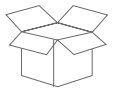
Beige

4"x12" | 10x30 cm  
1.33 lb/pc | 0.60 kg/pc

**A** GABE15/30



12"x12"x3/8" - 30x30x0.9 cm	11 pcs	10.76 sq.ft / 1 m <sup>2</sup>	42.02 lb / 19 Kg
4"x12"x3/8" - 10x30x0.9 cm	17 pcs	16.73 ft. / 5.1 ml	22.61 lb / 10.2 Kg



White

12"x12"	30x30 cm
3.82 lb/pc	1.73 kg/pc

**A** **GABL20**



White

4"x12"	10x30 cm
1.33 lb/pc	0.60 kg/pc

**A** **GABL21/30**



White/Beige

12"x12"	30x30 cm
3.82 lb/pc	1.73 kg/pc

**A** **GAMI74**



White/Beige

4"x12"	10x30 cm
1.33 lb/pc	0.60 kg/pc

**A** **GAMI75/30**



Grey/Green/White

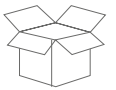
12"x12"	30x30 cm
3.82 lb/pc	1.73 kg/pc

**A** **GAMI76**



# Sliced XL

12"x12"x3/8" - 30x30x0.9 cm | 11 pcs | 10.76 sq.ft / 1 m<sup>2</sup> | 42.20 lb / 19 Kg



Black

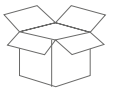
12"x12" | 30x30 cm  
3.82 lb/pc | 1.73 kg/pc

A GANO23



# Stacked Sliced

6"x12"x5/16" - 15x30x0.8 cm | 22 pcs | 10.76 sq.ft / 1 m<sup>2</sup> | 39.60 lb / 18.00 Kg



White

6"x12"	15x30 cm
1.81 lb/pc	0.82 kg/pc

**A** GABL25



Golden Mix

6"x12"	15x30 cm
1.81 lb/pc	0.82 kg/pc

**A** GAMI92



Black

6"x12"	15x30 cm
1.81 lb/pc	0.82 kg/pc

**A** GANO21



People

# The Bali Series



# Sliced Polished



Beige

12"x12" | 30x30 cm  
3.82 lb/pc | 1.73 kg/pc

**B** GABE17



Beige

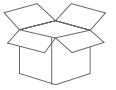
4"x12" | 10x30 cm  
1.33 lb/pc | 0.60 kg/pc

**B** GABE18/30





12"x12"x3/8" - 30x30x0.9 cm	11 pcs	10.76 sq.ft / 1 m <sup>2</sup>	42.20 lb / 19 Kg
4"x12"x3/8" - 10x30x0.9 cm	17 pcs	16.73 ft. / 5.1 ml	22.61 lb / 10.2 Kg



Mix

12"x12"	30x30 cm
3.82 lb/pc	1.73 kg/pc

**B** **GAMI86**



Mix

4"x12"	10x30 cm
1.33 lb/pc	0.60 kg/pc

**B** **GAMI87/30**



# Sliced Polished



Grey Beige

12"x12"	30x30 cm
3.82 lb/pc	1.73 kg/pc

**B** GABL23



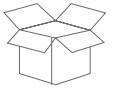
Grey Beige

4"x12"	10x30 cm
1.33 lb/pc	0.60 kg/pc

**B** GABL24/30



12"x12"x3/8" - 30x30x0.9 cm	11 pcs	10.76 sq.ft / 1 m <sup>2</sup>	42.20 lb / 19 Kg
4"x12"x3/8" - 10x30x0.9 cm	17 pcs	16.73 ft. / 5.1 ml	22.61 lb / 10.2 Kg



Black

12"x12"	30x30 cm
3.82 lb/pc	1.73 kg/pc

**B** GANO19



Black

4"x12"	10x30 cm
1.33 lb/pc	0.60 kg/pc

**B** GANO20/30



Brown

12"x12"	30x30 cm
3.82 lb/pc	1.73 kg/pc

**B** GAMA11



Brown

4"x12"	10x30 cm
1.33 lb/pc	0.60 kg/pc

**B** GAMA12/30



White Grey

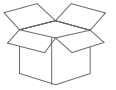
12"x12"	30x30 cm
3.82 lb/pc	1.73 kg/pc

**B** GABL27



# Sliced Polished

11.8"x11.8"x5/16" - 30x30x0.8 cm	11 pcs	10.76 sq.ft / 1 m <sup>2</sup>	35.40 lb/ 16.06 Kg
11.8"x12"x5/16" - 30x30.6x0.8 cm	11 pcs	10.87 sq.ft / 1.01 m <sup>2</sup>	25.02 lb / 11.35 Kg



Sliced Onyx Crema Polished

11.8"x11.8"x5/16"	30x30x0.8 cm
3.22 lb/pc	1.46 kg/pc

**A** GABE19



Onyx Light Beige Pebble Mosaic

11.8"x12"x5/16"	30x30.6x0.8 cm
2.20 lb/pc	1.00 kg/pc

**A** GABE21

Please note that **Onyx** is a **translucent stone** requiring the use of light thin set and grout, preferably white or off white.






# U D P D S

A scenic view of a beach with waves crashing onto a pebbly shore under a clear blue sky. The foreground is filled with dark, smooth pebbles. The ocean is a vibrant blue, and the waves are white and frothy as they break onto the shore. The sky is a clear, deep blue.

# The Bali Series

# Rectified Matte



Rectified pebbles make tile installation easier and allow a better adherence of the interlocking tiles. Due to technical cutting requirements, these pebbles need to be thicker than our traditional pebbles, these pebbles have a large diameter than our traditional pebbles.



White/Black/Beige

12"x12"	30x30 cm
3.82 lb/pc	1.73 kg/pc

**A** GAMI62R



White/Black/Beige

4"x12"	10x30 cm
1.33 lb/pc	0.60 kg/pc

**A** GAMI63R/30



Beige Brown Mix

12"x12"	30x30 cm
3.82 lb/pc	1.73 kg/pc

**A** GAMI56R



Beige Brown Mix

4"x12"	10x30 cm
1.33 lb/pc	0.60 kg/pc

**A** GAMI57R/30



Speckled/Green/White

12"x12"	30x30 cm
3.82 lb/pc	1.73 kg/pc

**A** GAMI58R



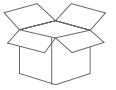
Speckled/Green/White

4"x12"	10x30 cm
1.33 lb/pc	0.60 kg/pc

**A** GAMI59R/30



12"x12"x3/8" - 30x30x0.9 cm	11 pcs	10.76 sq.ft / 1 m <sup>2</sup>	42.02 lb / 19 Kg
4"x12"x3/8" - 10x30x0.9 cm	17 pcs	16.73 ft. / 5.1 ml	22.61 lb / 10.2 Kg



White/Grey/Beige/Black

12"x12"	30x30 cm
3.82 lb/pc	1.73 kg/pc

**A** GAMI82R



White/Grey/Beige/Black

4"x12"	10x30 cm
1.33 lb/pc	0.60 kg/pc

**A** GAMI84R/30



White/Green

12"x12"	30x30 cm
3.82 lb/pc	1.73 kg/pc

**A** GAMI03R



White/Green

4"x12"	10x30 cm
1.33 lb/pc	0.60 kg/pc

**A** GAMI10R/30



Golden

12"x12"	30x30 cm
3.82 lb/pc	1.73 kg/pc

**A** GAJA06R



Golden

4"x12"	10x30 cm
1.33 lb/pc	0.60 kg/pc

**A** GAJA07R/30



White/Black

12"x12"	30x30 cm
3.82 lb/pc	1.73 kg/pc

**A** GAMI42R




White/Black

4"x12"	10x30 cm
1.33 lb/pc	0.60 kg/pc

**A** GAMI43R/30

# Rectified Matte



Black

12"x12" | 30x30 cm  
3.82 lb/pc | 1.73 kg/pc

**A** GANO01R



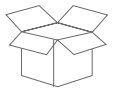
Black

4"x12" | 10x30 cm  
1.33 lb/pc | 0.60 kg/pc

**A** GANO02R/30



12"x12"x3/8" - 30x30x0.9 cm	11 pcs	10.76 sq.ft / 1 m <sup>2</sup>	42.02 lb / 19 Kg
4"x12"x3/8" - 10x30x0.9 cm	17 pcs	16.73 ft. / 5.1 ml	22.61 lb / 10.2 Kg



Beige

12"x12"	30x30 cm
3.82 lb/pc	1.73 kg/pc

**A** GABE01R



Beige


4"x12"	10x30 cm
1.33 lb/pc	0.60 kg/pc

**A** GABE02R/30






GABE01R page 49





# Rectified Matte



White

12"x12" | 30x30 cm  
3.82 lb/pc | 1.73 kg/pc

**A** GABL01R



White

4"x12" | 10x30 cm  
1.33 lb/pc | 0.60 kg/pc

**A** GABL02R/30



Grey

12"x12" | 30x30 cm  
3.82 lb/pc | 1.73 kg/pc

**A** GAGR01R



Grey

4"x12" | 10x30 cm  
1.33 lb/pc | 0.60 kg/pc

**A** GAGR02R/30



Speckled

12"x12" | 30x30 cm  
3.82 lb/pc | 1.73 kg/pc

**A** GAGR05R



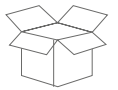
Speckled

4"x12" | 10x30 cm  
1.33 lb/pc | 0.60 kg/pc

**A** GAGR06R/30



12"x12"x3/8" - 30x30x0.9 cm	11 pcs	10.76 sq.ft / 1 m <sup>2</sup>	42.02 lb / 19 Kg
4"x12"x3/8" - 10x30x0.9 cm	17 pcs	16.73 ft. / 5.1 ml	22.61 lb / 10.2 Kg



Grey/Beige

12"x12" | 30x30 cm  
3.82 lb/pc | 1.73 kg/pc

**A** GAGR07R



Grey/Beige

4"x12" | 10x30 cm  
1.33 lb/pc | 0.60 kg/pc

**A** GAGR08R/30



# Polished



Brown

12"x12" | 30x30 cm  
4.80 lb/pc | 2.18 kg/pc

**B** GAMA01



Brown

4"x12" | 10x30 cm  
1.33 lb/pc | 0.60 kg/pc


**B** GAMA02/30



Black

12"x12" | 30x30 cm  
4.80 lb/pc | 2.18 kg/pc

**B** GANO03



Black

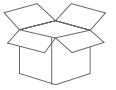
4"x12" | 10x30 cm  
1.33 lb/pc | 0.60 kg/pc

**B** GANO04/30





12"x12"x3/8" - 30x30x0.9 cm	11 pcs	10.76 sq.ft / 1 m <sup>2</sup>	52.80 lb / 24 Kg
4"x12"x3/8" - 10x30x0.9 cm	17 pcs	16.73 ft. / 5.1 ml	22.61 lb / 10.2 Kg



Mix

12"x12"	30x30 cm
4.80 lb/pc	2.18 kg/pc

**B** GAMI04



Mix

4"x12"	10x30 cm
1.33 lb/pc	0.60 kg/pc

**B** GAMI11/30



Beige

12"x12"	30x30 cm
4.80 lb/pc	2.18 kg/pc

**B** GABE03



Beige

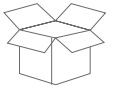
4"x12"	10x30 cm
1.33 lb/pc	0.60 kg/pc

**B** GABE04/30



# Polished

12"x12"x3/8" - 30x30x0.9 cm	11 pcs	10.76 sq.ft / 1 m <sup>2</sup>	52.80 lb / 24 Kg
4"x12"x3/8" - 10x30x0.9 cm	17 pcs	16.73 ft. / 5.1 ml	22.61 lb / 10.2 Kg



White

12"x12" | 30x30 cm  
4.80 lb/pc | 2.18 kg/pc

**B** GABL03



White

4"x12" | 10x30 cm  
1.33 lb/pc | 0.60 kg/pc

**B** GABL04/30





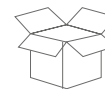
# Pebble for wall

6"x12" - 15x30 cm

11 pcs

5.38 sq.ft / 0.5 m<sup>2</sup>

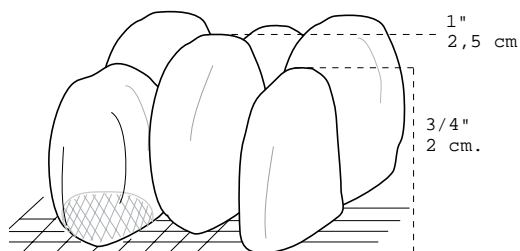
39.71 lb / 18 Kg



Our stacked pebbles are glued vertically on mesh.

The base of each pebble has been carefully sliced to ensure an overall regularity of height.

This decorating technique has been used for centuries, in various areas of the world. Today you can still admire examples of such craftsmanship that have resisted over time: Topkapi Palace in Istanbul, Turkey, Summer Palace in Beijing, China.



**INSTALLATION TIP:** For best results, we recommend using colored grout joint material that will match the color of the stone. The size and shape of the pieces 6"x12" as well as the variation of the height of the pebbles give a natural effect once installed on any wall.

Irregular height from 3/4" to 1" - Sliced bottom



White

6"x12"	15x30 cm
3.61 lb/pc	1.64 kg/pc

**A** GABL22



Black

6"x12"	15x30 cm
3.61 lb/pc	1.64 kg/pc

**A** GANO18



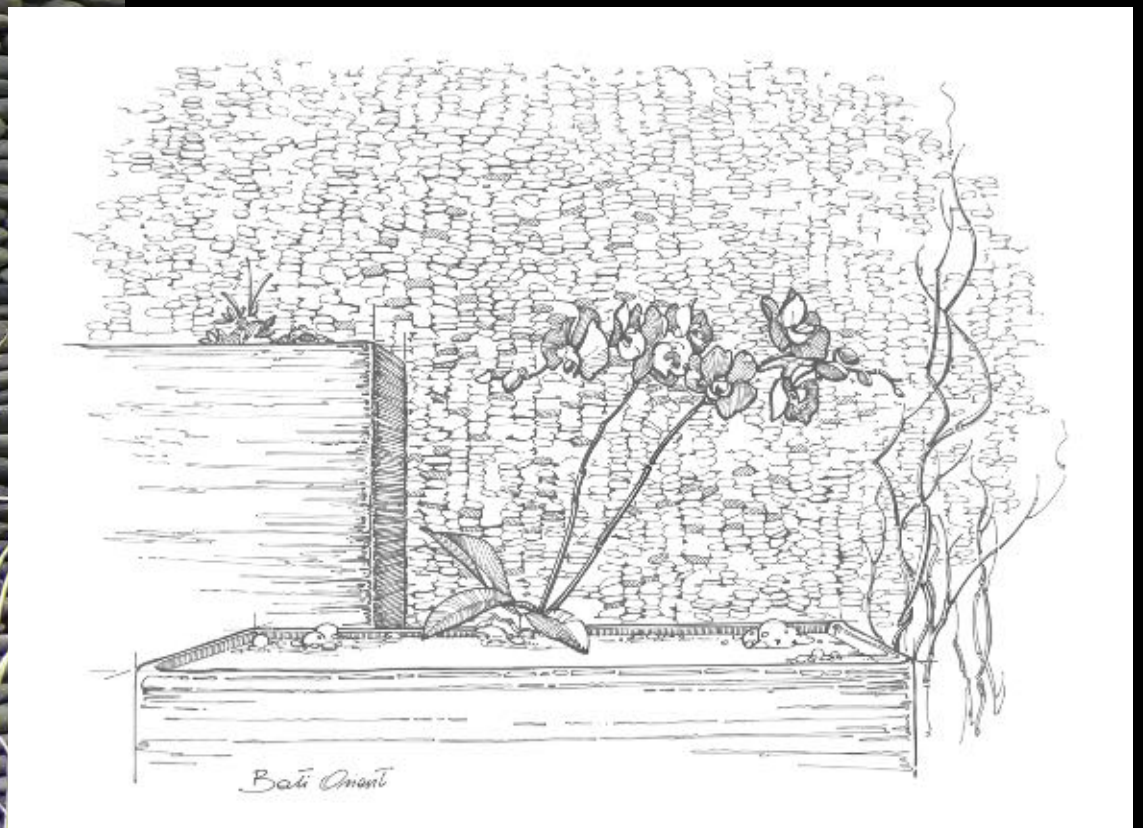
# The Bali Series

# Projects



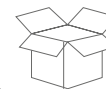


GANO18 page 58



# Reconstituted Decorated

12"x12"x3/8" - 30.5x30.5x1 cm | 10 pcs | 10.01 sq.ft / 0.39 m<sup>2</sup> | 33.06 lb/ 15.00 Kg



Light Grey Mix Shiny

12"x12" | 30.5x30.5 cm  
3.31 lb/pc | 1.50 kg/pc

**A** GAGR10



Grey Blue Mix Shiny

12"x12" | 30.5x30.5 cm  
3.31 lb/pc | 1.50 kg/pc

**A** GAMI97



Light Grey Mix Matte

12"x12" | 30.5x30.5 cm  
3.31 lb/pc | 1.50 kg/pc

**A** GAGR11



Grey Blue Mix Matte

12"x12" | 30.5x30.5 cm  
3.31 lb/pc | 1.50 kg/pc

**A** GAMI98

Our "reconstituted" products are a **Bati Orient exclusivity**.

Manufactured with stone powder, resin and colored pigments, this process enables us to produce unique stone shaped items with colors that we cannot find in nature.

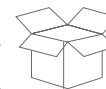






# Reconstituted Round

12"x12"x3/8" - 30x30x0.9 cm	11 pcs	10.76 sq.ft / 1 m <sup>2</sup>	33.07 lb / 15 Kg
4"x12"x3/8" - 10x30x0.9 cm	17 pcs	16.73 ft. / 5.1 ml	16.98 lb / 7.7 Kg



Mix Turquoise

12"x12"	30x30 cm
3.01 lb/pc	1.36 kg/pc

**A** GATU01



Mix Turquoise

4"x12"	10x30 cm
1.00 lb/pc	0.45 kg/pc

**A** GATU02/30



Mix Grey

12"x12"	30x30 cm
3.01 lb/pc	1.36 kg/pc

**A** GAGR03



Mix Grey

4"x12"	10x30 cm
1.00 lb/pc	0.45 kg/pc

**A** GAGR04/30

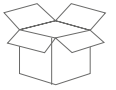
Our "reconstituted" products are a **Bati Orient exclusivity**.

Manufactured with stone powder, resin and colored pigments, this process enables us to produce unique stone shaped items with colors that we cannot find in nature.



# Reconstituted Round

12"x12"x5/16" - 30x30x0.8 cm	11 pcs	10.76 sq.ft / 1 m <sup>2</sup>	24.25 lb / 11 Kg
4"x12"x5/16" - 10x30x0.8 cm	17 pcs	16.73 ft. / 5.1 ml	11.24 lb / 5.1 Kg



White

12"x12"	30x30 cm
2.20 lb/pc	1.00 kg/pc

**A** **PIBL12**



White

4"x12"	10x30 cm
0.66 lb/pc	0.30 kg/pc

**A** **PIBL13**



Grey

12"x12"	30x30 cm
2.20 lb/pc	1.00 kg/pc


**A** **PIGR28**



Grey

4"x12"	10x30 cm
0.66 lb/pc	0.30 kg/pc

**A** **PIGR29**



Black & White

12"x12"	30x30 cm
2.20 lb/pc	1.00 kg/pc

**A** **PIMI26**



Black & White

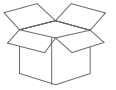
4"x12"	10x30 cm
0.66 lb/pc	0.30 kg/pc

**A** **PIMI27**



# Reconstituted XL Sliced

12"x12"x5/16" - 30x30x0.8 cm	11 pcs	10.76 sq.ft / 1 m <sup>2</sup>	31.63 lb / 14.35 Kg
4"x12"x5/16" - 10x30x0.8 cm	17 pcs	16.73 ft. / 5.1 ml	15.87 lb / 7.2 Kg



White

12"x12"	30x30 cm
2.76 lb/pc	1.25 kg/pc

**A** PIBL18



White

4"x12"	10x30 cm
0.88 lb/pc	0.40 kg/pc

**A** PIBL19



Grey Mix

12"x12"	30x30 cm
2.76 lb/pc	1.25 kg/pc

**A** PIGR34



Grey Mix

4"x12"	10x30 cm
0.88 lb/pc	0.40 kg/pc

**A** PIGR35

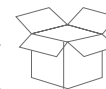
Our "reconstituted" products are a **Bati Orient exclusivity**.

Manufactured with stone powder, resin and colored pigments, this process enables us to produce unique stone shaped items with colors that we cannot find in nature.



# Reconstituted Sliced

12"x12"x5/16" - 30x30x0.8 cm	11 pcs	10.76 sq.ft / 1 m <sup>2</sup>	27.89 lb / 12.7 Kg
4"x12"x5/16" - 10x30x0.8 cm	17 pcs	16.73 ft. / 5.1 ml	14.24 lb / 6.5 Kg



White

12"x12"	30x30 cm
2.54 lb/pc	1.15 kg/pc

**A** PIBL14



White

4"x12"	10x30 cm
0.84 lb/pc	0.38 kg/pc

**A** PIBL15



Black

12"x12"	30x30 cm
2.54 lb/pc	1.15 kg/pc

**A** PIMI28



Black

4"x12"	10x30 cm
0.84 lb/pc	0.38 kg/pc

**A** PIMI29



# Reconstituted Sliced

12"x12"x5/16" - 30x30x0.8 cm  
4"x12"x5/16" - 10x30x0.8 cm

11 pcs

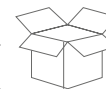
10.76 sq.ft / 1 m<sup>2</sup>

27.89 lb / 12.7 Kg

17 pcs

16.73 ft. / 5.1 ml

14.24 lb / 6.5 Kg



Light Grey

12"x12" | 30x30 cm  
2.54 lb/pc | 1.15 kg/pc

**A** PIGR30



Light Grey

4"x12" | 10x30 cm  
0.84 lb/pc | 0.38 kg/pc

**A** PIGR31

Reconstituted Sliced





# TABLE OF CONTENTS







Opus  
Marble  
Mix  
page 74



Opus  
Marble  
page 78



Opus  
Reconstituted  
page 93

# Opus Mosaic



Fossil  
Wood  
Stone  
page 94



Cubic  
Marble  
page 99



**batorientus**



# The Ancient Series

---

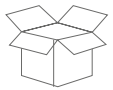
Our heritage is in the stones. In their color and shapes.

Each of our mosaics remind us of those ancient cuts, shapes and shades.

So much to learn from our ancestors and our ancient cities...

# Opus Marble Mix

12"x12"x5/16" - 30.5x30.5x0.8 cm | 11 pcs | 10.76 sq.ft / 1 m<sup>2</sup> | 36.38 lb / 16.50 Kg



Mini Opus Beige Grey Marble Mix &  
Blue Glass

12"x12"x5/16" | 30.5x30.5x0.8 cm  
3.09 lb/pc | 1.40 kg/pc

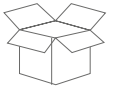
**F** MAMI187





# Opus Marble Mix

12"x12"x5/16" - 30.5x30.5x0.8 cm | 11 pcs | 10.76 sq.ft / 1 m<sup>2</sup> | 36.38 lb / 16.50 Kg



Mini Opus Beige Grey Marble Mix &  
Green Glass

12"x12"x5/16" | 30.5x30.5x0.8 cm  
3.09 lb/pc | 1.40 kg/pc

F MAMI188





# Opus Marble

12"x12"x5/16" - 30.5x30.5x0.8 cm | 11 pcs | 11.01 sq.ft / 1.02 m<sup>2</sup> | 41.90 lb / 19.00 Kg



Mini Opus Matte Beige Brown Marble  
Stone Interlocking

12"x12"x5/16" | 30.5x30.5x0.8 cm  
3.75 lb/pc | 1.70 kg/pc

**F** MABE131







# Opus Marble

12"x12"x5/16" - 30.5x30.5x0.8 cm | 11 pcs | 11.01 sq.ft / 1.02 m<sup>2</sup> | 39.69 lb / 18.00 Kg



Beige Limestone Matte Mini Opus  
Interlocking

12"x12"x5/16" | 30.5x30.5x0.8 cm  
3.55 lb/pc | 1.61 kg/pc

**F** **MAGR120**



Opus Mosaic



# Opus Marble

12"x12"x5/16" - 30.5x30.5x0.8 cm | 11 pcs | 11.01 sq.ft / 1.02 m<sup>2</sup> | 38.59 lb / 17.50 Kg



Mini Opus Matte White Grey Marble  
Stone Interlocking

12"x12"x5/16" | 30.5x30.5x0.8 cm  
3.44 lb/pc | 1.56 kg/pc


**F** MABL117





# Opus Marble

12"x12"x5/16" - 30.5x30.5x0.8 cm | 11 pcs | 11.01 sq.ft / 1.02 m<sup>2</sup> | 41.90 lb / 19.00 Kg



Mini Opus Matte Grey Mix Marble  
Stone Interlocking

12"x12"x5/16" | 30.5x30.5x0.8 cm  
3.75 lb/pc | 1.70 kg/pc

**F** **MAGR121**





# Opus Marble



Beige Brown Mix Matte

11.8"x11.8" | 30x30 cm  
3.82 lb/pc | 1.73 kg/pc

**F** MAMI09



Beige Brown Mix Matte

4"x12" | 10x30 cm  
1.33 lb/pc | 0.60 kg/pc

**F** MAMI10/30



White Brown Mix Matte

11.8"x11.8" | 30x30 cm  
3.82 lb/pc | 1.73 kg/pc

**F** MAMI78



White Brown Mix Matte

4"x12" | 10x30 cm  
1.33 lb/pc | 0.60 kg/pc

**F** MAMI79/30



Beige/Grey Matte

11.8"x11.8" | 30x30 cm  
3.82 lb/pc | 1.73 kg/pc


**A** QUBE04



Beige/Grey Matte

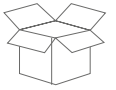
4"x12" | 10x30 cm  
1.33 lb/pc | 0.60 kg/pc

**A** QUBE05/30





11.8"x11.8"x3/8" - 30x30x0.9 cm	11 pcs	10.76 sq.ft / 1 m <sup>2</sup>	42.02 lb / 19 Kg
4"x12"x3/8" - 10x30x0.9 cm	17 pcs	16.73 ft / 5.1 ml	22.61 lb / 10.2 Kg



Grey Matte

11.8"x11.8"	30x30 cm
3.82 lb/pc	1.73 kg/pc

**F** MAGR01



Grey Matte

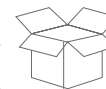
4"x12"	10x30 cm
1.33 lb/pc	0.60 kg/pc

**F** MAGR02/30



# Opus Marble

11.8"x11.8"x3/8" - 30x30x0.9 cm	11 pcs	10.76 sq.ft / 1 m <sup>2</sup>	42.02 lb / 19 Kg
4"x12"x3/8" - 10x30x0.9 cm	17 pcs	16.73 ft / 5.1 ml	22.61 lb / 10.2 Kg



White/Grey/Black Matte

11.8"x11.8" | 30x30 cm  
3.82 lb/pc | 1.73 kg/pc

**F** MAMI11



White/Grey/Black Matte

4"x12" | 10x30 cm  
1.33 lb/pc | 0.60 kg/pc

**F** MAMI12/30





# Opus Marble



White/Beige Mix Matte

11.8"x11.8" | 30x30 cm  
3.82 lb/pc | 1.73 kg/pc

**F** MABL01



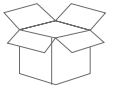
White/Beige Mix Matte

4"x12" | 10x30 cm  
1.33 lb/pc | 0.60 kg/pc

**F** MABL02/30



11.8"x11.8"x3/8" - 30x30x0.9 cm	11 pcs	10.76 sq.ft / 1 m <sup>2</sup>	42.02 lb / 19 Kg
4"x12"x3/8" - 10x30x0.9 cm	17 pcs	16.73 ft / 5.1 ml	22.61 lb / 10.2 Kg



Grey Mix Matte

11.8"x11.8"x3/8"	30x30x0.9 cm
3.82 lb/pc	1.73 kg/pc

**F** ECO12



# Opus Marble

11.8"x11.8"x3/8" - 30x30x0.9 cm	11 pcs	10.76 sq.ft / 1 m <sup>2</sup>	42.02 lb / 19 Kg
4"x12"x3/8" - 10x30x0.9 cm	17 pcs	16.73 ft / 5.1 ml	22.61 lb / 10.2 Kg



White Matte

11.8"x11.8" | 30x30 cm  
3.82 lb/pc | 1.73 kg/pc

**F** MABL64



White Matte

4"x12" | 10x30 cm  
1.33 lb/pc | 0.60 kg/pc

**F** MABL65/30



Yellow/Beige Mix Matte

11.8"x11.8" | 30x30 cm  
3.82 lb/pc | 1.73 kg/pc

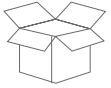
**F** MAJA52



Due to the transparency of some of these products, we strongly recommend the use of a natural or white glue for their installation.

# Opus Reconstituted

12"x12"x5/16" - 30.5x30.5x0.8 cm	11 pcs	10.98 sq.ft / 1.02 m <sup>2</sup>	28.12 lb / 12.76 Kg
11.8"x11.8"x5/16" - 30x30x0.8 cm	11 pcs	10.76 sq.ft / 1 m <sup>2</sup>	34.05 lb / 15.45 Kg
4"x12"x5/16" - 10x30x0.8 cm	17 pcs	16.73 sq.ft / 5.1 m <sup>2</sup>	17.74 lb / 8.05 Kg



White Grey Mix Matte

12"x12"	30.5x30.5 cm
2.56 lb/pc	1.16 kg/pc

**A PIMI36**



Grey Mix Matte

11.8"x11.8"	30x30 cm
2.98 lb/pc	1.35 kg/pc

**A PIGR32**



Grey Mix Matte

4"x12"	10x30 cm
0.99 lb/pc	0.45 kg/pc

**A PIGR33**

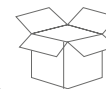
Our "reconstituted" products are a **Bati Orient exclusivity**.

Manufactured with stone powder, resin and colored pigments, this process enables us to produce unique stone shaped items with colors that we cannot find in nature.



# Fossil Wood Stone

11.8"x11.8"x5/16" - 30x30x0.8 cm | 11 pcs | 10.76 sq.ft / 1 m<sup>2</sup> | 39.67 lb / 18 Kg



Opus Fossil Wood Stone Beige Brown  
Mix Matte

11.8"x11.8" | 30x30 cm  
3.61 lb/pc | 1.64 kg/pc

**E** BOBO08



Fossil Wood Stone Beige Brown Mix  
Matte

11.8"x11.8" | 30x30 cm  
3.61 lb/pc | 1.64 kg/pc

**E** BOBO09







# Fossil Wood Stone

11.8"x11.8"x5/16" - 30x30x0.8 cm | 11 pcs | 10.76 sq.ft / 1 m<sup>2</sup> | 39.67 lb / 18.00 Kg



Cubic Fossil Wood Stone Mosaic Matte

11.8"x11.8"x5/16" | 30x30x0.8 cm  
3,61 lb/pc | 1.64 kg/pc

**E** BOFO01

ous Mosaic



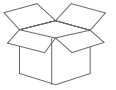


# The Ancient Series

O  
o  
s  
M  
o  
s  
a  
i  
o

# Cubic Marble

11.6"x12"x3/8" - 29x30.5x1 cm | 11 pcs | 10.76 sq.ft / 1 m<sup>2</sup> | 41.88 lb / 19 Kg



Grey Black Mix Matte

11.6"x12" | 29x30.5 cm  
3.81 lb/pc | 1.7 kg/pc

**[F] MAMI152**



White Beige Mix Matte

11.6"x12" | 29x30.5 cm  
3.81 lb/pc | 1.7 kg/pc

**[F] MABG01**



Black Mix Matte

11.6"x12" | 29x30.5 cm  
3.81 lb/pc | 1.7 kg/pc

**[F] MAGR104**



Cappuccino Mix Matte

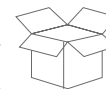
11.6"x12" | 29x30.5 cm  
3.81 lb/pc | 1.7 kg/pc

**[F] MACA04**



# Cubic Marble

11.8"x11.8"x3/8" - 30x30x0.9 cm	11 pcs	10.76 sq.ft / 1 m <sup>2</sup>	48.4 lb / 22 Kg
5.4"x12"x3/8" - 13x30x0.9 cm	17 pcs	16.73 ft / 5.1 ml	28.70 lb / 12.9 Kg



White Matte

11.8"x11.8" | 30x30 cm  
4.40 lb/pc | 2.00 kg/pc

**F MABL74**



Cappuccino Matte

11.8"x11.8" | 30x30 cm  
4.40 lb/pc | 2.00 kg/pc

**F MACA01**



White Matte

5.4"x12" | 13x30 cm  
1.70 lb/pc | 0.76 kg/pc

**F MABL75/30**



Cappuccino Matte

5.4"x12" | 13x30 cm  
1.70 lb/pc | 0.76 kg/pc

**F MACA02/30**



White/Grey/Dark Grey  
Matte

11.8"x11.8" | 30x30 cm  
4.40 lb/pc | 2.00 kg/pc

**F MAMI86**



Dark Grey Matte

11.8"x11.8" | 30x30 cm  
4.40 lb/pc | 2.00 kg/pc

**F MAGR88**



White/Grey/Dark Grey Matte

5.4"x12" | 13x30 cm  
1.70 lb/pc | 0.76 kg/pc

**F MAMI96/30**



Dark Grey Matte

5.4"x12" | 13x30 cm  
1.70 lb/pc | 0.76 kg/pc

**F MAGR89/30**





# The Ancient Series



# Cubic Marble

11.6"x12"x3/8" - 29.5x30.5x0.9 cm

11 pcs

10.76 sq.ft / 1 m<sup>2</sup>

41.8 lb / 19 Kg



Dark Grey Matte

11.6"x12" | 29.5x30.5 cm  
4.20 lb/pc | 1.90 kg/pc

**F MAGR92**



Cappuccino Matte

11.6"x12" | 29.5x30.5 cm  
4.20 lb/pc | 1.90 kg/pc

**F MACA03**



Cappuccino/Onyx/Cream  
Matte

11.6"x12" | 29.5x30.5 cm  
4.20 lb/pc | 1.90 kg/pc

**F MAMI123**




# TABLE OF CONTENTS





Marble  
Stone  
page 108




Reconstituted  
page 112



Wood  
page 117

# Round Mosaic

Metal  
page 118

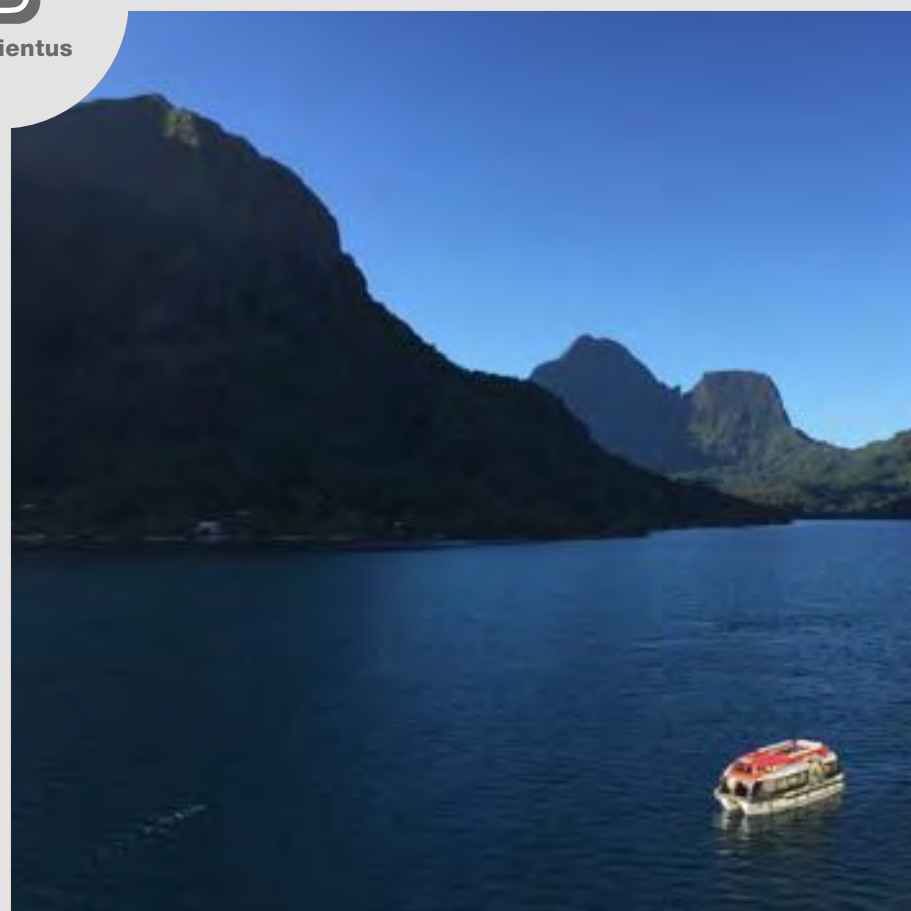
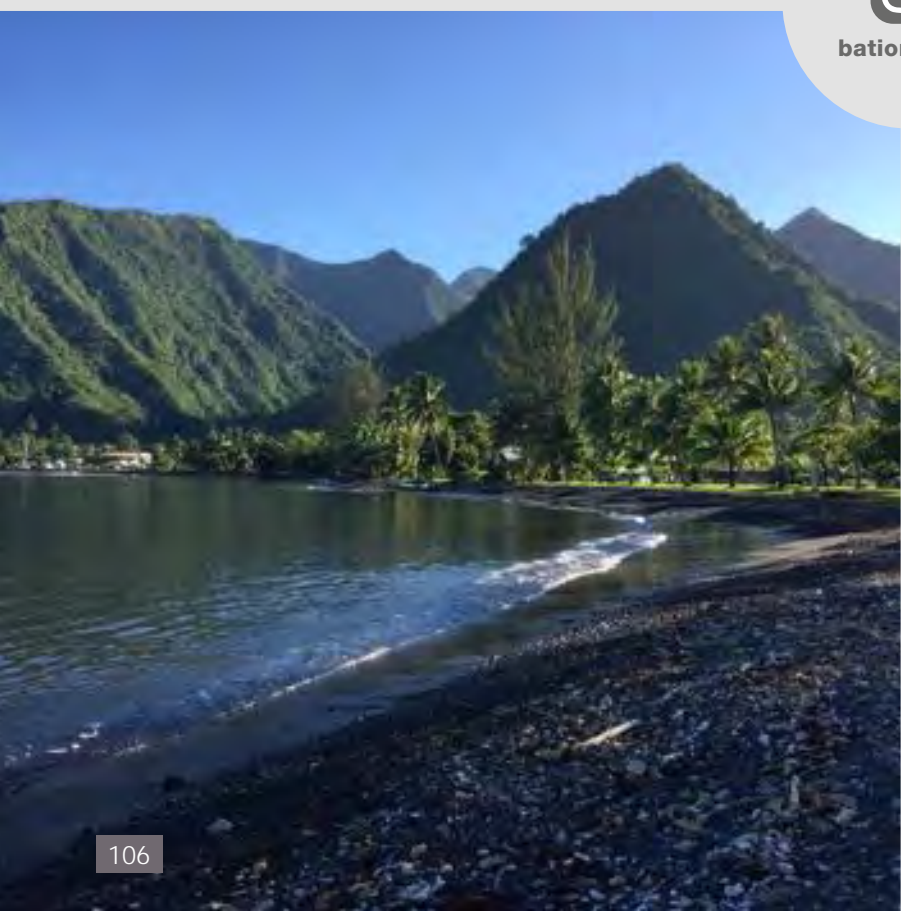


Mix  
page 124





**batiorientus**



# The Exotic Series

---

Inspired by far away islands, let us drift away through seas and oceans and feel the beauty of the isolated circle of land found in the middle of nowhere, full of life and vegetation as well as wonderful and welcoming people of all races and origins.

# Marble Stone

11.8"x11.8"x5/16" - 30x30x0.8 cm

11 pcs

10,76 sq.ft / 1 m<sup>2</sup>

41,88 lb / 19,00 Kg



Crystal Green Semi-Precious Stone

11.8"x11.8"

30x30 cm

3.53 lb/pc

1.60 kg/pc

**A** GAVE11





# Marble Stone



Round Marble Light & Dark Grey Mix  
Mosaic


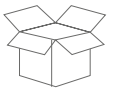
11.8"x11.8"x3/8"	30x30x0.9 cm
3.82 lb/pc	1.73 kg/pc

**A** ECO13





11.8"x11.8"x5/16" - 30x30x0.9 cm | 11 pcs | 10.76 sq.ft / 1 m<sup>2</sup> | 42.00 lb / 19.00 Kg




Round Marble Off White Mix Mosaic

11.8"x11.8"x3/8" | 30x30x0.9 cm  
3.82 lb/pc | 1.73 kg/pc

**A** ECO14



# Reconstituted



White/Black

12"x12"	30x30 cm
3.82 lb/pc	1.73 kg/pc

**A** PIMI07




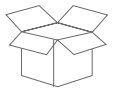
White/Black

4"x12"	10x30 cm
1.26 lb/pc	0.57 kg/pc

**A** PIMI08



12"x12"x3/8" - 30x30x0.9 cm	11 pcs	10.76 sq.ft / 1 m <sup>2</sup>	38.94 lb / 17.7 Kg
4"x12"x3/8" - 10x30x0.9 cm	17 pcs	16.73 ft. / 5.1 ml	22.61 lb / 10.7 Kg



White/Grey/Red

12"x12"	30x30 cm
3.54 lb/pc	1.61 kg/pc

**A** PIMI22



White/Grey/Red

4"x12"	10x30 cm
1.69 lb/pc	0.65 kg/pc

**A** PIMI23



Black/Grey/White

12"x12"	30x30 cm
3.82 lb/pc	1.73 kg/pc


**A** PIMI09



Black/Grey/White

4"x12"	10x30 cm
1.26 lb/pc	0.57 kg/pc

**A** PIMI10



White

12"x12"	30x30 cm
3.55 lb/pc	1.61 kg/pc

**A** PIBL10



White

4"x12"	10x30 cm
1.43 lb/pc	0.65 kg/pc

**A** PIBL11

Our "reconstituted" products are a **Bati Orient exclusivity**.  
Manufactured with stone powder, resin and colored pigments,  
this process enables us to produce unique stone shaped items  
with colors that we cannot find in nature.



**WARNING:** Grouting with epoxy grout joint material protects the stone while it also revives the colors and changes them.

**We recommend a test prior to installation.**

**IMPORTANT:** All our products must be protected with an adapted sealer prior to installation.

**CAUTION:** Finishing products may darken the color.

# Reconstituted

12"x12"x3/8" - 30x30x0.9 cm	11 pcs	10.76 sq.ft / 1 m <sup>2</sup>	38.94 lb / 17.7 Kg
4"x12"x3/8" - 10x30x0.9 cm	17 pcs	16.73 ft. / 5.1 ml	22.61 lb / 10.7 Kg



Taupe/Gold

12"x12"	30x30 cm
3.54 lb/pc	1.61 kg/pc


**A** PIMI20



Taupe/Gold

4"x12"	10x30 cm
1.43 lb/pc	0.65 kg/pc

**A** PIMI21



White/Grey/Silver

12"x12"	30x30 cm
3.54 lb/pc	1.61 kg/pc

**A** PIMI18



White/Grey/Silver

4"x12"	10x30 cm
1.43 lb/pc	0.65 kg/pc

**A** PIMI19



Our "reconstituted" products are a **Bati Orient exclusivity**. Manufactured with stone powder, resin and colored pigments, this process enables us to produce unique stone shaped items with colors that we cannot find in nature.



**WARNING:** Grouting with epoxy grout joint material protects the stone while it also revives the colors and changes them.

We recommend a test prior to installation.

**IMPORTANT:** All our products must be protected with an adapted sealer prior to installation.

**CAUTION:** Finishing products may darken the color.





# The Exotic Series

Portrait  
Music

# Wood log sliced

12"x12"x3/8" - 30x30x1 cm | 11 pcs | 10.76 sq.ft / 1 m<sup>2</sup> | 13.20 lb / 6 Kg



Coffee Tree Logs

12"x12"	30x30 cm
1.20 lb/pc	0.55 kg/pc

**BOCA01**

Uniform thickness 3/8"



Wall decoration only.

To be placed in the room 72 hours before installation.

Can be painted, stained or varnished before sealing.

Not suitable for surfaces subject to water projections or wet areas.



# Metal

11.8"x13.7"x5/16" - 30x34.8x0.8 cm | 11 pcs | 12.38 sq.ft / 1.15 m<sup>2</sup> | 27.44 lb / 12.45 Kg



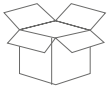
Aluminum & Marble Semi Circle Silver  
Brown 12"x14"

11.8"x13.7"x5/16" | 30x34.8x0.8 cm  
2.42 lb/pc | 1.10 kg/pc

**F** MEMI63




12"x12"x5/16" - 30.5x30.5x0.8 cm	11 pcs	10.76 sq.ft / 1.00 m <sup>2</sup>	33.0 lb / 15 Kg
12.2"x12.2"x3/16" - 30.5x30.5x0.8 cm	11 pcs	10.98 sq.ft / 1.02 m <sup>2</sup>	33.0 lb / 15 Kg



Brushed Stainless Steel Silver

12"x12"x5/16"	30.5x30.5x0.8 cm
3.00 lb/pc	1.36 kg/pc

 **MEAR20**



Brushed Stainless Steel Silver

12.2"x12.2"x3/16"	30.5x30.5x0.8 cm
3.00 lb/pc	1.36 kg/pc

 **MEAR19**




For all metal products use non abrasive grout joint material.






# Round Mosaic



MEAR20 page 119





# Round Mosaic

A wide-angle photograph of a tropical bay. The foreground is filled with dark blue water with gentle ripples. In the middle ground, a white sailboat is visible on the left side of the bay. The background features lush green mountains with some peaks partially obscured by white clouds. The sky is a vibrant blue with scattered white and grey clouds. A semi-transparent white banner is overlaid across the middle of the image, containing the text "The Exotic Series".

# The Exotic Series

# Mix Glass

11.4"x11.7"x5/16" - 29x29.6x0.8 cm  
 11.5"x12"x5/16" - 29.5x30.5x0.8 cm


11 pcs	10.19 sq.ft / 0.95 m <sup>2</sup>	22.00 lb / 10.2 Kg
11 pcs	10.76 sq.ft / 1 m <sup>2</sup>	24.25 lb / 11 Kg



White

11.4"x11.7" | 29x29.6 cm  
 1.95 lb/pc | 0.90 kg/pc

**VEBL43**



Black

11.5"x12" | 29.5x30.5 cm  
 2.00 lb/pc | 1.00 kg/pc

**VENO36**



# Mix

12"x12"x3/8" - 30.5x30.5x0.9 cm	11 pcs	10.76 sq.ft / 1 m <sup>2</sup>	37.40 lb / 17.00 Kg
4"x12"x3/8" - 10x30x0.9 cm	17 pcs	16.73 ft. / 5.1 ml	21.32 lb / 9.70 Kg



Round Décor Glass Stone Mix Black

12"x12"	30.5x30.5 cm
3.40 lb/pc	1.55 kg/pc

**E MAMI101**



Round Décor Glass Stone Mix Black

4"x12"	10x30 cm
1.25 lb/pc	0.57 kg/pc

**E MAMI102**



Round Décor Glass Stone Mix Beige

12"x12"	30.5x30.5 cm
3.40 lb/pc	1.55 kg/pc

**E MAMI103**



Round Décor Glass Stone Mix Beige

4"x12"	10x30 cm
1.25 lb/pc	0.57 kg/pc

**E MAMI104**





Round Mix Glass White

11.9"x11.9"x3.8"	30.3x30.3x0.9 cm
3.20 lb/pc	1.45 kg/pc

**D** VEBL36



Round Mix Glass Black

11.9"x11.9"x3.8"	30.3x30.3x0.9 cm
3.20 lb/pc	1.45 kg/pc

**D** VENO02



Due to the transparency of some of these products, we strongly recommend the use of neutral or white glue for their installation.

For all these products use non abrasive grout joint.





# TABLE OF CONTENTS





Porcelain  
Ceramic  
page 132

Reconstituted  
page 206



Marble  
page 256

Mix  
page 210



# Mosaic



Metal  
page 304



Wood  
page 368

Other  
Stone  
page 296



Glass  
page 326





**batorientus**



# The Floral Series

---

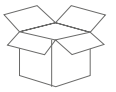
Nature is so important to our lives. Bringing nature into our homes gives us calm, energy and strength.

Our Floral Series are here to give your interiors, kitchen or bathrooms, that extra natural feel.

**Immerse yourself into nature with our new floral, warm and colorful mosaics.**

# Ceramic

12"x12"x1/4" - 30.5x30.5x0.7 cm | 11 pcs | 10.76 sq.ft / 1 m<sup>2</sup> | 30.67 lb / 13.92 Kg



4"x4" Floral Palm Brown Beige 12"x12"

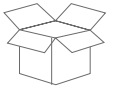
12"x12"x1/4" | 30.5x30.5x0.7 cm  
2.79 lb/pc | 1.27 kg/pc

CEMI64



# Porcelain Ceramic

11.8"x11.8"x3/8" - 30x30x0.9 cm | 11 pcs | 10.66 sq.ft / 0.99 m<sup>2</sup> | 44.95 lb / 20.39 Kg



4"x4" Floral Palm Multicolor 12"x12"

11.8"x11.8"x3/8" | 30x30x0.9 cm  
3.97 lb/pc | 1.80 kg/pc

CEMI68







# Porcelain Ceramic

11.8"x11.8"x3/8" - 30x30x0.9 cm

11 pcs | 10.76 sq.ft / 0.90 m<sup>2</sup> | 43.77 lb / 19.86 Kg



Gold Brown Mix Flower Pattern Glazed  
Ceramic 3"x3"

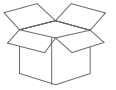
11.8"x11.8" | 30x30 cm  
3.88 lb/pc | 1.76 kg/pc

**D** CEMA04



# Porcelain Ceramic


11.8"x11.8"x3/8" - 30x30x1 cm | 11 pcs | 9.69 sq.ft / 0.90 m<sup>2</sup> | 44.74 lb/ 20.30 Kg



Blue & White Palm Tree Pattern  
Glazed Ceramic 3"x3"

11.8"x11.8" | 30x30 cm  
3.97 lb/pc | 1.80 kg/pc

**D** **CEBL29**



Black & White Palm Tree Pattern  
Glazed Ceramic 3"x3"

11.8"x11.8" | 30x30 cm  
3.97 lb/pc | 1.80 kg/pc

**D** **CEMI46**







# The World Series

---

So much to discover. So much to experience.

Whether in equatorial forests, remote islands or cities and monuments, our inspiration for new shapes and mosaics arise at all times.

Discover our mosaics inspired by our most beautiful Tahitian forests, the Paris metro and distant civilizationsk...

# The World Series



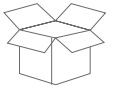


## The Zellige Series

From the narrow streets of Fez to the warm and soft colors of Moroccan fabrics, our Zellige Ceramic series bring you the beauty of traditional ceramics and the warmth of the North African sun.

# Ceramic

11.2"x11.2"x1/4" - 28.5x28.5x0.7 cm | 11 pcs | 9.58 sq.ft / 0.89 m<sup>2</sup> | 29.58 lb / 13.42 Kg



Zellige Glazed Ceramic White 3"x3"

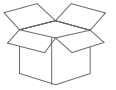
11.2"x11.2"x1/4" | 28.5x28.5x0.7 cm  
2.69 lb/pc | 1.22 kg/pc

 **CEBL47**



# Ceramic

11.2"x11.2"x1/4" - 28.5x28.5x0.7 cm | 11 pcs | 9.58 sq.ft / 0.89 m<sup>2</sup> | 29.58 lb / 13.42 Kg



Zellige Glazed Ceramic Grey Mix 3"x3"

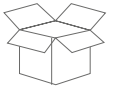
11.2"x11.2"x1/4" | 28.5x28.5x0.7 cm  
2.69 lb/pc | 1.22 kg/pc

**D** **CEGR35**



# Ceramic

11.2"x11.2"x1/4" - 28.5x28.5x0.7 cm | 11 pcs | 9.58 sq.ft / 0.89 m<sup>2</sup> | 29.58 lb / 13.42 Kg



Zellige Glazed Ceramic Soft Blue  
Mix 3"x3"

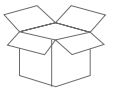
11.2"x11.2"x1/4" | 28.5x28.5x0.7 cm  
2.69 lb/pc | 1.22 kg/pc

**CEBL48**



# Ceramic

11.2"x11.2"x1/4" - 28.5x28.5x0.7 cm | 11 pcs | 9.58 sq.ft / 0.89 m<sup>2</sup> | 29.58 lb / 13.42 Kg



Zellige Glazed Ceramic Soft Green  
Mix 3"x3"

11.2"x11.2"x1/4" | 28.5x28.5x0.7 cm  
2.69 lb/pc | 1.22 kg/pc

**CEVE16**

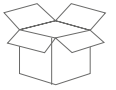






# Porcelain Ceramic

11.3"x11.6"x1/4" - 28.8x29.4x0.6 cm | 11 pcs | 10.12 sq.ft / 0.94 m<sup>2</sup> | 25.35 lb / 11.50 Kg



Mini Subway White Glazed Porcelain 2"x4"

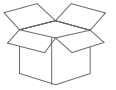
11.3"x11.6" | 28.8x29.4 cm  
2.20 lb/pc | 1.00 kg/pc

**D** CEBL25



# Porcelain Ceramic

11.3"x11.6"x1/4" - 28.8x29.4x0.6 cm | 11 pcs | 10.12 sq.ft / 0.94 m<sup>2</sup> | 25.35 lb / 11.50 Kg



Mini Subway Black Glazed Porcelain 2"x4"

11.3"x11.6"  
2.20 lb/pc

28.8x29.4 cm  
1.00 kg/pc


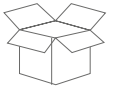
CENO31





# Porcelain Ceramic


11.2"x11.6"x1/4" - 28.5x29.5x0.6 cm | 20 pcs | 18.08 sq.ft / 1.68 m<sup>2</sup> | 44.52 lb / 20.20 Kg



White Brick Pattern Glossy Glazed  
Ceramic 2"x6"

11.2"x11.6"x1/4" | 28.5x29.5x0.6 cm  
2.23 lb/pc | 1.01 kg/pc

**D** **CEBL49**



Black Brick Pattern Glossy Glazed  
Ceramic 2"x6"


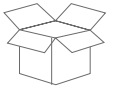
11.2"x11.6"x1/4" | 28.5x29.5x0.6 cm  
2.23 lb/pc | 1.01 kg/pc

**D** **CENO40**



# Porcelain Ceramic

11.7"x13.2"x3/8" - 29.8x33.4x1 cm | 11 pcs | 11.73 sq.ft / 1.09 m<sup>2</sup> | 39.67 lb / 18.00 Kg



Multi Color Beige Mix Deco Brick Pattern  
Matte Glazed Ceramic 1"x3"

11.7"x13.2"

3.53 lb/pc

29.8x33.4 cm

1.60 kg/pc

**D CEMI45**

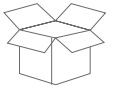






# Porcelain Ceramic

11.8"x11.8"x3/8" - 30x30x1 cm | 11 pcs | 10.66 sq.ft / 1.00 m<sup>2</sup> | 46.55 lb / 21.12 Kg



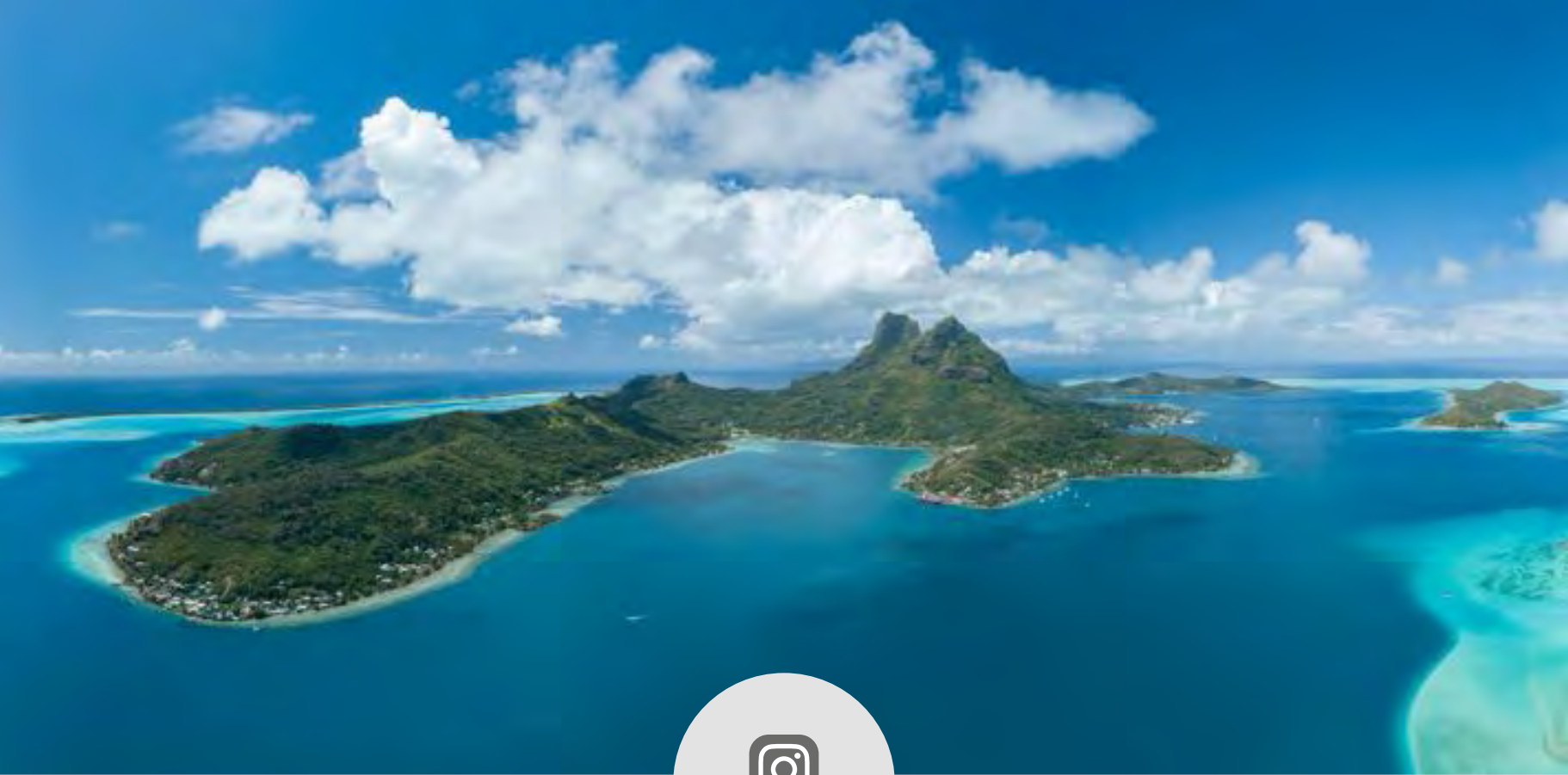
Grey Mix Pattern Deco Brick Matte Glazed  
Porcelain 1"x3"

11.8"x11.8"x3/8" | 30x30x1 cm  
4.23 lb/pc | 1.91 kg/pc

**D** **CEGR37**







batorientus



# The Native Series

---


Inspired by great civilizations and beautiful landscapes, the Native series honor our origins, and our art history.

Each design draws us towards incredible destinations and reminds us how wonderful and mysterious is our planet.

W  
o  
s  
s  
i  
c

# The Native Series





Part of the “textures” concept, Bati Orient USA is taking you on a journey of “touch and feel” with its Native, Wood and Metal Series.

During our search for new designs, we come across people and places that remind us how rich and versatile our planet and inhabitants are.

We wanted to share all this with you and bring it to your home.

# Ceramic

11.8"x11.8"x1/4" - 30x30x0.7 cm

11 pcs

10.76 sq.ft / 1 m<sup>2</sup>

30.02 lb / 13.59 Kg



Aztec Native Series Black & White  
Glazed Ceramic 4"x4"

11.8"x11.8"

30x30 cm

2.73 lb/pc

1.24 kg/pc

**D** CEMI51


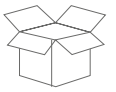






# Ceramic

11.8"x11.8"x1/4" - 30x30x0.7 cm | 11 pcs | 10.76 sq.ft / 1 m<sup>2</sup> | 30.02 lb / 13.59 Kg



Island Native Series Black & White  
Glazed Ceramic 4"x4"

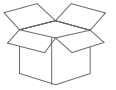
11.8"x11.8" | 30x30 cm  
2.73 lb/pc | 1.24 kg/pc

 CEMI52



# Ceramic

11.8"x11.8"x1/4" - 30x30x0.7 cm | 11 pcs | 10.76 sq.ft / 1 m<sup>2</sup> | 30.02 lb / 13.59 Kg



Maori Native Series Black & White  
Glazed Ceramic 4"x4"


11.8"x11.8"	30x30 cm
2.73 lb/pc	1.24 kg/pc

 **CEMI53**





batorientus



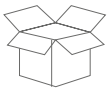
# The Industrial Series

---

Inspired by the rugged industrial panels and the effect of air, wind and water on metal over time, Bati Orient USA wanted to bring to you how time impacts the elements and brings out their inherent beauty.

# Ceramic

11.8"x11.8"x1/4" - 30x30x0.7 cm | 11 pcs | 10.76 sq.ft / 1 m<sup>2</sup> | 30.75 lb / 13.92 Kg



Silver Industrial Relief Pattern  
Glazed Ceramic 4"x4"

11.8"x11.8" | 30x30 cm  
2.80 lb/pc | 1.27 kg/pc

**D** **CEGR28**

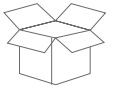






# Ceramic

11.8"x11.8"x1/4" - 30x30x0.7 cm | 11 pcs | 10.76 sq.ft / 1 m<sup>2</sup> | 30.75 lb / 13.92 Kg



Rust Industrial Relief Pattern  
Glazed Ceramic 4"x4"

11.8"x11.8" | 30x30 cm  
2.80 lb/pc | 1.27 kg/pc

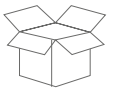
**D** CEMI48





# Ceramic

11.8"x11.4"x1/4" - 30x29x0.7 cm | 11 pcs | 10.30 sq.ft / 0.96 m<sup>2</sup> | 30.75 lb / 13.92 Kg



Silver Industrial Linear Relief Pattern  
Glazed Ceramic 2.8"x6"


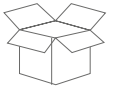
11.8"x11.4" | 30x29 cm  
2.80 lb/pc | 1.27 kg/pc

**D** CEGR29



# Ceramic

11.8"x11.4"x1/4" - 30x29x0.7 cm | 11 pcs | 10.30 sq.ft / 0.96 m<sup>2</sup> | 30.75 lb / 13.92 Kg



Rust Industrial Linear Relief Pattern  
Glazed Ceramic 2.8"x6"

11.8"x11.4" | 30x29 cm  
2.80 lb/pc | 1.27 kg/pc

**D** CEMI49





batorientus





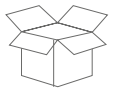
# The Wood Series

---

For centuries, wood has been part of our lives in all shapes and forms. This new “Wood” series is our way to honor such a great material.

# Ceramic

11.8"x11.8"x3/8" - 30x30x0.9 cm	11 pcs	10.76 sq.ft / 1 m <sup>2</sup>	38.79 lb/ 17.60 Kg
11.8"x11.8"x1/4" - 30x30x0.7 cm	17 pcs	10.76 sq.ft / 1 m <sup>2</sup>	27.96 lb / 12.65 Kg



Wood Rectangles Mix Grey  
Ceramic 0.7"x4"

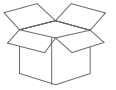
11.8"x11.8"	30x30 cm
2.54 lb/pc	1.15 kg/pc

**D** CEBL36



# Ceramic

11.8"x11.8"x1/4" - 30x30x0.7 cm | 11 pcs | 10.76 sq.ft / 1 m<sup>2</sup> | 27.96 lb / 12.65 Kg



Wood Rectangles Mix Beige Blue  
Ceramic 0.7"x4"

11.8"x11.8" | 30x30 cm  
2.54 lb/pc | 1.15 kg/pc

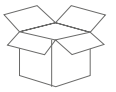
**D** CEM150





# Ceramic

12"x12"x1/4" - 30.5x30.5x0.7 cm | 11 pcs | 10.76 sq.ft / 1 m<sup>2</sup> | 26.67 lb / 12.10 Kg



Multicolor Wood 1.1"x4" Glazed Ceramic

12"x12"x1/4"  
2.42 lb/pc

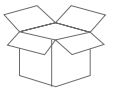
30.5x30.5x0.7 cm  
1.10 kg/pc

**D** CEMI67



# Ceramic

12"x12"x1/4" - 30.5x30.5x0.7 cm | 11 pcs | 10.76 sq.ft / 1 m<sup>2</sup> | 26.67 lb / 12.10 Kg



Beige Brown Mix Wood 1.1"x4" Glazed Ceramic

12"x12"x1/4" | 30.5x30.5x0.7 cm  
2.42 lb/pc | 1.10 kg/pc

**D** CEMA07

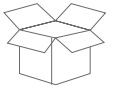






# Porcelain Ceramic

11.9"x11.8"x3/8" - 30.3x30.1x0.9 cm | 11 pcs | 10.76 sq.ft / 1 m<sup>2</sup> | 44.95 lb / 20.39 Kg



2"x4" Glazed Ceramic Grey Beige Mix  
Rough Surface

11.9"x11.8"x3/8" | 30.3x30.1x0.9 cm  
3.97 lb/pc | 1.80 kg/pc

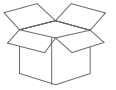
**D** CEGR32





# Porcelain Ceramic

11.9"x11.8"x3/8" - 30.3x30.1x0.9 cm | 11 pcs | 10.76 sq.ft / 1 m<sup>2</sup> | 44.95 lb / 20.39 Kg



2"x4" Glazed Ceramic Beige Mix Rough  
Surface

11.9"x11.8"x3/8" | 30.3x30.1x0.9 cm  
3.97 lb/pc | 1.80 kg/pc

**D** **CEBE09**



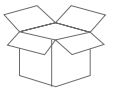
A large, gnarled, bleached tree trunk stands in a desert landscape. The trunk is highly textured and twisted, with many smaller, broken branches extending from it. The ground is reddish-brown and covered with sparse, dry vegetation. The sky is a clear, bright blue. The overall scene is arid and desolate.

# The Wood Series



# Ceramic

11.8"x12.2"x1/4" - 30x31x0.7 cm | 11 pcs | 10.98 sq.ft / 1.02 m<sup>2</sup> | 34.18 lb / 15.51Kg



Slate Stone Beige Glazed Ceramic 2"x6" Brick

11.8"x12.2"x1/4" | 30x31x0.7 cm  
3.11 lb/pc | 1.41 kg/pc

**D** **CEBE10**

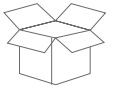






# Ceramic

11.8"x12.2"x1/4" - 30x31x0.7 cm | 11 pcs | 10.98 sq.ft / 1.02 m<sup>2</sup> | 34.18 lb / 15.51Kg



Slate Stone Grey Glazed Ceramic 2"x6" Brick

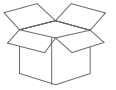
11.8"x12.2"x1/4" | 30x31x0.7 cm  
3.11 lb/pc | 1.41 kg/pc

**D** CEGR36



# Ceramic


11.6"x11.6"x5/16" - 29.5x29.5x0.8 cm	11 pcs	10.98 sq.ft / 1.02 m <sup>2</sup>	30.92 lb / 14.03 Kg
11.5"x11.5"x5/16" - 29x29x0.8 cm	11 pcs	10.12 sq.ft / 0.94 m <sup>2</sup>	33.10 lb / 15.02 Kg



Blue Mix Geometric Pattern Glazed  
Ceramic 4"x4"

11.6"x11.6"	29.5x29.5 cm
2.71 lb/pc	1.23 kg/pc

**D** CEBL30



Grey Blue Mix Triangle Glazed  
Ceramic 3"

11.5"x11.5"	29x29 cm
2.91 lb/pc	1.32 kg/pc

**D** CEMI47





# Ceramic



Patchwork Square Black & White

11.8"x11.8" | 30x30 cm  
2.64 lb/pc | 1.20 kg/pc

 CEMI09



Patchwork Square Blue

11.8"x11.8" | 30x30 cm  
2.64 lb/pc | 1.20 kg/pc

 CEBL17



11.8"x11.8"x5/16" - 30x30x0.8 cm

11 pcs

10.76 sq.ft / 1 m<sup>2</sup>

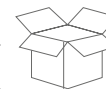
29.09 lb / 13.20 Kg

13"x10.6"x5/16" - 33x27x0.8 cm

11 pcs

10.76 sq.ft / 1 m<sup>2</sup>

29.09 lb / 13.20 Kg



Patchwork Square Blue Mix White

11.8"x11.8" | 30x30 cm  
2.64 lb/pc | 1.20 kg/pc

**D** **CEBL18**



Patchwork Diamond Blue

13"x10.6" | 33x27 cm  
2.64 lb/pc | 1.20 kg/pc

**D** **CEBL19**



# Reconstituted

12.2"x11.8"x3/8" - 31x30x1 cm | 10 pcs | 10.01 sq.ft / 0.93 m<sup>2</sup> | 29.75 lb/ 13.50 Kg



Fabric Print Patchwork Super  
White/Grey Mix

12.2"x11.8"	31x30 cm
3.09 lb/pc	1.40 kg/pc

**C** **PIGR40**

Our "reconstituted" products are a **Bati Orient exclusivity**.

Manufactured with stone powder, resin and colored pigments, this process enables us to produce unique stone shaped items with colors that we cannot find in nature.







batorientus



# The Terrazzo Series

---

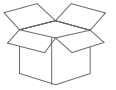
Created in Italy by Venitian craftsmen in the 15th century using discarded pieces of marble, we also discovered terrazzo-like floors in ruins in Turkey dating back 8,000 to 10,000 years ago.

Terrazzo eventually became a way to create contemporary floor and wall designs all around the world.

We offer it to you today in a new creative mosaic form.

# Terrazzo Marble Mix


11.8"x12"x3/8" - 30x30.5x1 cm | 10 pcs | 9.84 sq.ft / 0.92 m<sup>2</sup> | 44 lb / 20 Kg



Lantern Terrazzo Marble White Grey  
Black Mix Mosaic

11.8"x12" | 30x30.5 cm  
4.40 lb/pc | 2 kg/pc

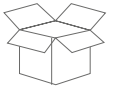
**F** PIMI40





# Terrazzo Marble Mix

13"x13.8"x3/8" - 33x35x1 cm	10 pcs	12.44 sq.ft / 1.16 m <sup>2</sup>	59.4 lb / 27 Kg
12"x12"x3/8" - 30.5x30.5x1 cm	10 pcs	10.76 sq.ft / 1 m <sup>2</sup>	44 lb / 20 Kg



Long Hexagon Terrazzo Marble White  
Grey Black Mix Mosaic

13"x13.8"	33x35 cm
5.94 lb/pc	2.70 kg/pc

**F** PIMI41



Mini Opus Terrazzo Marble White Grey  
Black Mix Mosaic

12"x12"	30.5x30.5 cm
4.40 lb/pc	2 kg/pc

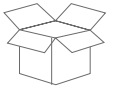
**F** PIMI42





# Mix

11.8"x11.8"x5/16" - 30x30x0.8 cm | 11 pcs | 10.66 sq.ft / 1.00 m<sup>2</sup> | 35.26 lb / 16.00 Kg



Multicolor Square Mix Glass Resin

11.8"x11.8"x5/16" | 30x30x0.8 cm  
1.70 lb/pc | 0.77 kg/pc

**D** VEMI166





# Mix Mother of Pearl

11.7"x11.7"x5/16" (1"x1")  
29.8x29.8x0.8 cm (2.5x2.5 cm)  
11.4"x12"x5/16" - 29x30.5x0.8 cm

11 pcs

10.76 sq.ft / 1.00 m<sup>2</sup>

36.00 lb / 16.30 Kg

11 pcs

10.76 sq.ft / 1.00 m<sup>2</sup>

32.00 lb / 14.50 Kg



Mother of Pearl Glass Marble White Mix

11.7"x11.7" | 29.8x29.8 cm  
3.25 lb/pc | 1.45 kg/pc

**F** MAMI166



Mother of Pearl Glass Marble Beige Brown Mix

11.7"x11.7" | 29.8x29.8 cm  
3.25 lb/pc | 1.45 kg/pc

**F** MAMI167



**Warning:** Depending on the angle of incidence of light on shell, it can appear in a different lighter or darker color than the original.

For these products, please use a non abrasive grout joint.



Mother of Pearl Tan Glass/Brown Mix Brick

11.4"x12" | 29x30.5 cm  
2.85 lb/pc | 1.25 kg/pc


**F** MAMI119



Mother of Pearl Beige/White/Beige Mix Brick

11.4"x12" | 29x30.5 cm  
2.85 lb/pc | 1.25 kg/pc

**F** MAMI120



Mother of Pearl Glass Marble Taupe Grey Mix Brick

11.4"x12" | 29x30.5 cm  
2.85 lb/pc | 1.25 kg/pc

**F** MAMI165


11.4"x12"x5/16" - 29x30.5x0.8 cm | 11 pcs | 10.76 sq.ft / 1.00 m<sup>2</sup> | 32.00 lb / 14.50 Kg



Mother of Pearl Glass Marble White  
Mix Brick

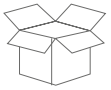
11.4"x12" | 29x30.5 cm  
2.85 lb/pc | 1.25 kg/pc

**F MAMI164**



# Mix

11.2"x11.7"x3/8" - 28.5x29.8x0.9 cm	11 pcs	10.76 sq.ft / 1.00 m <sup>2</sup>	25.46 lb / 11.55 Kg
11.2"x10.4"x3/8" - 28.5x26.4x0.9 cm	11 pcs	10.76 sq.ft / 1.00 m <sup>2</sup>	29.09 lb / 13.20 Kg
11.6"x11.7"x5/16" - 29.4x29.8x0.8 cm	11 pcs	10.76 sq.ft / 1.00 m <sup>2</sup>	25.53 lb / 11.55 Kg



Baguette Glass Metal Mix Beige Grey

11.2"x11.7"x3/8"	28.5x29.8x0.9 cm
2.31 lb/pc	1.05 kg/pc

**C** MEMI56



Hexagon Mix Marble Aluminum Multi Finish Silver White

11.2"x10.4"x3/8"	28.5x26.4x0.9 cm
2.64 lb/pc	1.20 kg/pc

**F** MAMI168



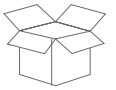
White Glass & Aluminum Mix

11.6"x11.7"x5/16"	29.4x29.8x0.8 cm
2.32 lb/pc	1.05 kg/pc

**F** ECO28



12"x12" - 30x30 cm | 11 pcs | 10.76 sq.ft / 1.00 m<sup>2</sup> | 36.41 lb/ 16.50 Kg




Mix Blue/Steel/Glass Blue

12"x12" | 30x30 cm  
3.31 lb/pc | 1.50 kg/pc

**F** VEMI93





White Marble / Grey-White Glass

12"x12"	30x30 cm
2.80 lb/pc	1.27 kg/pc

**F** VEMI114

 11 pcs | 10.76 sq.ft / 1 m<sup>2</sup> | 30.91 lb / 14 Kg




White Marble / Grey-Light Blue Glass Glossy

12"x12"	30x30 cm
2.81 lb/pc	1.27 kg/pc

**F** VEMI87

 11 pcs | 10.76 sq.ft / 1 m<sup>2</sup> | 30.91 lb / 14 Kg



Grey-Blue Glass / Décor


12"x12"	30x30 cm
3.41 lb/pc	1.55 kg/pc

**E** VEMI98

 11 pcs | 10.76 sq.ft / 1 m<sup>2</sup> | 37.50 lb / 17 Kg




12"x12"x3/8" (5/8"x5/8") - 30x30x0.9 cm (1.5x1.5 cm)



*Mix Steel/Glass/Stone Matte-Glossy*

12"x12"	30x30 cm
3.00 lb/pc	1.36 kg/pc

**F** VEMI27

 11 pcs | 10.76 sq.ft / 1 m<sup>2</sup> | 33.00 lb/ 15.00 Kg



*Brown Slate/Beige Brown Glass  
Glossy*

12"x12"	30x30 cm
2.81 lb/pc	1.27 kg/pc

**A** ARRO17

 11 pcs | 10.76 sq.ft / 1 m<sup>2</sup> | 30.91 lb/ 14 Kg



Mix



White Marble / Blue Matte Glass

12"x12"

2.81 lb/pc

30x30 cm


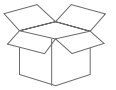
1.27 kg/pc

**F** VEM189





12"x12" - 30x30 cm | 11 pcs | 10.76 sq.ft / 1.00 m<sup>2</sup> | 30.91 lb / 14 Kg



Black Marble / Black Glass Glossy

12"x12"

30x30 cm

2.81 lb/pc


1.27 kg/pc

**F** VEMI85

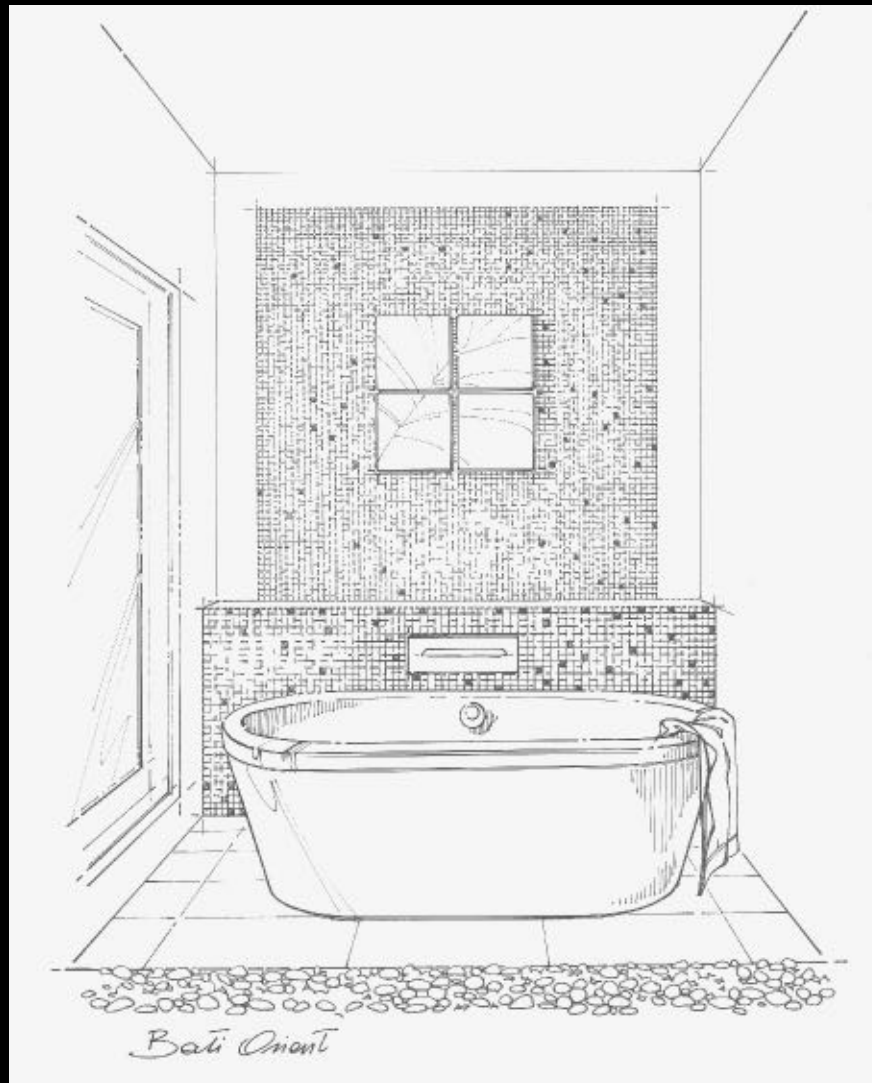


# M O S A I C



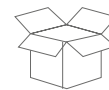


VEMI85 page 223



# Mix

12"x12" - 30x30 cm | 11 pcs | 10.76 sq.ft / 1.00 m<sup>2</sup> | 37.40 lb/ 16.96 Kg



Purple Mix Marble/Glass

12"x12" | 30x30 cm  
3.40 lb/pc | 1.54 kg/pc

**E** MAVI01








Grey/Beige Glass Quartzite Metal

12"x12"	30x30 cm
2.80 lb/pc	1.27 kg/pc

**A QUMI17**

 11 pcs | 10.76 sq.ft / 1 m<sup>2</sup> | 30.81 lb / 14 Kg




Beige/Brown Mix Marble/Polished/Glass

12"x12"	30x30 cm
3.40 lb/pc	1.54 kg/pc

**E MAMI57**

 11 pcs | 10.76 sq.ft / 1 m<sup>2</sup> | 37.40 lb / 16.94Kg



Grey Marble/Glass/Metal

12"x12"	30x30 cm
3.40 lb/pc	1.54 kg/pc

**F MAMI54**

 11 pcs | 10.76 sq.ft / 1 m<sup>2</sup> | 37.40 lb / 16.96 Kg



Quartzite-Glass Beige/White

12"x12"	30x30 cm
3.24 lb/pc	1.47 kg/pc

**A VEMI109**

 11 pcs | 10.76 sq.ft / 1 m<sup>2</sup> | 35.64 lb / 16.2 Kg




For these products use non-abrasive grout joint.



Beige Marble/Silver Beige Glass/Décor

12"x12" (1"x1") | 30x30 cm (2.5x2.5 cm)  
2.80 lb/pc | 1.27 kg/pc

**F** MAMI51

 11 pcs | 10.76 sq.ft / 1 m<sup>2</sup> | 30.80 lb/ 14Kg



Brown Décor/Brown Glass

12"x12" | 30x30 cm  
3.00 lb/pc | 1.36 kg/pc

**E** VEMI99

 11 pcs | 10.76 sq.ft / 1 m<sup>2</sup> | 33 lb/ 15 Kg



Mix Grey-Red Stone

12"x12" | 30x30 cm  
3.00 lb/pc | 1.36 kg/pc

**E** MAMI83

 11 pcs | 10.76 sq.ft / 1 m<sup>2</sup> | 33 lb/ 15 Kg



Red Stone/Brown Glass/Décor

12"x12" (1"x1") | 30x30 cm (2.5x2.5 cm)  
2.80 lb/pc | 1.27 kg/pc

**E** MAMI32

 11 pcs | 10.76 sq.ft / 1 m<sup>2</sup> | 30.80 lb/ 14Kg





W  
O  
S  
S  
P





MAMI32 page 229



# Mix


12"x12"x5/16" (7/8"x7/8") - 30x30x0.8 cm (2.3x2.3 cm) | 11 pcs | 10.76 sq.ft / 1.00 m<sup>2</sup> | 44.53 lb / 20.2 Kg



Beige Stone / Beige Brown Ceramic Mix

12"x12"	30x30 cm
3.97 lb/pc	1.80 kg/pc

**F** PIMI31

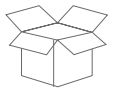


Black Stone / Grey White Ceramic Mix

12"x12"	30x30 cm
3.97 lb/pc	1.80 kg/pc

**A** PIMI32

12"x12"x3/8" (1"x1") - 30x30x0.9 cm (2.5x2.5 cm) | 11 pcs | 10.76 sq.ft / 1.00 m<sup>2</sup> | 35.31 lb/ 16 Kg



Grey Stone/Brown Glass/Décor

12"x12"	30x30 cm
3.21 lb/pc	1.46 kg/pc

**E MAMI30**



Beige Stone/Brown Glass/Décor

12"x12"	30x30 cm
3.21 lb/pc	1.46 kg/pc

**E MAMI33**



Grey Stone/Grey Glass/Décor

12"x12"	30x30 cm
3.21 lb/pc	1.46 kg/pc

**E MAMI29**



For these products use non-abrasive grout joint.



Mix

12"x12"x3/8" (3/4"x13/4") - 30.5x30.5x0.9 cm (2x4.2 cm)

11 pcs

10.76 sq.ft / 1.00 m<sup>2</sup>

37.40 lb/ 17 Kg



Turquoise Glass/Ceramic

12"x12"

3.40 lb/pc

30.5x30.5 cm

1.54 kg/pc

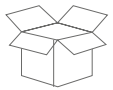
**D** VEBL40

12"x12"x3/8" (Mixed Sizes) - 30x30x0.9 cm (Multi-formats)

11 pcs

10.76 sq.ft / 1.00 m<sup>2</sup>

30.81 lb/ 14 Kg



Marble Beige/Glass Beige/Brown

12"x12"

30x30 cm

2.80 lb/pc

1.27 kg/pc

**F** MAMI92



Marble Grey/Glass Black/Grey/White

12"x12"

30x30 cm

2.80 lb/pc

1.27 kg/pc

**F** MAMI94



Marble Beige/Glass Beige/Brown

12"x12"

30x30 cm

2.80 lb/pc

1.27 kg/pc

**F** MAMI93



Marble Grey/Glass Black/Grey/White

12"x12"

30x30 cm

2.80 lb/pc

1.27 kg/pc

**F** MAMI95



For these products use  
non-abrasive grout joint.



W  
O  
S  
S  
P



MAMI94 page 235



Mix

11.8"x11.8"x5/16" - 30x30x0.8 cm | 11 pcs | 10.76 sq.ft / 1.00 m<sup>2</sup> | 27.55 lb/ 12.5 Kg



Baguette Stone Grey Beige Black Aluminum Mix

11.8"x11.8" | 30x30 cm  
2.50 lb/pc | 1.14 kg/pc

**F** MAMI151



Baguette Stone Grey Black Aluminum Mix

11.8"x11.8" | 30x30 cm  
2.50 lb/pc | 1.14 kg/pc

**F** MAMI150







# Mix



*Beige Marble/Beige Glass/Aluminum*

12"x12.1" | 30x30.6 cm  
3.00 lb/pc | 1.36 kg/pc

**E MEMI27**

 11 pcs | 10.76 sq.ft / 1 m<sup>2</sup> | 35.20 lb/ 16 Kg



*Brown Marble / Beige Glass*

12"x12" | 30x30 cm  
3.40 lb/pc | 1.55 kg/pc

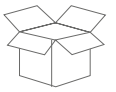
**E VEMI90**

 11 pcs | 10.76 sq.ft / 1 m<sup>2</sup> | 37.40 lb/ 17 Kg



For these products use non-abrasive grout joint.

12"x11.6" - 30x29.5 cm | 11 pcs | 10.76 sq.ft / 1.00 m<sup>2</sup> | 37.03 lb/ 16.8 Kg


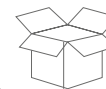


Slate/Glass Beige/Brown

12"x11.6" | 30x29.5 cm  
3.36 lb/pc | 1.53 kg/pc

**A** ARRO16





Black Marble/Black Glass/Steel

11.6"x11.6"	29.5x29.5 cm
3.81 lb/pc	1.73 kg/pc

**F VENO34**



White Marble/White Glass Matte & Glossy

11.6"x11.6"	29.5x29.5 cm
3.81 lb/pc	1.73 kg/pc

**F VEBL41**



Black-Grey-White Iridescent Glass

11.6"x11.6"	29.5x29.5 cm
3.81 lb/pc	1.73 kg/pc


**D VEGR39**



Green Glass

11.6"x11.6"	29.5x29.5 cm
3.81 lb/pc	1.73 kg/pc

**D VEVE40**



11.6"x10.1"x1/4" - 29.6x25.6x0.7 cm

14 pcs

11.41 sq.ft / 1.06 m<sup>2</sup>

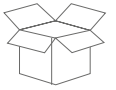
39.01 lb / 17.70 Kg

11.6"x12"x5/16" - 29.5x30.5x0.8 cm

11 pcs

10.33 sq.ft / 0.96 m<sup>2</sup>

40.73 lb / 18.48 Kg



Glass Silver Matte

11.6"x10.1"

3.55 lb/pc

29.6x25.6 cm

1.61 kg/pc

**D VEMI153**



Mother of Pearl Glass Marble Beige Mix


11.6"x12"

3.70 lb/pc

29.6x30.5 cm

1.68 kg/pc

**D MAMI174**



Glass Black Matte & Glossy

11.6"x11.6"

3.81 lb/pc

29.5x29.5 cm

1.73 kg/pc

**E MAMI143**



Mother of Pearl Glass Marble White Mix

11.6"x12"

3.70 lb/pc

29.5x30.5 cm

1.68 kg/pc

**D MAMI175**







VEBL41 page 242

# Mix



Stone Grey Black Aluminum Mix

11.8"x11.8"x5/16" | 30x30x0.8 cm  
2.26 lb/pc | 1.03 kg/pc

**F** MAMI153

 11 pcs | 10.76 sq.ft / 1 m<sup>2</sup> | 24.91 lb/ 11.3 Kg



Stone&Glass Grey Beige Black Mix Brick

11.8"x11.8"x5/16" | 30x30x0.8 cm  
3.31 lb/pc | 1.50 kg/pc

**F** VEMI138

 11 pcs | 10.76 sq.ft / 1 m<sup>2</sup> | 36.37 lb/ 16.5 Kg







Black & White Matte Stone Zebra

12"x12" (2"x2")	30.5x30.5 (4.8x4.8) cm
3.19 lb/pc	1.45 kg/pc

**A** PIMI24

 11 pcs	10.76 sq.ft / 1 m <sup>2</sup>	35.19 lb / 16 Kg
--	--------------------------------	------------------




Mix Grey Stone/Black-Grey Glass

12"x12" (2"x2")	30x30 (4.8x4.8) cm
3.40 lb/pc	1.55 kg/pc

**E** VEMI111

 11 pcs	10.76 sq.ft / 1 m <sup>2</sup>	37.40 lb / 17 Kg
---	--------------------------------	------------------



Mix Blue Glossy Glass/Shell

12"x12" (2"x2")	30x30 (5x5) cm
3.01 lb/pc	1.36 kg/pc

**F** MAMI50

 11 pcs	10.76 sq.ft / 1 m <sup>2</sup>	33.11 lb / 15 Kg
--	--------------------------------	------------------



The installation of these products requires strict observance of construction practices.

The cement thin set must be completely dry.  
Wait 72 hours minimum before sealing.



For these products use non-abrasive grout joint.






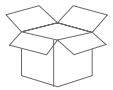


VEM111 page 247



# Mix

12"x12"x3/8" (7/8" x2") - 30x30x0.9 cm (2.3x4.8 cm) | 11 pcs | 10.76 sq.ft / 1.00 m<sup>2</sup> | 41.90 lb/ 19 Kg



Silver Grey Natural Slate - Glass Red Black

12"x12"	30x30 cm
3.81 lb/pc	1.73 kg/pc


**A** QUMI12



Silver Grey Natural Slate - Glass Turquoise

12"x12"	30x30 cm
3.81 lb/pc	1.73 kg/pc

**A** QUMI11



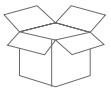
Silver Grey Polished Slate - Glass Purple White

12"x12"	30x30 cm
3.81 lb/pc	1.73 kg/pc

**A** QUMI13



11.6"x23.4" - 29.5x59.5 cm | 1 piece | 1.89 sq.ft / 0.18 m<sup>2</sup> | 8 lb / 3.6 Kg



Glass Tile Decor Purple

11.6"x23.4" | 29.5x59.5 cm  
8 lb/pc | 3.6 kg/pc

**VEVI02**



Glass Tile Decor Blue

11.6"x23.4" | 29.5x59.5 cm  
8 lb/pc | 3.6 kg/pc

**VEBL37**



Glass Tile Decor Red


11.6"x23.4" | 29.5x59.5 cm  
8 lb/pc | 3.6 kg/pc

**VERO34**



Mosai






QUMI13 page 250



VEVI02 page 251





**batorientus**





# The White & Grey Marble Classic Series

---

Mostly based on whites and greys, these stones do not fear the thread of time.

Classic mosaics are timeless.

You can count on them for any space, giving you an elegant and pure ambiance for years to come.

# Marble

12"x12"x3/8" - 30.5x30.5x1 cm | 10 pcs | 10.00 sq.ft / 0.93 m<sup>2</sup> | 51.15 lb/ 23.25 Kg



2"x4" Brick Pattern White Grey Marble

12"x12"x3/8" | 30.5x30.5x1 cm  
5.12 lb/pc | 2.33 kg/pc

F MABL119

*new*





# Marble

10"x12"x3/8" - 25.5x30.5x1 cm | 10 pcs | 8.37 sq.ft / 0.78 m<sup>2</sup> | 42.89 lb/ 19.45 Kg



2"x6" Picket White Grey Marble

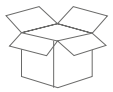
10"x12"x3/8" | 25.5x30.5x1 cm  
4.30 lb/pc | 1.95 kg/pc

**F** MABL120

**new**



9.7"x11"x3/8" - 24.5x28x1 cm | 10 pcs | 7.38 sq.ft / 0.69 m<sup>2</sup> | 37.82 lb/ 17.15 Kg



Irregular Hexagon White Grey Marble

9.7"x11"x3/8" | 24.5x28x1 cm  
3.79 lb/pc | 1.72 kg/pc

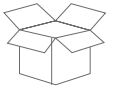
F MABL121

**new**



# Marble


11.4"x11.3"x5/16" - 28.9x28.6x0.8 cm | 10 pcs | 8.90 sq.ft / 0.83 m<sup>2</sup> | 40.11 lb/ 18.20 Kg



Crystal White Multicolor Marble  
Diamond Honed

11.4"x11.3"x5/16" | 28.9x28.6x0.8 cm  
3.97 lb/pc | 1.80 kg/pc

**F** MABL110



Grey White Multicolor Marble Diamond  
Honed

11.4"x11.3"x5/16" | 28.9x28.6x0.8 cm  
3.97 lb/pc | 1.80 kg/pc

**F** MAMI186





# Marble

11.7"x11.1"x5/16" - 29.6x28.3x0.8 cm | 10 pcs | 8.90 sq.ft / 0.83 m<sup>2</sup> | 40.11 lb/ 18.20 Kg



Crystal White Marble Scale Polished

11.7"x11.1"x5/16" | 29.6x28.3x0.8 cm  
3.97 lb/pc | 1.80 kg/pc

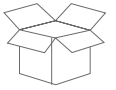
**F** MABL111





# Marble

12"x12"x5/16" - 30.5x30.5x0.8 cm	10 pcs	10.01 sq.ft / 0.93 m <sup>2</sup>	37.69 lb / 17.10 Kg
11.8"x11.8"x5/16" - 30x30x0.8 cm	10 pcs	9.69 sq.ft / 0.90 m <sup>2</sup>	42.10 lb / 19.10 Kg



Elongated Hexagon Ice Grey "Leaves"

12"x12"x5/16"	30.5x30.5x0.8 cm
3.75 lb/pc	1.70 kg/pc

**F** MAGR116



2"x4" Brick Ice Grey

11.8"x11.8"x5/16"	30x30x0.8 cm
4.19 lb/pc	1.90 kg/pc

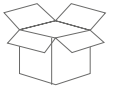
**F** MAGR117





# Marble

12"x12"x5/16" - 30.5x30.5x0.8 cm	10 pcs	10.01 sq.ft / 0.93 m <sup>2</sup>	37.69 lb / 17.10 Kg
11.8"x11.8"x5/16" - 30x30x0.8 cm	10 pcs	9.69 sq.ft / 0.90 m <sup>2</sup>	42.10 lb / 19.10 Kg



Elongated Hexagon White Grey "Leaves"

12"x12"x5/16"	30.5x30.5x0.8 cm
3.75 lb/pc	1.70 kg/pc

**F** MAGR118



2"x4" Brite Grey

11.8"x11.8"x5/16"	30x30x0.8 cm
4.19 lb/pc	1.90 kg/pc

**F** MAGR119



# Marble

12"x12"x3/8" - 30.5x30.5x1 cm | 10 pcs | 10.01 sq.ft / 0.93 m<sup>2</sup> | 51.27 lb/ 23.25 Kg



3"x3" Cross & Star White Grey Marble

12"x12"x3/8" | 30.5x30.5x1 cm  
5.14 lb/pc | 2.33 kg/pc

F MABL122 **new**





# Marble

12"x12"x3/8" - 30.5x30.5x1 cm | 10 pcs | 10.01 sq.ft / 0.93 m<sup>2</sup> | 51.27 lb/ 23.25 Kg



3"x3" Cross & Star Beige Marble

12"x12"x3/8" | 30.5x30.5x1 cm  
5.14 lb/pc | 2.33 kg/pc

F MABE133 **new**

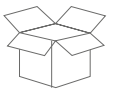






# Marble

11.2"x11.2"x3/8" - 28.5x28.5x1 cm | 10 pcs | 8.74 sq.ft / 0.81 m<sup>2</sup> | 44.76 lb/ 20.30 Kg



Star & Square White & Grey Mix Marble

11.2"x11.2"x3/8" | 28.5x28.5x1 cm  
4.48 lb/pc | 2.03 kg/pc


F MAMI193 **new**





# Marble

11.2"x11.2"x3/8" - 28.5x28.5x1 cm | 10 pcs | 8.74 sq.ft / 0.81 m<sup>2</sup> | 44.76 lb/ 20.30 Kg



Star & Square White & Beige Mix Marble

11.2"x11.2"x3/8" | 28.5x28.5x1 cm  
4.48 lb/pc | 2.03 kg/pc

**F** MAMI194 *new*





# Marble

10.3"x12.5"x3/8" - 26.2x31.8x1 cm | 10 pcs | 8.97 sq.ft / 0.83 m<sup>2</sup> | 45.82 lb/ 20.83 Kg



2"x6" Elongated Round White Grey  
Beige Marble Mix

10.3"x12.5"x3/8" | 26.2x31.8x1 cm  
4.58 lb/pc | 2.08 kg/pc

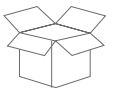
**F** MAMI191 *new*





# Marble

10"x12"x3/8" - 25.5x30.5x1 cm | 10 pcs | 8.37 sq.ft / 0.78 m<sup>2</sup> | 42.89 lb/ 19.45 Kg



2"x6" Picket White Grey Beige Marble Mix

10"x12"x3/8" | 25.5x30.5x1 cm  
4.30 lb/pc | 1.95 kg/pc

F MAMI192 **new**







# Marble

11"x11"x5/16" - 28x28x0.8 cm | 10 pcs | 8.44 ft. / 0.78 m<sup>2</sup> | 40.11 lb / 18.2 Kg



Herringbone Crystal White Marble  
Polished 1"x2"

11"x11"x5/16" | 28x28x0.8 cm  
3.97 lb/pc | 1.80 kg/pc

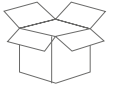
**F** MABL109





# Marble

11.8"x12"x5/16" - 30x30.5x0.8 cm	11 pcs	10.76 sq.ft / 1 m <sup>2</sup>	45.00 lb / 20.4 Kg
11.8"x12"x5/16" - 30x30.5x0.8 cm	11 pcs	10.76 sq.ft / 1 m <sup>2</sup>	57.1 lb / 25.9 Kg
11.8"x11.8"x5/16" - 30x30x0.8 cm	11 pcs	10.76 sq.ft / 1 m <sup>2</sup>	36.37 lb / 16.5 Kg



White Marble Sand Blasted

11.8"x12"x5/16"	30x30.5x0.8 cm
3.97 lb/pc	1.80 kg/pc

**A** PIMI30



White Marble Sand Blasted

11.8"x12"x5/16"	30x30.5x0.8 cm
5.19 lb/pc	2.35 kg/pc

**A** QUMI20



Marble Grey White Sand Blasted  
Honed Mix

11.8"x11.8"x5/16"	30x30x0.8 cm
3.31 lb/pc	1.50 kg/pc

**F** MAGR103

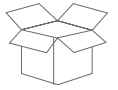




# The White & Grey Marble Classic Series

# Marble

12"x12"x5/16" - 30.5x30.5x0.8 cm	10 pcs	10.01 sq.ft / 0.93 m <sup>2</sup>	37.69 lb / 17.10 Kg
11.8"x11.8"x5/16" - 30x30x0.8 cm	10 pcs	9.69 sq.ft / 0.90 m <sup>2</sup>	42.10 lb / 19.10 Kg



Elongated Hexagon Royal Vein "Leaves"

12"x12"x5/16"	30.5x30.5x0.8 cm
3.75 lb/pc	1.70 kg/pc


**F** MAMI182



2"x4" Brick Royal Vein

11.8"x11.8"x5/16"	30x30x0.8 cm
4.19 lb/pc	1.90 kg/pc

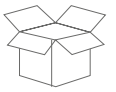
**F** MAMI183





# Marble

12"x12"x5/16" - 30.5x30.5x0.8 cm	10 pcs	10.01 sq.ft / 0.93 m <sup>2</sup>	37.69 lb / 17.10 Kg
11.8"x11.8"x5/16" - 30x30x0.8 cm	10 pcs	10.01 sq.ft / 0.93 m <sup>2</sup>	37.69 lb / 17.10 Kg



Baguette Royal Vein

12"x12"x5/16" | 30.5x30.5x0.8 cm  
3.75 lb/pc | 1.70 kg/pc


**F MAMI185**



Hexagon Royal Vein

11.8"x11.8"x5/16" | 30x30x0.8 cm  
4.19 lb/pc | 1.90 kg/pc

**F MAMI184**

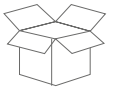






# Marble

11.8"x11.8"x5/16" - 30x30x0.8 cm	11 pcs	10.76 sq.ft / 1.00 m <sup>2</sup>	38.79 lb / 17.60 Kg
16"x6.8"x3/8" - 40.6x17.2x1 cm	8 pcs	6.04 sq.ft / 0.56 m <sup>2</sup>	31.00 lb / 14.00 Kg



Black Grey Mix

11.8"x11.8"x5/16" | 30x30x0.8 cm  
3.52 lb/pc | 1.60 kg/pc

**D** MAGR106



Grey

16"x6.8"x3/8" | 40.6x17.2x1 cm  
3.75 lb/pc | 1.70 kg/pc

**F** MAGR105



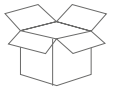
Beige

16"x6.8"x3/8" | 40.6x17.2x1 cm  
3.75 lb/pc | 1.70 kg/pc

**F** MABE123



11.6"x11.6"x3/8" - 29x29x0.9 cm	11 pcs	10.76 sq.ft / 1 m <sup>2</sup>	41.80 lb/ 19 Kg
11"x12"x3/8" - 28x30x0.9 cm	12 pcs	10.84 sq.ft / 1 m <sup>2</sup>	41.80 lb/ 19 Kg



White

11.6"x11.6"	29x29 cm
3.48 lb/pc	1.58 kg/pc

**F** MABL55



White/Grey

11.6"x11.6"	29x29 cm
3.48 lb/pc	1.58 kg/pc

**F** MAMI19



Grey

11.6"x11.6"	29x29 cm
3.48 lb/pc	1.58 kg/pc

**F** MAGR47



Grey / Black / White

11"x12"	28x30 cm
3.48 lb/pc	1.58 kg/pc

**F** MAMI15



**IMPORTANT:** All our products must be protected with an adapted sealer prior to installation.  
**CAUTION:** Finishing products may slightly darken the raw material's color.



# Marble



Forest Brown

12"x12"

4.40 lb/pc

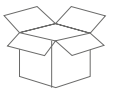
30x30 cm

2.00 kg/pc

E MAMA45



12"x12"x3/8" (2"x2") - 30x30x0.9 cm (4.8x4.8 cm) | 11 pcs | 10.76 sq.ft / 1 m<sup>2</sup> | 48.40 lb/ 22 Kg



Forest Green

12"x12" | 30x30 cm  
4.40 lb/pc | 2.00 kg/pc

**E** **MAVE01**



# Printed Marble

11.9"x11.9"x3/8" - 30.2x30.2x1 cm | 10 pcs | 9.82 sq.ft / 0.91 m<sup>2</sup> | 50.27 lb/ 22.80 Kg



6"x6" Grey Palm Leaf Printed White  
Marble

11.9"x11.9"x3/8" | 30.2x30.2x1 cm  
5.03 lb/pc | 2.28 kg/pc

F MABL118

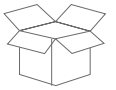
*new*





# Printed Marble

11.9"x11.9"x3/8" - 30.2x30.2x1 cm | 10 pcs | 9.82 sq.ft / 0.91 m<sup>2</sup> | 50.27 lb/ 22.80 Kg



6"x6" Green Palm Leaf Printed Beige  
Marble

11.9"x11.9"x3/8" | 30.2x30.2x1 cm  
5.03 lb/pc | 2.28 kg/pc

F MABE132

**new**







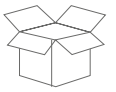
# Other Stone

11.7"x11.7"x5/16" (2"x4")  
29.8x29.8x0.7 cm (5x10 cm)

15 pcs

14.21 sq.ft / 1.32 m<sup>2</sup>

49.26 lb/ 22.35 Kg



Brick Limestone Multi Finish Grey

11.7"x11.7"

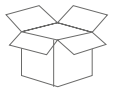
29.8x29.8 cm

3.28 lb/pc

1.49 kg/pc

**F** MAGR108

12.5"x12.5"x5/16" - 31.8x31.8x0.7 cm	15 pcs	16.25 sq.ft / 1.51 m <sup>2</sup>	54.22 lb/ 24.60 Kg
12.4"x9.5"x5/16" - 31.5x24.2x0.7 cm	13 pcs	10.46 sq.ft / 1.00 m <sup>2</sup>	41.66 lb/ 18.90 Kg



Hexagon Limestone Multi Finish Grey

12.5"x12.5"	31.8x31.8 cm
3.61 lb/pc	1.64 kg/pc

**F** MAGR107



3D Diamond Limestone Multi Finish Grey

12.4"x9.5"	31.5x24.2 cm
2.78 lb/pc	1.26 kg/pc

**F** MAGR110



# Other Stone

12"x12"x3/8" (1"x1") - 30x30x0.9 cm (2.5x2.5 cm)

11 pcs

10.76 sq.ft / 1.00 m<sup>2</sup>

42.02 lb/ 19 Kg

4 3/4"x12"x3/8" - 12x30x0.9 cm

17 pcs

16.73 ft / 5.1 ml

27.00 lb/ 12.24 Kg



Black Slate


12"x12"

3.82 lb/pc

30x30 cm

1.73 kg/pc

**A** ARNO01



Rust Slate

12"x12"

3.82 lb/pc

30x30 cm

1.73 kg/pc

**A** ARRO01



Black

4 3/4"x12"

1.60 lb/pc

12x30 cm

0.72 kg/pc

**A** ARNO03



Rust

4 3/4"x12"

1.60 lb/pc

12x30 cm

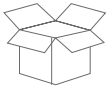
0.72 kg/pc

**A** ARRO03



**WARNING:** This product may contain particles of iron, it must be sealed.

12"x12"x3/8" (3/4" x 1 5/8") - 30x30x0.9 cm (1.9 x 4.1 cm) | 11 pcs | 10.76 sq.ft / 1.00 m<sup>2</sup> | 42.02 lb / 19 Kg



Beige Quartzite

12"x12" | 30x30 cm  
3.82 lb/pc | 1.73 kg/pc

**A** QUBE02



Black Slate

12"x12" | 30x30 cm  
3.82 lb/pc | 1.73 kg/pc

**A** ARNO02



Rust Slate

12"x12" | 30x30 cm  
3.82 lb/pc | 1.73 kg/pc

**A** ARRO02

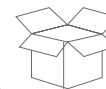


**WARNING:** This product may contain particles of iron, it must be sealed.



# Other Stone

12"x12"x3/8" (2"x2") - 30x30x0.9 cm (4.8x4.8 cm) | 11 pcs | 10.76 sq.ft / 1.00 m<sup>2</sup> | 48.51 lb/ 22 Kg



Silver Grey Quartzite Natural

12"x12"

30x30 cm

4.41 lb/pc

2.00 kg/pc


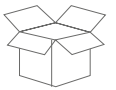
**A** QUGR01



**WARNING:**  
This product may contain particles of iron, it must be sealed.



11.8"x11.8"x3/8" - 30x30x0.9 cm | 11 pcs | 10.76 sq.ft / 1.00 m<sup>2</sup> | 42.00 lb/ 19 Kg



Black Slate 2"x2" Mosaic 11.8"x11.8"

11.8"x11.8"x3/8" | 30x30x0.9 cm  
3.82 lb/pc | 1.73 kg/pc

**A** ECO08



Rust Slate 2"x2" Mosaic 11.8"x11.8"

11.8"x11.8"x3/8" | 30x30x0.9 cm  
3.82 lb/pc | 1.73 kg/pc

**A** ECO09





**batorientus**





# The Metal Art Series

---

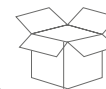
Bati Orient USA is bringing to you a new original way to use metal in mosaic decoration.

With color or relief, metal is not always a “cold” material.

Let your creative minds express themselves.

# Metal

11.4"x12.2"x5/16" - 29x31x0.8 cm | 11 pcs | 10.66 sq.ft / 1.00 m<sup>2</sup> | 21.33 lb/ 9.68 Kg



Hexagon Aluminum Mix Green  
Grey Beige

11.4"x12.2"x5/16" | 29x31x0.8 cm  
1.94 lb/pc | 0.88 kg/pc

 **MEMI64**



Hexagon Aluminum Mix Grey

11.4"x12.2"x5/16" | 29x31x0.8 cm  
1.94 lb/pc | 0.88 kg/pc

 **MEGR01**





# Metal

11.4"x12.2"x5/16" - 29x31x0.8 cm | 11 pcs | 10.76 sq.ft / 1.00 m<sup>2</sup> | 22.04 lb / 10 Kg



Hexagon Mix Metallic Green Rust

11.4"x12.2"	29x31 cm
2.01 lb/pc	0.91 kg/pc


☐ MEMI58





# Metal

11.8x"11.8"x5/16" - 30x30x0.8 cm | 11 pcs | 10.76 sq.ft / 1.00 m<sup>2</sup> | 8.04 lb / 3,65 Kg



2"x2" Blue Aluminum Mix"

11.8x"11.8"x5/16" | 30x30x0.8 cm  
0.66 lb/pc | 0.30 kg/pc

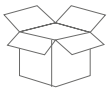
 **MEMI59**






# Metal

11.5"x11.5"x5/16" - 29.2x29.2x0.8 cm | 11 pcs | 10.66 sq.ft / 1.00 m<sup>2</sup> | 23.03 lb/ 10.45 Kg



Black 3D Metal Mix Finish 2"x2"

11.5"x11.5"x5/16" | 29.2x29.2x0.8 cm  
2.09 lb/pc | 0.95 kg/pc

 **MENO09**





# Metal

11.1"x11.6"x5/16" - 28.2x29.5x0.8 cm | 11 pcs | 9.90 sq.ft / 0.92 m<sup>2</sup> | 21.38 lb / 9.70 Kg



Aluminum & Marble Leaves Silver Grey  
Brown Mosaic 11"x12"

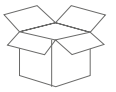
11.1"x11.6"x5/16" | 28.2x29.5x0.8 cm  
1.87 lb/pc | 0.85 kg/pc

**F** MEMI60



# Metal

11.8"x12"x5/16" - 30x30.6x0.8 cm | 11 pcs | 10.87 sq.ft / 1.01 m<sup>2</sup> | 25.02 lb / 22,35 Kg



Aluminum Hexagon Silver Brown

11.8"x12"x5/16" | 30x30.6x0.8 cm  
2.20 lb/pc | 1.00 kg/pc

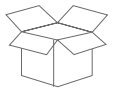
MEMI61





# Metal

11.8"x11.8"x1/8" - 30x30x0.4 cm | 22 pcs | 22.07 sq.ft / 2.05 m<sup>2</sup> | 28.46 lb / 12.91 Kg



Medium hexagon gold aluminum

11.8"x11.8" | 30x30 cm  
1.29 lb/pc | 0.59 kg/pc


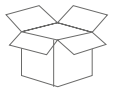
☐ MEOR10





# Metal

11.8"x11.8"x1/8" - 30x30x0.4 cm | 22 pcs | 22.07 sq.ft / 2.05 m<sup>2</sup> | 28.46 lb / 12.91 Kg



Medium hexagon silver aluminum

11.8"x11.8"	30x30 cm
1.29 lb/pc	0.59 kg/pc
☐ MEAR22	

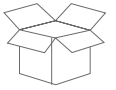






# Metal


11.9"x11.9"x1/8" - 30.5x30.5x0.4 cm | 22 pcs | 22.07 sq.ft / 2.05 m<sup>2</sup> | 28.46 lb / 12.91 Kg



Mini square gold aluminum

11.9"x11.9"	30.5x30.5 cm
1.29 lb/pc	0.59 kg/pc


MEOR11



Mini square silver aluminum

11.9"x11.9"	30.5x30.5 cm
1.29 lb/pc	0.59 kg/pc

MEAR23





# Metal

12"x12"x3/8" (5/8"x5/8") - 30x30x0.9 cm (1.5x1.5 cm)  
 11.8"x11.8"x5/16" (2"x2") - 30x30x0.8 cm (5x5 cm)


11 pcs	10.76 sq.ft / 1.00 m <sup>2</sup>	15.40 lb/ 7 Kg
11 pcs	10.76 sq.ft / 1.00 m <sup>2</sup>	7.27 lb/ 3.30 Kg



Brushed Aluminium Grey

12"x12"	30x30 cm
1.40 lb/pc	0.64 kg/pc

MEMI29



Aluminum Patchwork Design Silver  
Black Mix Matte

11.8"x11.8"	30x30 cm
0.66 lb/pc	0.30 kg/pc

MEMI54

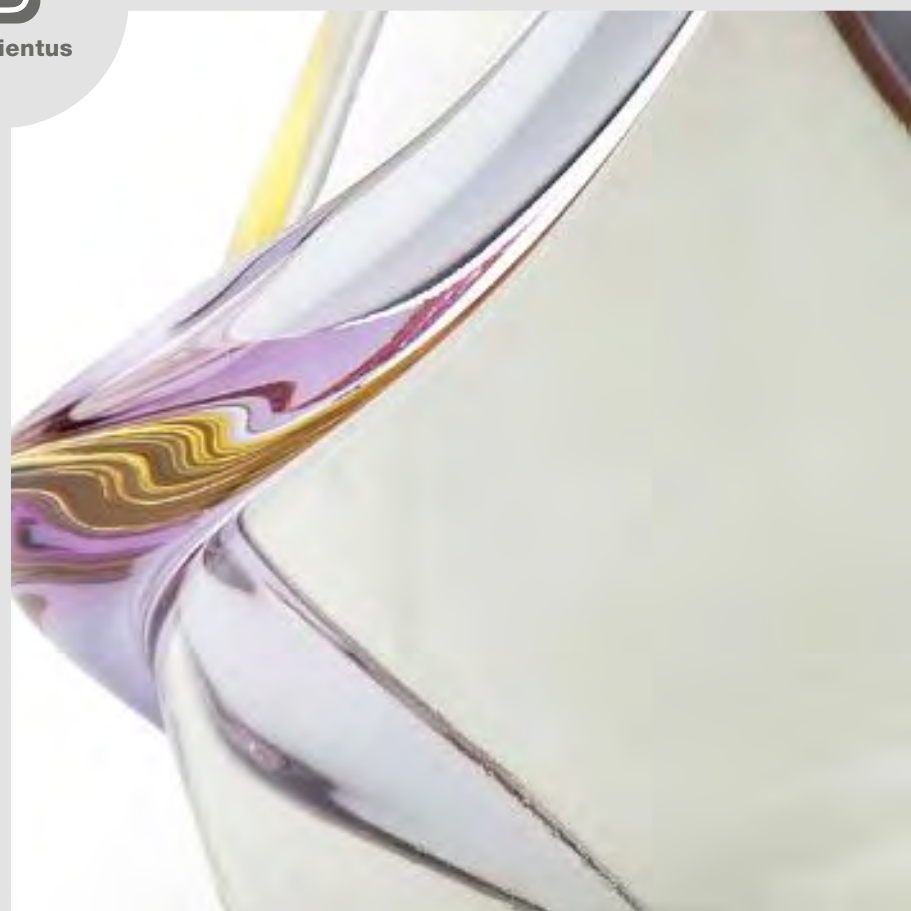


**Warning:** Depending on the angle of incidence of light on brushed stainless steel, it can appear grey, white or dark.

For these articles use non abrasive grout joint.

A large, modern arch bridge with a prominent red arch spans across a wide river. The bridge's structure is a complex lattice of steel trusses. The sky is a mix of blue and orange, suggesting a sunset or sunrise. The city skyline is visible in the distance across the water. The bridge's reflection is clearly visible in the calm water below.

# The Metal Art Series



# The Modern Glass Series

---

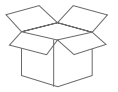
Glass can take all kinds of shapes. With innovative colors, it creates new environments for our homes, living areas and well being.

Colorful, shiny or matte, sometimes translucent, glass mosaics can fit in almost anywhere and bring visual effects that no other material can offer.

**Let your imagination find new roads...**

# Glass

11.4"x11.4"x3/16" - 29x29x0.5 cm	11 pcs	10.76 sq.ft / 1 m <sup>2</sup>	18.43 lb / 8.36 Kg
12"x12"x3/16" - 30.5x30.5x0.5 cm	11 pcs	10.76 sq.ft / 1 m <sup>2</sup>	24.97 lb / 11.33 Kg



Glass Pebble Blue Marble Pattern Mix

11.4"x11.4"x3/16"	29x29x0.5 cm
1.68 lb/pc	0.76 kg/pc

**VEBL55**



Glass Square Blue Marble Pattern Mix

12"x12"x3/16"	30.5x30.5x0.5 cm
2.27 lb/pc	1.03 kg/pc

**VEBL56**

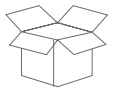






# Glass

11.4"x11.4"x3/16" - 29x29x0.5 cm	11 pcs	10.76 sq.ft / 1 m <sup>2</sup>	18.43 lb / 8.36 Kg
12"x12"x3/16" - 30.5x30.5x0.5 cm	11 pcs	10.76 sq.ft / 1 m <sup>2</sup>	24.97 lb / 11.33 Kg



Glass Pebble Light Grey Marble Pattern  
Mix

11.4"x11.4"x3/16"	29x29x0.5 cm
1.68 lb/pc	0.76 kg/pc

**D** **VEBL57**



Glass Square Light Grey Marble Pattern  
Mix

12"x12"x3/16"	30.5x30.5x0.5 cm
2.27 lb/pc	1.03 kg/pc

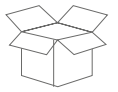
**D** **VEBL58**





# Glass

11.4"x11.4"x3/16" - 29x29x0.5 cm	11 pcs	10.76 sq.ft / 1 m <sup>2</sup>	18.43 lb / 8.36 Kg
12"x12"x3/16" - 30.5x30.5x0.5 cm	11 pcs	10.76 sq.ft / 1 m <sup>2</sup>	24.97 lb / 11.33 Kg



Glass Pebble Grey Mix Marble Pattern  
Mix

11.4"x11.4"x3/16"	29x29x0.5 cm
1.68 lb/pc	0.76 kg/pc


**VEGR53**



Glass Square Grey Mix Marble Pattern  
Mix

12"x12"x3/16"	30.5x30.5x0.5 cm
2.27 lb/pc	1.03 kg/pc

**VEGR54**





# Glass

11.8"11.8"x5/16" - 30x30x0.8 cm | 11 pcs | 10.66 sq.ft / 0.99 m<sup>2</sup> | 38.79 lb / 17.60 Kg



Glass 2"x2" Grey Mix Mosaic 12"x12"

11.8"11.8"x5/16" | 30x30x0.8 cm  
3.53 lb/pc | 1.60 kg/pc

**D** MAMI181



2"x2" Marble & Glass White Mix

11.8"11.8"x5/16" | 30x30x0.8 cm  
3.53 lb/pc | 1.60 kg/pc

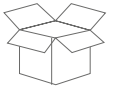
**F** MAMI180





# Glass

11.9"x10.8"x3/8" - 30.2x27.5x0.9 cm | 11 pcs | 6.78 sq.ft / 0.63 m<sup>2</sup> | 26.67 lb / 12,10 Kg



Glass "Tears" White

11.9"x10.8"x3/8" | 30.2x27.5x0.9 cm  
2.42 lb/pc | 1.10 kg/pc

**VEBL64**







batorientus



# The Linear Glass Series

---

Often transparent, amorphous, solid, Glass is everywhere in our daily lives.

It can also take all kinds of shapes and create visual effects for our homes, living areas and well being.

Discover our new glass creative glass mosaics for all types of use.

# Glass

11.8"x11.8"x3/16" - 30x30x0.5 cm | 11 pcs | 10.76 sq.ft / 1.00 m<sup>2</sup> | 26.25 lb/ 11.88 Kg



Linear Dark Grey Glass Brick  
Pattern Mosaic 2"x4"

11.8"x11.8"	30x30 cm
2.39 lb/pc	1.08 kg/pc

VEGR51



Linear Light Grey Glass Brick  
Pattern Mosaic 2"x4"

11.8"x11.8"	30x30 cm
2.39 lb/pc	1.08 kg/pc

VEGR52



# Glass

11.8"x11.8"x3/16" - 30x30x0.5 cm | 11 pcs | 10.76 sq.ft / 1.00 m<sup>2</sup> | 26.25 lb/ 11.88 Kg



Linear Acqua Glass Brick Pattern  
Mosaic 2"x4"

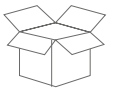
11.8"x11.8"	30x30 cm
2.39 lb/pc	1.08 kg/pc

**D** VEBL51



# Glass

11.8"x11.8"x3/16" - 30x30x0.5 cm | 11 pcs | 10.76 sq.ft / 1.00 m<sup>2</sup> | 27.28 lb/ 12.34 Kg



Beige Green Glass Geometric  
Random Pattern Mosaic 4"x4"

11.8"x11.8"	30x30 cm
2.48 lb/pc	1.12 kg/pc

**D VEMI163**





# Glass

11.8"x11.8"x5/16" - 30x30x0.8 cm | 11 pcs | 10.66 sq.ft / 1.00 m<sup>2</sup> | 39.73 lb/ 18.02 Kg



3"x3" White Glass Mosaic 12"x12"

11.8"x11.8"x5/16" | 30x30x0.8 cm  
3.62 lb/pc | 1.64 kg/pc

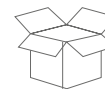
**VEBL63**

**new**



# Glass

11.8"x11.8"x5/16" - 30x30x0.8 cm | 11 pcs | 10.76 sq.ft / 1.00 m<sup>2</sup> | 40.31 lb/ 18.29 Kg



Glass Pool Striped Aquamarine  
Mosaic 3"x3"

11.8"x11.8"	30x30 cm
3.60 lb/pc	1.64 kg/pc

**D** VEVE44

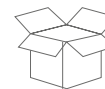


All these mosaic can be used as a border.  
Simply cut the sheet to the desire width.



# Glass

11.8"x11.8"x5/16" - 30x30x0.8 cm | 11 pcs | 10.76 sq.ft / 1.00 m<sup>2</sup> | 40.31 lb/ 18.29 Kg



Glass Pool Striped Light Blue  
Mosaic 3"x3"

11.8"x11.8" | 30x30 cm  
3.60 lb/pc | 1.64 kg/pc

**D** VEBL49



All these mosaic can be used as a border.  
Simply cut the sheet to the desire width.



# Glass

11.8"x11.8"x5/16" - 30x30x0.8 cm | 11 pcs | 10.76 sq.ft / 1.00 m<sup>2</sup> | 40.31 lb/ 18.29 Kg



Glass Pool Striped Cobalt Blue  
Mosaic 3"x3"

11.8"x11.8"	30x30 cm
3.60 lb/pc	1.64 kg/pc

**VEBL50**



All these mosaic can be used as a border.  
Simply cut the sheet to the desire width.





# Glass

11.8"x11.8"x5/16" - 29.8x29.8x0.8 cm

11 pcs

10.76 sq.ft / 1.00 m<sup>2</sup>

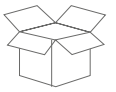
36.85 lb/ 16.72 Kg

12"x12"x5/16" - 30.5x30.5x0.8 cm

11 pcs

10.76 sq.ft / 1.00 m<sup>2</sup>

39.67 lb/ 18.00 Kg



Onyx Pattern Grey 2"x4" Glass Mosaic

11.8"x11.8"  
3.35 lb/pc

29.8x29.8 cm  
1.52 kg/pc

**D** **VEGR50**



Onyx Pattern Blue 2"x4" Glass Mosaic

11.8"x11.8"  
3.35 lb/pc

29.8x29.8 cm  
1.52 kg/pc

**D** **VEBL48**



Onyx Pattern Grey Green 2"x4" Glass Mosaic

11.8"x11.8"  
3.35 lb/pc

29.8x29.8 cm  
1.52 kg/pc

**D** **VEVE43**



Glass Linear Black Gry Mix Brick Glossy

12"x12"  
3.61 lb/pc

30.5x30.5 cm  
1.64 kg/pc

**D** **VENO35**


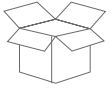


All these mosaic can be used as a border.

Simply cut the sheet to the desire width.

11.8"x11.8"x5/16" (2"x2") - 30x30x0.8 cm (5x5 cm)  
 11.8"x11.8"x5/16" (1"x1") - 30x30x0.8 cm (2.5x2.5 cm)  
 11.6"x11.6"x5/16" (7/8"x7/8") - 29.5x29.5x0.8 cm (2.3x2.3 cm)

11 pcs	10.76 sq.ft / 1.00 m <sup>2</sup>	38.79 lb/ 17.60 Kg
11 pcs	10.76 sq.ft / 1.00 m <sup>2</sup>	36.37 lb/ 16.50 Kg
11 pcs	10.76 sq.ft / 1.00 m <sup>2</sup>	36.38 lb/ 16.50 Kg



Glass Patchwork Glossy Matte  
White/Grey Mix

11.8"x11.8"	30x30 cm
3.53 lb/pc	1.60 kg/pc

**D VEMI156**



Glass Classic Decor Blue Glossy

11.8"x11.8"	30x30 cm
3.31 lb/pc	1.50 kg/pc


**D VEBL46**



Glass Classic Decor Grey Black  
Glossy

11.8"x11.8"	30x30 cm
3.31 lb/pc	1.50 kg/pc

**D VEGR48**



Glossy Red

11.6"x11.6"	29.5x29.5 cm
3.31 lb/pc	1.50 kg/pc

**D VERO33**



All these  
mosaic can  
be used as a  
border.  
Simply cut the  
sheet to the  
desire width.




# Glass

12"x12"x5/16" (1/2"x1/2")  
30x30x0.8 cm (1.2x1.2 cm)

11 pcs

10.76 sq.ft / 1.00 m<sup>2</sup>


24.24 lb / 11 Kg



Mix Matte & Glossy White

12"x12" | 30x30 cm  
2.20 lb/pc | 1.00 kg/pc

**VEBL12**



Mix Matte & Glossy Black

12"x12" | 30x30 cm  
2.20 lb/pc | 1.00 kg/pc

**VENO04**



# Glass

11.8"x11.8"x5/16" (2"x2") - 30x30x0.8 cm (5x5 cm)

11 pcs

10.76 sq.ft / 1.00 m<sup>2</sup>

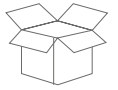
39.62 lb/ 17.93 Kg

11.8"x11.8"x5/16" - 30x30x0.8 cm

11 pcs

10.76 sq.ft / 1.00 m<sup>2</sup>

36.70 lb/ 16.61 Kg



Glass Stripe Effect Polished 2'x2' Grey Mix

11.8"x11.8"x5/16"  
3.60 lb/pc

30x30x0.8 cm  
1.63 kg/pc

ECO21



Baguette Glass Polished Grey Brown Mix

11.8"x11.8"x5/16"  
3.34 lb/pc

30x30x0.8 cm  
1.51 kg/pc

ECO23





# Glass

11.8"x11.8"x5/16" (1"x1") - 30x30x0.8 cm (2.5x2.5 cm)

11 pcs

10.76 sq.ft / 1.00 m<sup>2</sup>

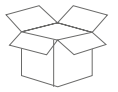
35.74 lb/ 16.17 Kg

11.8"x11.8"x5/16" - 30x30x0.8 cm

11 pcs

10.76 sq.ft / 1.00 m<sup>2</sup>

36.95 lb/ 16.62 Kg



Glass Polished Grey Mix 1"x1" .8"

11.8"x11.8"x5/16"	30x30x0.8 cm
3.25 lb/pc	1.47 kg/pc

ECO24



Baguette Glass Polished Grey Mix

11.8"x11.8"x5/16"	30x30x0.8 cm
3.36 lb/pc	1.52 kg/pc

ECO25







Glass Brick Glossy Silver

11.8"x11.8"x5/16"	30x30x0.8 cm
3.31 lb/pc	1.50 kg/pc

**D VEMI155**

 11 pcs	10.76 sq.ft / 1 m <sup>2</sup>	36.37 lb / 16.50 Kg
--	--------------------------------	---------------------



Glass Brick Glossy Silver

11.8"x11.8"x5/16"	30x30x0.8 cm
3.38 lb/pc	1.53 kg/pc

**D ECO27**

 11 pcs	10.76 sq.ft / 1 m <sup>2</sup>	37.19 lb / 16.83 Kg
--	--------------------------------	---------------------



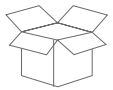
All these mosaic can be used as a border.  
Simply cut the sheet to the desire width.





# Glass

11.8"x11.8"x3/8" - 30x30x0.9 cm	11 pcs	10.76 sq.ft / 1.00 m <sup>2</sup>	41.90 lb/ 19.00 Kg
12.2"x12.4"x5/16" - 31x31.5x0.8 cm	11 pcs	10.76 sq.ft / 1.00 m <sup>2</sup>	41.90 lb/ 19.00 Kg



White Glass Polished/Chrome

11.8"x11.8"x3/8"	30x30x0.9 cm
3.81 lb/pc	1.73 kg/pc

**C** VEMI120




All these mosaic can be used as a border. Simply cut the sheet to the desire width.



Quartzite Beige/Grey-Beige-Brown Glossy Glass

12.2"x12.4"	31x31.5 cm
3.81 lb/pc	1.73 kg/pc

**A** QUMI18

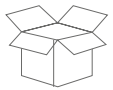


Black Broken Edges Glossy Glass

11.8"x11.8"	30x30 cm
3.81 lb/pc	1.73 kg/pc

**D** VENO12

11.8"x12.6"x5/16" - 30x32x0.8 cm	11 pcs	11.41 sq.ft / 1.06 m <sup>2</sup>	38.79 lb/ 17.6 Kg
11.8"x11.7"x5/16" - 30x29.7x0.8 cm	11 pcs	10.76 sq.ft / 1.00 m <sup>2</sup>	39.67 lb/ 18.00 Kg



Faux Relief Glass Light Grey  
Natural Rectangles

11.8"x12.6"	30x32 cm
3.52 lb/pc	1.60 kg/pc

**D** **VEGR41**



Glass Baguette Blue Mix Matte

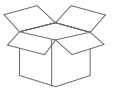
11.8"x11.7"	30x29.7 cm
3.61 lb/pc	1.64 kg/pc

**D** **VEBL45**



# Recycled Glass

10.3"x11.7"x8/32" - 26.2x29.8x0.6 cm | 11 pcs | 10.76 sq.ft / 1.00 m<sup>2</sup> | 26.43 lb/ 11.99 Kg



Fabric Print Brick Grey Blue Matte

10.3"x11.7" | 26.2x29.8 cm  
2.40 lb/pc | 1.09 kg/pc

VEMI151

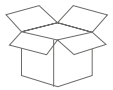


Fabric Print Brick Grey Matte

10.3"x11.7" | 26.2x29.8 cm  
2.40 lb/pc | 1.09 kg/pc

VEMI152

11.7"x11.7"x8/32" - 29.7x29.7x0.6 cm	13 pcs	12.36 sq.ft / 1.15 m <sup>2</sup>	34.26 lb/ 15.50 Kg
11"x11.1"x8/32" - 27.9x28.2x0.6 cm	13 pcs	10.76 sq.ft / 1.00 m <sup>2</sup>	30.72 lb/ 13.90 Kg



Stacked Square Wood Look Beige  
Brown Blue Matte

11.7"x11.7"	29.7x29.7 cm
2.40 lb/pc	1.09 kg/pc

**D VEMI77**



Stacked Square Wood Look Beige  
Brown Matte

11.7"x11.7"	29.7x29.7 cm
2.40 lb/pc	1.09 kg/pc

**D VEMI78**



Herringbone Wood Look Beige  
Brown Blue Matte

11"x11.1"	27.9x28.2 cm
2.20 lb/pc	1.00 kg/pc

**D VEMI145**



Herringbone Wood Look Beige  
Brown Matte

11"x11.1"	27.9x28.2 cm
2.20 lb/pc	1.00 kg/pc

**D VEMI143**



# Recycled Glass

11.8"x11.8"x1/4" - 30x30x0.6 cm | 11 pcs | 10.76 sq.ft / 1.00 m<sup>2</sup> | 28.00 lb/ 12.7 Kg



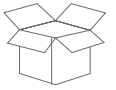
Wood Look Grey Matte Glossy

11.8"x11.8" | 30x30 cm  
2.45 lb/pc | 1.11 kg/pc

**D VEMI131**



11.8"x11.8"x1/4" - 30x30x0.6 cm | 11 pcs | 10.76 sq.ft / 1.00 m<sup>2</sup> | 31.5 lb/ 14.3 Kg



Wood Look Squares Beige Mix

11.8"x11.8" | 30x30 cm  
2.87 lb/pc | 1.30 kg/pc

 **VEMI134**



Wood Look Squares Black Grey Mix

11.8"x11.8" | 30x30 cm  
2.87 lb/pc | 1.30 kg/pc

 **VEMI136**




Wood Look Squares Grey Mix

11.8"x11.8" | 30x30 cm  
2.87 lb/pc | 1.30 kg/pc

 **VEMI137**

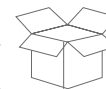


All these mosaic can be used as a border.  
Simply cut the sheet to the desire width.



# Wood

13"x14.4"x3/8" - 32x36x1 cm	10 pcs	11.19 sq.ft / 1.04 m <sup>2</sup>	15.43 lb/ 7 Kg
21"x8"x3/8" - 52x20x1 cm	10 pcs	11.19 sq.ft / 1.04 m <sup>2</sup>	15.43 lb/ 7 Kg



Natural Wood

13"x14.4"	32x36 cm
1.54 lb/pc	0.70 kg/pc

**BOMA01**



Washed Wood

13"x14.4"	32x36 cm
1.54 lb/pc	0.70 kg/pc

**BOMI01**



Natural Wood

21"x8"	52x20 cm
1.54 lb/pc	0.70 kg/pc

**BOMA04**



Washed Wood

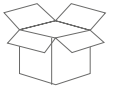
21"x8"	52x20 cm
1.54 lb/pc	0.70 kg/pc

**BOMI04**



Wall decoration only. To be placed in the room 72 hours before installation.  
Can be painted, stained or varnished before sealing.  
Not suitable for surfaces subject to water projections or wet areas.  
Thickness 5/16".

11.8"x11.8"x1/4" - 30x30x0.6 cm | 11 pcs | 10.76 sq.ft / 1.00 m<sup>2</sup> | 31.5 lb/ 14.3 Kg



Catalpa Wood / Gold Aluminum

11.8"x11.8"	30x30 cm
1.21 lb/pc	0.55 kg/pc

**MEMI51**



Catalpa Wood / Gold Aluminum

11.8"x11.8"	30x30 cm
1.21 lb/pc	0.55 kg/pc

**MEMI52**



Wall decoration only. To be placed in the room 72 hours before installation.

Can be painted, stained or varnished before sealing.

Not suitable for surfaces subject to water projections or wet areas.

Thickness 5/16".



# TABLE OF CONTENTS





Floor  
page 374



# Floors - Walls



Wall  
Cladding  
page 378





[batorientus](#)



Opus

# The Opus Floor Series

---

# Floor

11"x19.5"x3/8" - 28x49.5x1 cm | 10 pcs | 15.00 sq.ft / 1.40 m<sup>2</sup> | 52.9 lb/ 24.00 Kg



Opus White Marble Meshed  
Mounted Mosaic

11"x19.5"x3/8" | 28x49.5x1 cm  
5.29 lb/pc | 2.40 kg/pc

**F** MABL105

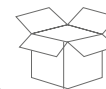






# Floor

11"x19.5"x3/8" - 28x49.5x1 cm | 10 pcs | 15.00 sq.ft / 1.40 m<sup>2</sup> | 52.9 lb/ 24.00 Kg



Opus Light Grey Marble Meshed Mounted Mosaic

11"x19.5"x3/8" | 28x49.5x1 cm  
5.29 lb/pc | 2.40 kg/pc

**F** MAGR113






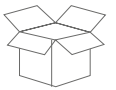
# Wall Cladding

4"x14"x3/8" - 10x35x1 cm  
sold by the box as one set

12 pcs

4.52 sq.ft / 0.42 m<sup>2</sup>

24.25 lb/ 11 Kg



Beige Grey Quartzite Wall Cladding

4"x14"

10x35 cm

2.00 lb/pc

0.92 kg/pc

**A QUBE23**



Slate Black

4"x14"

10x35 cm

2.00 lb/pc

0.92 kg/pc

**A ARNO20**



Slate Rust

4"x14"

10x35 cm

2.00 lb/pc

0.92 kg/pc

**A ARRO19**

6"x12"x1/2" - 15x30x1.2 cm  
 12"x12"x3/8" - 30x30x0.9 cm  
 0.8"x12"x3/4" - 2x30x1.8 cm

11 pcs	5.38 sq.ft / 0.50 m <sup>2</sup>	26.51 lb/ 12 Kg
11 pcs	10.76 sq.ft / 1.00 m <sup>2</sup>	48.49 lb/ 22 Kg
Sold by the piece		



Wall Slate Baguette Squares

12"x12" | 30x30 cm  
 4.41 lb/pc | 2.00 kg/pc


**A** ARNO22



Detail / Détail



Effect on sliced  
 slate wall when  
 dry or wet, or  
 sealed.



Wall Slate

6"x12" | 15x30 cm  
 2.42 lb/pc | 1.09 kg/pc


**A** ARNO14



Black Marble Honed Rope

0.8"x12"x3/4" | 2x30x1.8 cm  
 0.6 lb/pc | 0.26 kg/pc

**F** MANO62



Detail / Détail



Please note that MANO62  
 are sold by the single  
 pencil piece.

Please note that  
 each piece varies  
 in height giving a  
 depth effect.



# Wall Cladding



White Mix Marble Interlocking

6"x12"x3/8" | 15x30x1 cm  
2.42 lb/pc | 1.10 kg/pc

**F** MABL104

 11 pcs | 5.38 sq.ft / 0.5 m<sup>2</sup> | 28.65 lb/ 13.00 Kg



Brown Beige Mix Marble Interlocking

6"x12"x3/8" | 15x30x1 cm  
2.42 lb/pc | 1.10 kg/pc

**F** MACA05

 11 pcs | 5.38 sq.ft / 0.5 m<sup>2</sup> | 28.65 lb/ 13.00 Kg





# TABLE OF CONTENTS








Square  
page 390




# Cement Tiles



Hexagon  
page 422



Trim  
page 430



# The Cement Series





## HISTORY

The production process of this product started in England in the beginning of the 19th century, but the greatest development of this tile in volume occurred in Belgium.

The first cement tiles appeared in France in the middle of the 19th century (Ardeche region) near one of the first concrete factories of the country. These tiles, initially produced in plain white and grey, grew in popularity in the "Art-Deco" period.

The production grew more specifically in the Provence region. When used on floors, the craftsmanship production of these concrete tiles gives a mosaic decorative effect. The technical and aesthetical features of these tiles are particularly appreciated by architects and designers.

Thanks to their hand made manufacturing with quality concrete, color pigments, pure silicate sand and white marble powder, these through body colored tiles can resist wear and tear through time.

The visible side of the tile is flat, the edges are straight and its feel is soft and gentle. Over floor and walls, these tiles are easy to install and maintain. Their shapes and colors are not altered by heat as those tiles are not going through a kiln or any type of firing process. Unlike standard ceramic tiles (fired products), the patina created through time enriches and gives character to these timeless decorative pieces.

Vietnam is today a leading producer of these tiles.

## OUR COLLECTION


Our collection of unicolor, decorated, hexagon or square tiles is the perfect link between present and tradition. These contemporary tones and patterns together with their matte and soft looks will enhance and personalize your interior, whether it is contemporary or traditional. We would like to share with you the love of the unique and unequalled feel of these crafted cement tiles. Their natural qualities, longevity and strength, will fulfill your expectations.

As each item is hand made, the variation of shades, the cracks or small chips reveal all the beauty of this exceptional material. The high quality manufacturing of these tiles carefully follow a process that has been created in the middle of the 19th century. These versatile tiles are still installed on floors of public areas, private housing or commercial areas.

Made from pressing material and not heat or fire, the only

change in today's manufacturing process is that the presses used today are hydraulic and not manual anymore. We are providing a product with legitimate quality from manufacturing to delivery, quality control and compliance with strict norms and industry regulations.

Our cement tiles can be installed in any room of the house, on interior walls or floors and in some commercial applications. The pre-treatment process made during the production reduces the porosity of the product and eases its installation. Patina will build up on your cement tile over time (stains, various products applied...). This is a characteristic of this product. In order to limit these inevitable effects, the treatment method explained on **page 441** of this catalogue must be followed (also included in each box).



## TECHNIQUE

Cement or « concrete » tiles are hand crafted wall and floor tiles created by applying pressure on a concrete slip mix and without any firing process. They are made of a succession of layers of fine mortars of Portland cement, i.e. mixes of sand, cement (on the underside of the tile) and, for decoration purposes (on the visible face of the tile), metal oxides.

After a chemical reaction due to hydration, the cement becomes very strong and hard. The mold used consists of a rectified steel frame and plate that shapes the tile. Using a sort of spoon or funnel, we pour a fine mortar a few millimeters thick on the bottom steel plate that has been greased first.

Consisting of white cement and white marble powder colored with metal oxides, this paste is liquid to avoid bubbles and other defects. For the decorative pieces, we place a metal divider in the mold, which separates the area in as many different compartments as there are patterns and colors to pour. This divider is handmade by welding pewter pieces together.

Once all the colors have been poured, the divider is gently

removed. We then sprinkle this first layer with a mixture of dry cement and thin filtered sand to solidify the material, and it will become the wearing layer of the tile.

Then comes the structural layer, made by sprinkling rougher and lightly watered grey cement and sand mortar mix. The pad (upper plate) is positioned on top of the mold and the whole unit is placed under a hydraulic press.

Compression in excess of 100 bars evacuates water from the decorative layer and migrates to the structural layer. The unmolding is very delicate because at this stage, the cement is not dry yet. It is fragile and malleable.

The complete process requires no less than about twenty different manual and technical operations. The tiles are then placed on their side to rest in racks for a few hours before undergoing soaking. It is at that time that the cement is getting hydrated. The trays are then drained from their water, and the tiles are laid to dry for a minimum of 1 month before being packed in ventilated boxes.

### NF EN 13748-1 from august 2004 – appendix ZA. 1 Marble mosaic tiles:

Fire resistance: class A1

Flexural strength: 5 MPa (plain) 5,5 MPa (decors)

Breaking strength: 0,6 kn (plain) 0,7 kn (decors)

Antislip properties: USRV: 21 (plain) 28 (decors)

Water absorption W<sub>m,a</sub>: 0,15 % W<sub>24 h</sub>: 12 g/cm<sup>2</sup>

### Test results as per the norm TCVN 6065 and 6355:

Surface: 1% - thickness: 3%

Wearing layer of the tile (abrasion thickness): 3mm

Flatness: zero convexity observed on 20 x 20 cm – 16 mm tiles

### C.O.F. Test results as per ASTM:

C1028-07:

Dry: 0.77

Wet: 0.70

### D.C.O.F. Test results as per ASTM:

Average: 0.66 to 0.68

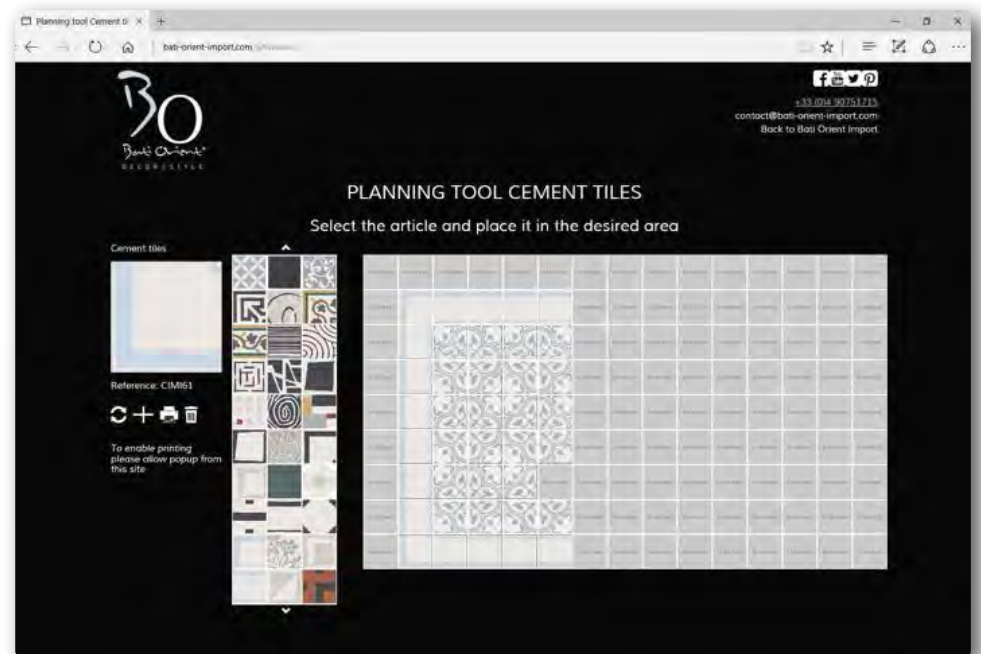
# Planning Tool



For easy designs creation, use the Cement Tiles Planning Tool on our website:

[www.bati-orient-import.com](http://www.bati-orient-import.com)

Check online for our installation video.









# Square

8" x 8" x 5/8"  
20x20x1.6 cm

12 pcs	5.16 sq.ft	36.38 lbs/box
12 pcs	0.48 m <sup>2</sup>	16.5 Kg/Bo.



CIMI68



CIMI82



CIGR02



# Square

8" x 8" x 5/8"  
20x20x1.6 cm


12 pcs	5.16 sq.ft	36.38 lbs/box
12 pcs	0.48 m <sup>2</sup>	16.5 Kg/Bo.



CIMI08



CIMI09



CIBL02




CIGR02

# Square

8" x 8" x 5/8"  
20x20x1.6 cm

12 pcs | 5.16 sq.ft | 36.38 lbs/box

12 pcs | 0.48 m<sup>2</sup> | 16.5 Kg/Bo.



CIMI73



CIGR01



CIMI83









Square


8" x 8" x 5/8"  
20x20x1.6 cm

12 pcs | 5.16 sq.ft | 36.38 lbs/box

12 pcs | 0.48 m<sup>2</sup> | 16.5 Kg/Bo.



CIMI21



CINO01



CIGR01

# Square

8" x 8" x 5/8"  
20x20x1.6 cm

12 pcs	5.16 sq.ft	36.38 lbs/box
12 pcs	0.48 m <sup>2</sup>	16.5 Kg/Bo.



CIM174



CIM167





# Square

8" x 8" x 5/8"  
20x20x1.6 cm

12 pcs | 5.16 sq.ft | 36.38 lbs/box

12 pcs | 0.48 m<sup>2</sup> | 16.5 Kg/Bo.



CIMI47





# Square

8" x 8" x 5/8"  
20x20x1.6 cm

12 pcs	5.16 sq.ft	36.38 lbs/box
12 pcs	0.48 m <sup>2</sup>	16.5 Kg/Bo.



CIMI61



CIMI62

CIBL02



CIMI59



CIMI59

CIMI60

CIMI60

CIBL02






# Square

8" x 8" x 5/8"  
20x20x1.6 cm

12 pcs	5.16 sq.ft	36.38 lbs/box
--------	------------	---------------


12 pcs	0.48 m <sup>2</sup>	16.5 Kg/Bo.
--------	---------------------	-------------



CINO01



CIMI01



CIBL02



CIMI02



CIGR01

# Square

8" x 8" x 5/8"  
20x20x1.6 cm

12 pcs | 5.16 sq.ft | 36.38 lbs/box

12 pcs | 0.48 m<sup>2</sup> | 16.5 Kg/Bo.



CIMI13




CIMI13

CIMI14

CIMI14

CIBL02



CINO01





# Square

8" x 8" x 5/8"  
20x20x1.6 cm


12 pcs	5.16 sq.ft	36.38 lbs/box
12 pcs	0.48 m <sup>2</sup>	16.5 Kg/Bo.



CIMI34



CIMI33






# Square


8" x 8" x 5/8"  
20x20x1.6 cm

12 pcs | 5.16 sq.ft | 36.38 lbs/box

12 pcs | 0.48 m<sup>2</sup> | 16.5 Kg/Bo.



CIMI28



CINO01







LOST FISH

ASSOLINE

K



NEW URBAN HOUSING  
HILARY FRENCH




Square

8" x 8" x 5/8"  
20x20x1.6 cm

12 pcs	5.16 sq.ft	36.38 lbs/box
12 pcs	0.48 m <sup>2</sup>	16.5 Kg/Bo.



CIMI04



CINO01





# Square

8" x 8" x 5/8"  
20x20x1.6 cm


12 pcs	5.16 sq.ft	36.38 lbs/box
12 pcs	0.48 m <sup>2</sup>	16.5 Kg/Bo.



CIMI03



CITA01



CIBL02

# Square

8" x 8" x 5/8"  
20x20x1.6 cm

12 pcs	5.16 sq.ft	36.38 lbs/box
12 pcs	0.48 m <sup>2</sup>	16.5 Kg/Bo.



CIMI20



CIMI18



CIGR02



CIBL02







# Square


8" x 8" x 5/8"  
20x20x1.6 cm

12 pcs	5.16 sq.ft	36.38 lbs/box
--------	------------	---------------

12 pcs	0.48 m <sup>2</sup>	16.5 Kg/Bo.
--------	---------------------	-------------



CIMI06



CIBL02



CIMI05



CIBL01

# Square

8" x 8" x 5/8"  
20x20x1.6 cm

12 pcs | 5.16 sq.ft | 36.38 lbs/box


12 pcs | 0.48 m<sup>2</sup> | 16.5 Kg/Bo.



CIMI106



CIMI64



CIMI43



CIMI51

CIMI31




CIMI32



CIVE01




CIMI37




CIRO01


CIIA01



CIMI31




CIMI79



CIBE01



CIBL06








# Hexagon

8" x 9" x 5/8"  
20x23x1.6 cm

12 pcs	4.47 sq.ft	33.07 lbs/box
12 pcs	0.41 m <sup>2</sup>	15 Kg/Bo.



CIMI45



CINO02



CIMI46



CIGR04




CIBL03

# Hexagon

8" x 9" x 5/8"  
20x23x1.6 cm

12 pcs	4.47 sq.ft	33.07 lbs/box
--------	------------	---------------

12 pcs	0.41 m <sup>2</sup>	15 Kg/Bo.
--------	---------------------	-----------




CINO02



CIBL03



CIGR04



НАСТРОЕНИЕ  
JAZZ LOUNGE JOY  
ENJOY ODESSA СОЛНЦЕ  
ДРУЗЬЯ И МОРЕ M GOOD FOOD





# Hexagon

8" x 9" x 5/8"  
20x23x1.6 cm


12 pcs	4.47 sq.ft	33.07 lbs/box
12 pcs	0.41 m <sup>2</sup>	15 Kg/Bo.




CIBL03



CIMI23



CIMI22



# Hexagon

8" x 9" x 5/8"  
20x23x1.6 cm

12 pcs	4.47 sq.ft	33.07 lbs/box
12 pcs	0.41 m <sup>2</sup>	15 Kg/Bo.



CIBL03



CIGR03



CIMI48

# Trim

4" x 8" x 5/8"  
10x20x1.6 cm

8 pcs	5.25 lin.ft	11.46 lbs/box
-------	-------------	---------------

8 pcs	1.60 ml	5.2 Kg/Bo.
-------	---------	------------



CIBL04



CITA02



CIVE02



CIBL05



CIGR06



CIJA02



CINO03




CIGR05



CIRO02



CIBE02



CIBL07









## The Range

# Square


8" x 8" x 5/8"  
20x20x1.6 cm



12 pcs	5.16 sq.ft	36.38 lbs/box
12 pcs	0.48 m <sup>2</sup>	16.5 Kg/Bo.




CIMI08



CIMI18



CIMI51




CIMI43




CIMI03



CIMI09



CIMI20




CIMI13



CIMI14



CIMI01




CIMI05




CIMI06



CIMI83




CIMI21




CIMI02




CIMI106




CIMI68



CIMI82



CIMI04



CIMI64



CIMI59



CIMI60




CIMI34




CIMI33




CIMI61



CIMI62



CIMI28



CIMI47




CIMI67



CIMI74




CIMI73



CIMI79



CIMI31




CIMI32



CIMI37


# Square

8" x 8" x 5/8"   
20x20x1.6 cm


12 pcs	5.16 sq.ft	36.38 lbs/box
12 pcs	0.48 m <sup>2</sup>	16.5 Kg/Bo.



# Trim

4" x 8" x 5/8"   
10x20x1.6 cm

8 pcs	5.25 lin.ft	11.46 lbs/box
8 pcs	1.60 ml	5.2 Kg/Bo.



CINO01




CITA01




CIBE01



CIGR01



CIJA01



CIRO01



CINO03



CITA02



CIBE02



CIGR05



CIJA02



CIRO02




CIBL02




CIGR02



CIBL01



CIBL06



CIVE01



CIBL05



CIGR06



CIBL04



CIBL07



CIVE02

# Hexagon


8" x 9" x 5/8"

G

20x23x1.6 cm

12 pcs | 4.47 sq.ft | 33.07 lbs/box

12 pcs | 0.41 m<sup>2</sup> | 15 Kg/Bo.




CINO02




CIBL03



CIGR04




CIGR03



CIMI22



CIMI23



CIMI45



CIMI46



CIMI48

# Installation tips & treatment method for cement tiles.

These instructions are provided as a helpful guide to installing your tile or mosaics. Bati Orient USA will not be held responsible for improper installation or specific jobsite conditions. Please consult with a professional contractor and/or installer who is familiar with the installation of such product.

The installation of our cement tiles must be made by a professional installer and according to the present industry rules. Our cement tiles are hand made, unique and perfectly calibrated. The thickness tolerance of our tiles can vary from 1/64" to 3/64" (0.5 to 1 mm). Even though these tiles are produced with extreme care, they may have micro cracks, shade and color variations or mottling. These are natural occurrences that do happen on cement tiles and they do not have any impact on the durability of the product.

To limit the risk of breakage when taking the cement tiles out of their boxes, please pull them out 2 at a time.

The use of epoxy is NOT recommended for the installation of Cement Tiles. Please use white or very light grey grout joint material. These tiles should be installed with a very narrow joint space.

Please refer to our online video for more installation recommendations.

## **INSPECTION & PRECAUTION:**

Inspect your order carefully. Bati Orient USA will not be responsible for material that has been cut or installed. Be careful not to damage the finished surface or corners of the tiles throughout the installation and handling of the tile. Store the material in a dry area and do not get the boxes of material wet.

## **CLEANING BEFORE INSTALLATION:**

Keep the tiles dry. Moisture or dampness can cause the tiles to get stained, have faded color, or efflorescence causing a white powdery effect on the surface of the tile from moisture coming through from the bottom of the tile. Cement tiles are subject to color and tonal variations and may require mixing of tiles.

Cement tiles are a cement-based hand naturally crafted product and may have residue on the surface. These residues will be removed during the initial cleaning of the tiles, before grouting. It

is also recommended to wipe the back of the tiles with a damp sponge prior to placing in the thin set to remove concrete dust residue and enable proper adhesion.

## **INSTALLATION:**

A cement thin set mortar mix evenly spread over the floor bed will be the perfect base to level the products by applying good hand pressure on each tile. Humidity darkens the product colors but the product will regain its original colors when completely dry.

The choice of glue must be made according to the type of substrate and space area constraints. The « double buttering » (glue on the back of the tile prior to installation) eases the leveling of the tile by applying hand pressure to the tiles. Do not hit or tap the tiles with a mallet. This installation method reduces the drying lead time of the tiles and allows faster application of the treatment product.

Install over flat, level and stable cured concrete surface or suitable stable sub-floor (such as Hardibacker or Duroc) or wall surface. Wall installation on drywall is acceptable when installed with appropriate non- sag setting materials. It is recommended to shuffle tile from different boxes during installation to achieve a uniform effect.

Use a high quality thin-set adhesive, such as a Laticrete or Mapei or similar product. Contact adhesive manufacturer to recommend the appropriate adhesive. Follow adhesive manufacturer's instructions. Cement Tiles are not intended for installation methods employing large quantities of water. Do not install during excessively hot weather or full direct sun.

Make sure that adhesive is applied to the full back of each tile (100% coverage) using a large notch trowel (At least 1/2" notched trowel). Remove excess adhesive from the surface with a damp cloth or sponge while it is fresh. Tiles should be cut using a sharp diamond blade in conjunction with water to avoid chipping of edges.

**PRE-SEALING** (refer also to advice sheet PMT07 – Treatment "C"): We highly recommend pre-sealing your tiles prior to applying grout joint material.

Even though our tiles are pre-sealed, once installed and after a





Check out our installation video

first cleaning (before joint grouting), the tiles must undergo a first full sealing treatment. This treatment will ease the cleaning of the joints and will prepare the tiles for the final sealing process.

Apply sealer in thin layers, until the tiles will not soak up any more. Wipe excess sealer off before it dries, and allow the sealer to cure according to the manufacturer's instructions. Do not use any acids or alkalines to clean tiles. Use a PH neutral cleaner.

#### **GROUT JOINT APPLICATION:**

Please allow at least 48 hours after tiles are laid before grouting of joints.

Only use a fine hydrophobic joint grout white or light grey to grout the joints. We strongly advise to use a grout joint kit. Dark grouts on cement tiles can be very difficult to remove after installation.

Use Laticrete, Mapei or equivalent unsanded grout, using manufacturer's instructions. Recommended grout joint is tight, 3/64" to 5/64". Joints should be full and free of all voids and pits. Grout should be applied in small areas and immediately cleaned. Do not spread the entire floor with grout like a porcelain or ceramic tile. Once grout has been applied and starts to dry, remove excess grout immediately. Grout that sits too long can be difficult to remove from the tile. Do not affix duct tape, gaffer tape or acid tape directly onto cement tiles surface. Tape can discolor or stain your cement tiles.

#### **AFTER INSTALLATION CLEANING:**

After installation, the installed floor must be cleaned with a neutral detergent (1/4 detergent, 3/4 water). Do not use an acid based cleaner after installation. Any extra residue or mortar should be removed immediately. Do not allow water or other liquids to spot, pond or ring on the surface of smooth tiles (Do not leave drips or wet buckets, cups, footmarks, etc. on the surface at any time). For hard to remove residue, buffing with a single disc floor machine with a white pad may be used. Let dry for 24 hours.

To eliminate the residual efflorescence from the grout, sanding the tile surface is possible, but it must be made only once the installation is completely dry, which can take weeks when glue mortar is used, to months in case of a traditional installation.

#### **SEALING:**

To get the best protection against stains, a final sealing process must be applied to the floor or wall installation.

The surface must be clean of all residues and dry, then seal the clean floor or wall with the penetrating sealer. Apply the sealer with a sponge or a large paint brush or roller until saturation. Take the excess off with a clean cloth. We recommend to repeat this application at least twice.

Once applied to saturation, let dry and do not set foot on the installation for at least 45 minutes. Protect from water for at least 24 hours.

Once dry, cover the tile with a protective covering until all construction or renovation is finished.

#### **OPTIONAL SANDING:**

For large areas, it is recommended to use an electric mono brush with a type 3M Black Scotch Brite disc, coupled, if required, in the case of more dirty tiles, with a 60 or 80 3M Scotch Mesh grill. For small areas, it is recommended to use an orbital eccentric sander with sanding disc (80 then 120 grain for finish).

#### **Disclaimer:**

Cement Tiles are not a "fired" product. So this product is not recommended for wet areas such as shower floors.

Cement Tiles can be installed outside but be aware that natural light (UV) and outside elements will have, in time, an impact on the color and the aspect of the tiles.

These instructions are provided as a helpful installation guide only. Bati Orient USA will not be held responsible for improper installation or specific jobsite conditions. Please consult a professional contractor and/or installer. You and your installer are responsible for ensuring proper installation & sealing of mosaics or tiles. These installation instructions are given as guidelines only. Bati Orient USA will not be held responsible for errors, issues or problems due to installation.





# Cleaning, Protection and Maintenance of Cement Tiles










Refer to the treatment code specified G in the product specifications of each item.

To limit the risk of breakage when taking the cement tiles out of their boxes, please pull them out 2 at a time.

The use of epoxy is NOT recommended for the installation of Cement Tiles.

Please use white or very light grey grout joint material. These tiles should be installed with a narrow joint space.

Please refer to our online video for more installation recommendations.

Step 1	Step 2	Step 3	Step 4
<p><b>INITIAL CLEANING AND PRE-SEALING OF NEW AREAS.</b></p>  <p>Even though our tiles are pre-sealed, once installed and after a <b>first cleaning (before joint grouting), the tiles must first undergo a full sealing treatment.</b> This treatment will ease the cleaning of the joints and will prepare the tiles for the final sealing process.</p> <p>Apply sealer in thin layers, until the tiles will not soak up any more. Wipe excess sealer off before it dries, and allow the sealer to cure according to the manufacturer's instructions. Do not use any acids or alkalines to clean tiles. Use a PH neutral cleaner.</p>	<p><b>CLEANING AFTER INSTALLATION &amp; JOINT GROUTING.</b></p>  <p>Clean floor with neutral detergent. Apply non-acidic cleaning product diluted with water (1/4 cleaning product, 3/4 water mix). Apply with a <b>white (superfine) rubbing pad.</b></p>  <p>Rinse with clear water until the elimination of dirty residue.</p> <p>Any residue or mortar should be removed immediately. Do not allow water or other liquids to spot on the surface of smooth tiles.</p>  <p>Let dry. Protect from water for 24 h.</p>	<p><b>PROTECTION AGAINST STAINS.</b></p>  <p>clean ✓ dry ✓ 50-77 F° ✓</p> <p>The surface must be clean &amp; dry. Seal the clean floor with the penetrating sealer.</p>  <p>Pour the sealing product into a bucket or suitable container.</p>  <p>Apply with a sponge or large paint brush until saturation.</p> <p>Take the excess off with a clean cloth..</p>  <p>Let dry, do not set foot for 45 minutes.</p>  <p>Protect from water for 24 h.</p>	<p><b>EVERYDAY MAINTENANCE.</b></p> <p>For daily maintenance, please use a neutral detergent such as water and soap and buff tiles with a white pad. Extremely heavy foot traffic may require additional maintenance. A natural patina will occur as the floor is maintained and wears. Water spotting should be eliminated through ongoing maintenance. The use of proper mats at entrances and mopping is important to remove abrasive grit that may cause wear in those areas.</p>

For more detailed information, please refer to the chemical product manufacturer website and technical specifications.

## Note for Tile Layers:

Please check the product. We do not accept any claim after installation. For a harmonious result, open several boxes and take out the pieces at random for installation. We cannot guarantee the same color shade when supplying subsequent orders.

# TABLE OF CONTENTS





Glazed  
Lava  
page 446



Washbasins  
page 454



Pedestals  
page 459



# Sinks

# The Lava Series



# Glazed Lava

---


Our washbasins in glazed lava are produced by craftsmen out of blocks of raw lava extracted from the Mounts of Java.

This grey lava of excellent quality shows a homogeneous look, and is strengthened by several layers of enamel baked twice at 1000°C/1832°F for a total of 8 hours, giving the pieces unequalled physical resistance.


The properties of glazed lava are unrivaled, it is irreplaceable:

- **Resists high temperatures up to 300°C / 527°F.**
- **Sanitary and bacteria free**
- **Does not scratch. Resistant to acids or bleach.**
- **Absolutely frost proof.**
- **Colors do not fade under sunlight.**
- **Easy maintenance, washable with a quick wipe and soap.**






Blue



Beige



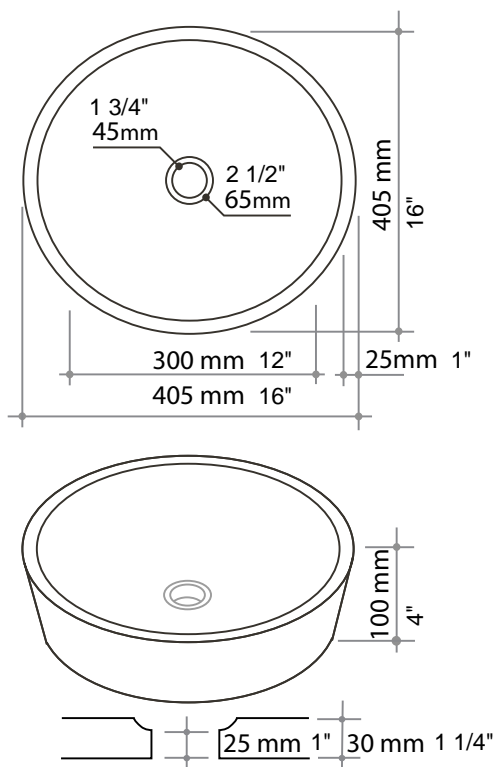
Taupe



Ebony

# Glazed Lava

1 pcs | Ø 4"x20" - Ø 40.5x10 cm | 41.7 lb - 18.9 Kg




Taupe

LATA02



Beige

LAFA02



Blue

---

**LABL02**



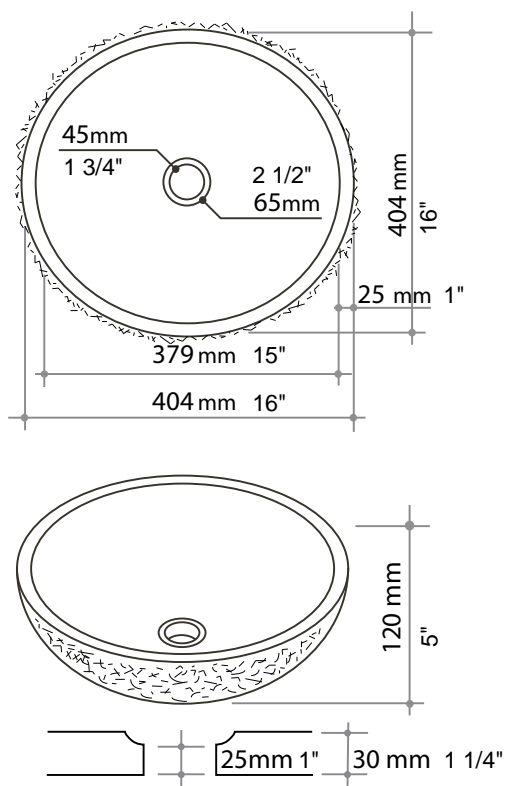
Ebony

---

**LANO02**

# Glazed Lava

1 pcs | Ø 5"x20" - Ø 40.4x12 cm | 27.1 lb - 12.3 Kg




Taupe

LATA01



Beige

LAFA01



Blue

---

**LABL01**




Ebony

---

**LANO01**

# Glazed Lava





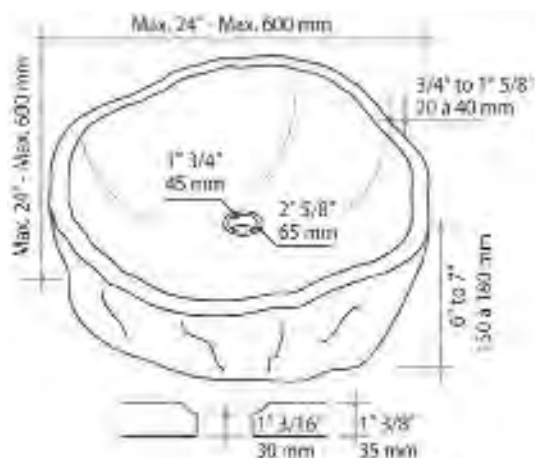
# Rock Washbasin

1 pcs

Ø 6"x24" - Ø 16.5x60 cm

+/- 44.10 lb

+/- 20 Kg/pc



Maximum size 23 1/4"

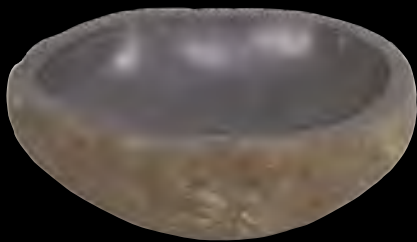
Rock Various Shapes

**B** MAGR46



**Very different shapes and dimensions available. Specific measurement requests are not feasible. The photos are not legally binding.**





**WARNING:**

These basins are unique and cannot resemble each other.

They have been made from a single block sliced in two, each half then being carved into and polished on the inside.

# Petrified Wood Washbasin

1 pcs

Ø 28"x6"- Ø 70x17 cm

+/- 88 lb

+/- 40 Kg/pc



Petrified Wood

Maximum size 23 1/4" - 60 cm

E BOBO02



**REMINDER:** Our basins are individually handcrafted and must be treated according to the treatment methods described on the treatment pages. Very different shapes and dimensions available. **Specific measurement requests are not feasible.** The photos are not legally binding.



# Marble Ethnic Bowl

1 pcs | Ø 16 1/4" x 6" - Ø 40.6 x 15 cm | +/- 37.49 lb +/- 17 Kg/pc



White

**E** MABL54



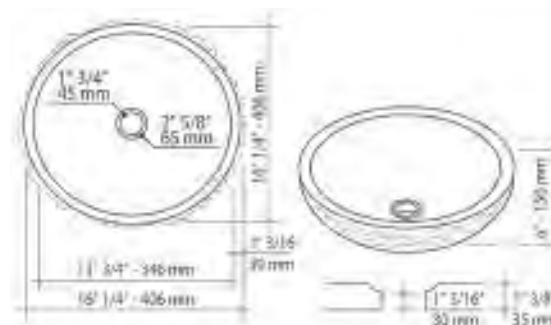
Grey

**E** MAGR45



Black

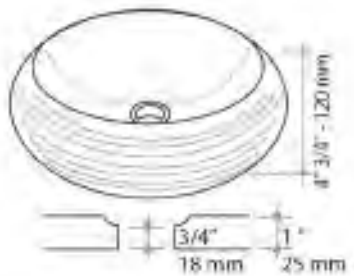
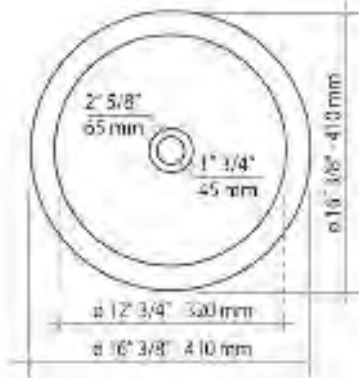
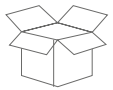
**E** MANO39



Our basins must be treated according to the treatment methods described on the treatment pages.

# Marble Bowl Striped

1 pcs |  $\varnothing$  16 3/8"x4 3/4" -  $\varnothing$  41x12 cm | +/- 48.51 lb +/- 22 Kg/pc



White

**E** MABL73



Black

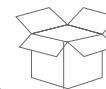
**E** MANO55



Our basins must be treated according to the treatment methods described on the treatment pages.

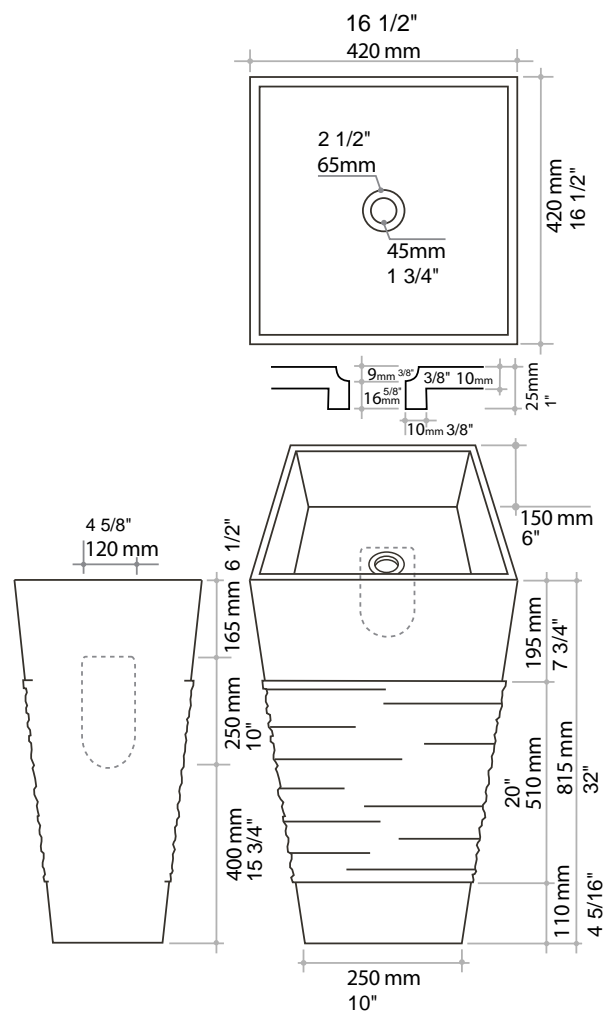
# Reconstituted Pedestal

1 pcs | 16.5"x16.5"x32" - 42x42x81.5 cm | +/- 83.77 lb +/- 38 Kg/pc




White Black Stripes

**C** PIMI03




# Trapezoidal Striped Pedestal



White

**E** MABL48



Grey

**E** MAGR40



Our basins must be treated according to the treatment methods described on the treatment pages.

1 pcs

16"x16"x36" - 40x40x90 cm

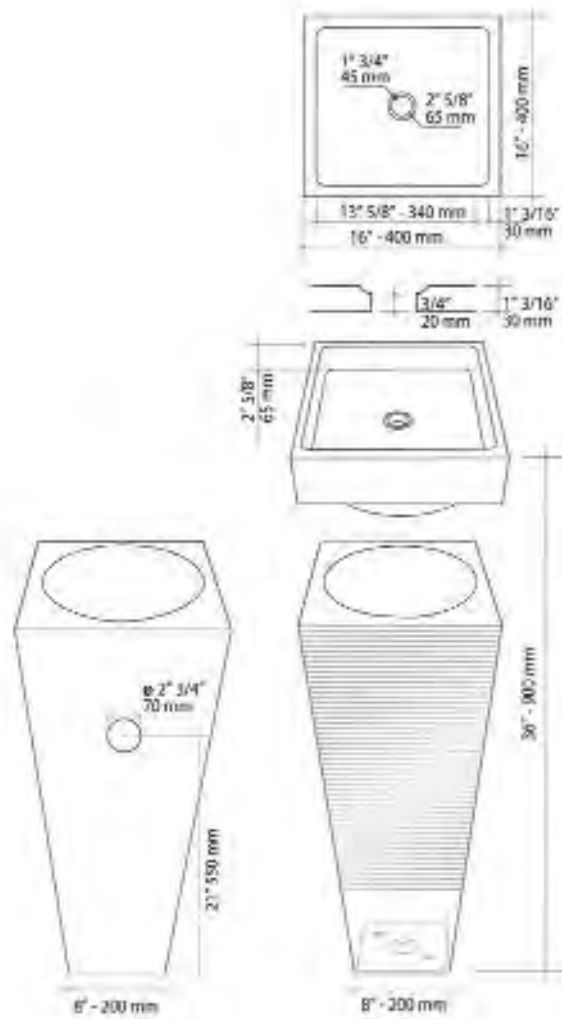
+/- 242.55 lb

+/- 110 Kg/pc



Black

**E** MANO36



# Bowl Shaped Hammered Pedestal

1 pcs

Ø 16"x36" - Ø 40x90 cm

+/- 242.55 lb +/- 110 Kg/pc



BOWL SHAPED. HAMMERED PEDESTAL



White

E MABL29



Grey

E MAGR29



Black

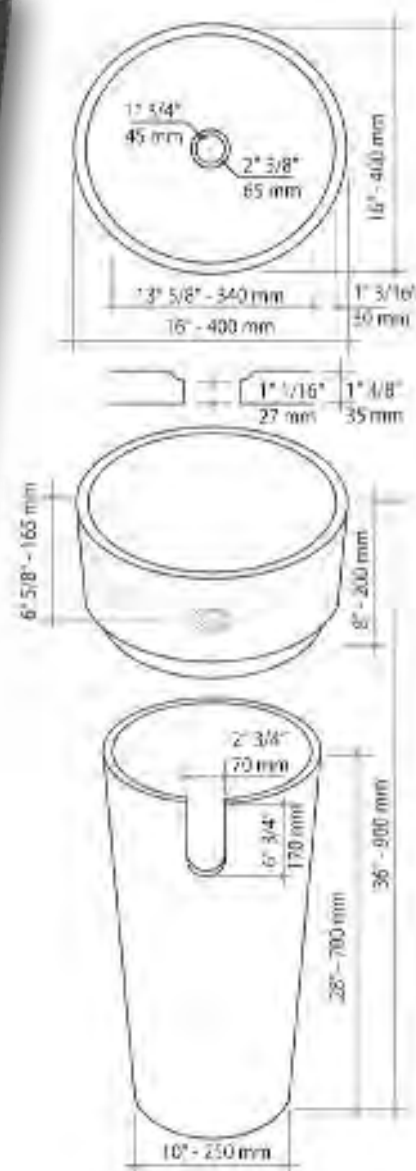
E MANO29



The pedestals for these basins are made of various stone pieces.

Therefore different shades of stone and a sealing mark can be visible.

**We advise to use flexible plumbing material when installing the drain hole.**



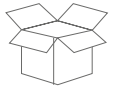


# Bowl Shaped Striped Pedestal

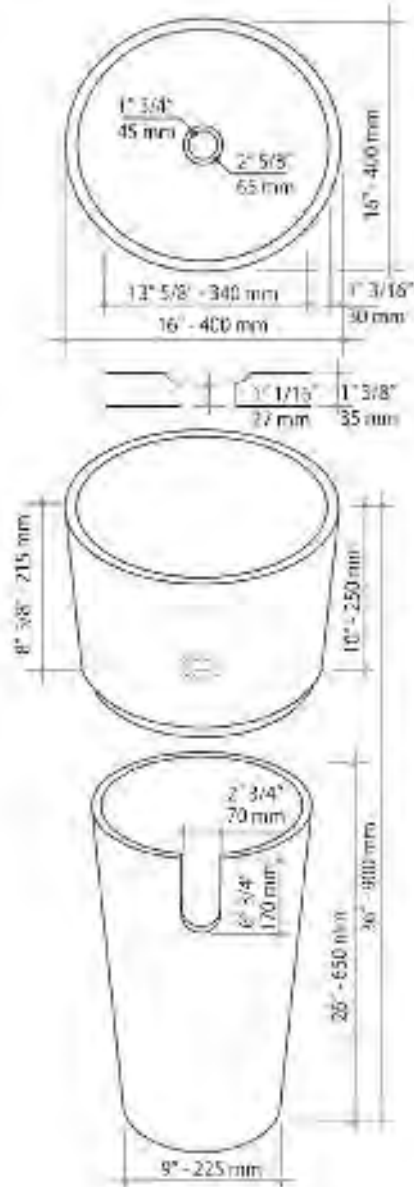
1 pcs

Ø 16"x36" - Ø 40x90 cm

+/- 242.55 lb +/- 110 Kg/pc



## BOWL SHAPED. STRIPED PEDESTAL



White

**E MABL30**



Grey

**E MAGR30**



Black

**E MANO30**




The pedestals for these basins are made of various stone pieces.

Therefore different shades of stone and a sealing mark can be visible.

**We advise to use flexible plumbing material when installing the drain hole.**

# TABLE OF CONTENTS





# Treatment & maintenance

# Treatment

Our natural stone tiles, marbles and mosaics must be treated properly to keep for many years their brightness and decorative look.

**Sealers:** After installation, natural stone must be protected against stains and dirt by a sealing product. There are different types of sealers:

- Penetrating sealers, which do not change the stone color.
- Color enhancer sealers, which give brightness to the color of the stone.

The sealers must only be applied to the stone once a thorough cleaning of the stone surface has been made to make sure that no stain or dirt will be picked up by the sealer to stay on the stone. Please refer to the sealer manufacturer's instructions for additional information. To ensure that the sealer is right for your stone and your taste, always make a small test on a small clean dry surface of the stone.

**Sealer for glass and metal:** Special sealers can be used for glass and metal. Always use a soft cloth or soft sponge for application on glass or metal. If the joint grouting has been made with epoxy glue or "carbamate", it is not necessary to apply a sealer. For glass tiles, and for fast cleaning, please use only water to clean the tiles.













**Cleaner:** When the stone installation is done and the sealer has been applied, and in order to keep your natural stone as new as on the first day, you can use specific cleaners for stone, marble, glass or metal.

- pH8 Cleaner: They are light alkalines, ready to use, with a soap base. They can be used frequently to keep the brightness of the stone surface. Do not use them for areas receiving direct sun light or hot areas.
- pH9 / 10 Cleaners: For dirty or stained areas. These cleaners should not be used more than once a month. They can be used for most products such as stone, marble, slate, quartzite. After application, you must rinse the surface of the stone with clean soft water to remove all residues.

**Cleaners for glass and metal:** Do not use abrasive or regular kitchen detergent or utensil. Use only a soft cloth with clean water and soap.

A

WE STRONGLY ADVISE TO CARRY A TEST ON A SMALL CLEAN AND DRY AREA OF THE STONE, AS WE CANNOT PREDICT THE REACTION OF A TREATMENT ON NATURAL STONE. NO CLAIM WILL BE ACCEPTED IF A TEST HAS NOT BEEN MADE.

	Step 1	Step 2	Step 3
	<p><b>INITIAL CLEANING OF NEW SURFACES</b></p> <p> Dilute at a ratio of 1 per 10.</p> <p> Spread the solution on the floor.</p> <p> Rinse thoroughly with clean water.</p> <p> Let dry.</p>	<p><b>PROTECTION AGAINST STAINS</b></p> <p> Surface: Clean / Dry.          propre ✓          sec ✓          10-25 C° ✓</p> <p> Pour the product into a bucket or suitable container.</p> <p> Apply with applicator brush or roller.</p> <p> Wipe up product, puddles and drips.</p> <p> Let dry, do not set foot for 45 minutes.</p> <p> Protect from water for 24h.</p>	<p><b>REGULAR MAINTENANCE</b></p> <p> Spray the surface, let stand and wipe with a damp cloth.</p> <p> Gloss occasionally to maintain the appearance.</p>
Pebbles			
Quarzite			
Slate			













For more detailed information, please refer to the chemical product manufacturer website and technical specifications.

# Treatment


B

WE STRONGLY ADVISE TO CARRY A TEST ON A SMALL CLEAN AND DRY AREA OF THE STONE, AS WE CANNOT PREDICT THE REACTION OF A TREATMENT ON NATURAL STONE. NO CLAIM WILL BE ACCEPTED IF A TEST HAS NOT BEEN MADE.





Polished  
Pebbles

Step 1	Step 2	Step 3
<b>INITIAL CLEANING OF NEW SURFACES</b>	<b>PROTECTION AGAINST STAINS</b>	<b>REGULAR MAINTENANCE</b>
 Dilute at a ratio of 1 per 10.	 Surface: Clean / Dry. propre ✓ sec ✓ 10-25 C° ✓	 Spray the surface, let stand and wipe with a damp cloth.
 Spread the solution on the floor.	 Pour the product into a bucket or suitable container.	 Gloss occasionally to maintain the appearance.
 Rinse thoroughly with clean water.	 Apply with applicator brush or roller.	
 Let dry.	 Wipe up product, puddles and drips.	
	 Let dry, do not set foot for 45 minutes.	
	 Protect from water for 24h.	

For more detailed information, please refer to the chemical product manufacturer website and technical specifications.



WE STRONGLY ADVISE TO CARRY A TEST ON A SMALL CLEAN AND DRY AREA OF THE STONE, AS WE CANNOT PREDICT THE REACTION OF A TREATMENT ON NATURAL STONE. NO CLAIM WILL BE ACCEPTED IF A TEST HAS NOT BEEN MADE.

	Step 1	Step 2
Steel	<p><b>INITIAL CLEANING OF NEW SURFACES</b></p>  <p>Pour the cleaning product on a wet surface and scrub.</p>	<p><b>REGULAR MAINTENANCE</b></p>  <p>Spray the surface, let stand and wipe with a damp cloth.</p>
Aluminium	 <p>Rinse with clear water until the elimination of dirty residue.</p>	 <p>Gloss occasionally to maintain the appearance.</p>
Mosaic without Stone		

#### PROCESSING METHOD FOR ALUMINIUM DECORATION









1. Lay the tiles with a glue suitable for raw metal (i.e.: single component, hybrid polyurethane polymer-terminated silane) preferably after installing adjacent decoration, leaving the remaining space for the metal plates.
2. Clean the surface and remove sealant leftovers.
3. Apply a varnish to delay oxidation of the aluminium.

**For more detailed information, please refer to the chemical product manufacturer website and technical specifications.**

# Treatment

D

WE STRONGLY ADVISE TO CARRY A TEST ON A SMALL CLEAN AND DRY AREA OF THE STONE, AS WE CANNOT PREDICT THE REACTION OF A TREATMENT ON NATURAL STONE. NO CLAIM WILL BE ACCEPTED IF A TEST HAS NOT BEEN MADE.












	Step 1	Step 2
	<b>INITIAL CLEANING OF NEW SURFACES</b>	<b>PROTECTION AGAINST STAINS</b>
	 Dilute at a ratio of 1 per 7.	 Use 1 dose (20ml.) per bucket of water.
Ceramic	 Spread the solution on the floor and brush after 5 minutes.	 Wash the surface with the solution without rinsing.
Porcelain		
Glass Mosaic	 Eliminate dirt residues thoroughly.	 Let dry, do not set foot for 15 minutes.
Recycled Glass Mosaic	 Rinse thoroughly with clean water.	
	 Let dry.	

For more detailed information, please refer to the chemical product manufacturer website and technical specifications.



E

WE STRONGLY ADVISE TO CARRY A TEST ON A SMALL CLEAN AND DRY AREA OF THE STONE, AS WE CANNOT PREDICT THE REACTION OF A TREATMENT ON NATURAL STONE. NO CLAIM WILL BE ACCEPTED IF A TEST HAS NOT BEEN MADE.











	Step 1	Step 2	Step 3
Andesite	<b>INITIAL CLEANING OF NEW SURFACES</b>  Pour the cleaning product on a wet surface and scrub.	<b>PROTECTION AGAINST STAINS</b>  Surface: Clean / Dry. propre ✓ sec ✓ 10-25 C° ✓  Pour the product into a bucket or suitable container.  Apply with applicator brush or roller.	<b>REGULAR MAINTENANCE</b>  Spray the surface, let stand and wipe with a damp cloth.  Gloss occasionally to maintain the appearance.
	 Rinse with clear water until the elimination of dirty residue.		
	 Let dry and protect from water for 24 h.		
Marble		 Wipe up product, puddles and drips.	
Marble Sinks		 Let dry, do not set foot for 45 minutes.	
		 Protect from water for 24h.	

For more detailed information, please refer to the chemical product manufacturer website and technical specifications.

# Treatment

F

WE STRONGLY ADVISE TO CARRY A TEST ON A SMALL CLEAN AND DRY AREA OF THE STONE, AS WE CANNOT PREDICT THE REACTION OF A TREATMENT ON NATURAL STONE. NO CLAIM WILL BE ACCEPTED IF A TEST HAS NOT BEEN MADE.

	Step 1	Step 2	Step 3
<p>Travertine</p> <p>Marble</p>	<p><b>INITIAL CLEANING OF NEW SURFACES</b></p> <p> Pour the cleaning product on a wet surface and scrub.</p> <p> Rinse with clear water until the elimination of dirty residue.</p> <p> Let dry and protect from water for 24 h.</p>	<p><b>PROTECTION AGAINST STAINS</b></p> <p> propre ✓ sec ✓ 10-25 C° ✓</p> <p> Surface: Clean / Dry. Pour the product into a bucket or suitable container.</p> <p> Apply with applicator brush or roller.</p> <p> Let dry, do not set foot for 45 minutes.</p> <p> Protect from water for 24h.</p>	<p><b>REGULAR MAINTENANCE</b></p> <p> Spray the surface, let stand and wipe with a damp cloth.</p> <p> Gloss occasionally to maintain the appearance.</p>

For more detailed information, please refer to the chemical product manufacturer website and technical specifications.

# Recommendation

---

## GROUTING AND SEALING

The use of epoxy grouts and sealers is possible with all our products. They have many advantages for wet areas (bathroom, shower cubicle), terraces, counter tops, private swimming pools or ponds:

- The colors do not fade in time.
- The sealers protect against stains, bacteria, molds and acids, they are waterproof and do not crack.

Nevertheless their application requires follow-

ing the manufacturers' advice meticulously for installation.

Performing a test on a small clean and dry area before full treatment is mandatory.

Fair natural stone can become irreversibly stained.

Epoxy grout / sealant "treats" the surface and revives the colors.

For any grouts and sealers, before grouting natural stone, Pre-treatment is necessary.




# Treeatment

Here's an idea to take you far from the beaten track. Say good bye to normal paving and tiling and get back to nature.

Whether installed indoors or outdoors our pebbles are hard wearing and weather resistant.

Easy to match up with your decor thanks to our wide range of colors.



# Installation Tips

## **Our pebbles will help you stand out in terms of interior decoration.**

Say good bye to regular paving and tiling and get back to nature. Whether installed indoors or outdoors, these pebbles are suitable for heavy traffic or damp environment. Thanks to the large range available, they are easy to mix and match with your home decoration.

- Contrary to regular ceramic tile installation, starting off at right angles
- or corners to install the first sheets is not required.
- Leave sufficient space when laying the sheets close to the wall (3/4") to allow later eventual installation of skirting or covebases (pebbles are never aligned).
- Using a notched trowel, apply a thick layer of mortar (3/16" to 5/16").



# Installation Tips



- Apply pressure on the pebble sheets as to let the thinset penetrate the mesh. This will prevent using too much joint material afterwards.
- The pebble sheets can be offset for best result. Look for the best side of the sheet to ideally mix them together.
- When you arrive against a wall, if the sheets are not perfectly aligned, simply cut out a few pebbles, those will then be used where you'll need to add a few for best result.
- Proceed in successive installation steps. Unlike traditional ceramic tiles, pebble sheets do not require a perfect alignment to the wall.



- Once approximately 11 sq.ft. are installed, make sure to fill any gaps on the surface, as you will not be able to touch it up after grout joint is applied.
- To grout joint the tiles, use a rather fluid mixture to progressively reach a suitable level of joint between the pebbles.
- The joint material should not be too thick for best visual effect and pleasant barefoot feel when walking on the surface. On most jobs, the average joint space is 3/16" wide.
- Opus marble on mesh can be installed according to the same instructions.










We strongly advise a "DO NOT TOUCH" sign on any displayed regular or standing washbasins and please make sure that they are adequately secured to a fixed base.

This document is not legally binding and we reserve the right to change or discard any product without notice.

Typographical errors, photos and colorimetry included in this catalog are not legally binding.







*A world of inspiration*

**USA - CANADA**

15851 Vickery Drive  
HOUSTON, TX 77032 - USA  
Toll Free : +1 877 315 1561  
Tel: +1 713 462 0250 - Fax: +1 713 462 0253  
contact@batorient.com

[www.batorientusa.com](http://www.batorientusa.com)



**FRANCE**

252, Chemin du Mitan  
84300 CAVAILLON  
Tél. +33 (0)4 90 75 17 15  
Fax: +33 (0)4 90 75 16 70 - +33(0)4 90 75 16 68