


## Series: City Scapes Technical Data


### 1. PRODUCT NAME




**Cemento White**




**Cemento Sand**



**Cemento Argent**




**Cemento Greige**



**Cemento Toupe**



**Cemento Black**



### 2. PRODUCT DESCRIPTION



(Green Choice includes pre-consumer recycled materials and post-consumer recycled materials)

### PRODUCT CERTIFICATIONS



#### **Size/Thickness:**

24" x 48" x 5/16" nominal  
 24" x 24" x 5/16" nominal  
 12" x 24" x 5/16" nominal  
 2" x 2" mosaics on 12" x 12" sheet nominal  
 6" x 12" cove base trim nominal  
 4" x 24" bullnose trim nominal

#### **Finishes:**

Honed and Textured R11

**Recommended Grout Joint: 3/32" or greater**

**All sizes modular with 3/16" grout joint (~5 mm)**

**Grout joints of 1/8" inch or less, especially with larger format tiles or running bond patterns, may require floor flatness values in excess of the 1/4" in 10' (or 1/16" in 1.0') standard required by ANSI.**

See ANSI A108.01 2.6.2.2

**For patterns with running bond/brick joints patterns Iris US recommends a maximum of 33% offset.**

See ANSI A108.02 section 4.3.8

# Series: City Scapes Technical Data

## 3. TECHNICAL DATA

| Physical – Visual Properties                | ASTM TEST                         | Industry Standard                          | Iris US Results       |
|---|-----------------------------------|--|-----------------------|
| Water absorption                            | C373                              | Impervious <0.5%                           | ≤0.1%                 |
| Thickness Dimension                         | C499                              | Range ± 0.04 Inc. Max.                     | ≤±0.04 Inc.           |
| Facial Dimension                            | C499                              | ± 0.25 %                                   | ≤ ± 0.25%             |
| Warpage average diagonal                    | C485                              | ±0.40 %                                    | ≤ ± 0.40%             |
| Warpage average edge                        | C485                              | ±0.40 %                                    | ≤ ± 0.40%             |
| Wedging                                     | C502                              | ± 0.25 %                                   | ≤ ± 0.25%             |
| Bond Strength                               | C482                              | ≥ 50 psi                                   | ≥200psi               |
| Breaking Strength                           | C648                              | ≥250 lbf                                   | ≥400lbf               |
| Hardness (Mohs)                             | Scratch Test (No regulated)       | Range 0 - 10                               | ≥ 7                   |
| Visible Abrasion Resistance for Glaze tiles | C1027                             | No Requirement, Range 0 - 5                | Class 4               |
| Frost Resistance                            | C1026                             | No sample must show alterations to surface | No evidence of Damage |
| Chemical Resistance                         | C650                              | No Requirement, Range E - A                | Class A               |
| Stain Resistance                            | C1378                             | No Requirement, Range E - A                | Cleanable             |
| DCOF - Honed                                | BOT 3000                          | ≥0.42*                                     | ≥0.50                 |
| DCOF - Textured                             | BOT 3000                          | ≥0.42*                                     | ≥0.65                 |
| Aesthetic Classification                    | Visual Evaluation Shade & texture | No Requirement, Range V0 -V4               | V2                    |

\* All values given are for matte or honed material. No values are given for polished material. Iris U.S. does not recommend polished surfaces in area subject to exposure from grease, oil or water.

For level interior spaces to be walked upon when wet (see ANSI A137.1 section 6.2.2.1.10 – Section 9.6 for test procedure).

The above information is a subject to change.



1450 N. Wood Dale  
Wood Dale, IL 60191

**630.594.4795**

## 4. INSTALLATION

All installation work using Iris US tiles will conform to the standards set forth in the latest version of ANSI A108/118 and/or the TCNA Handbook for Ceramic Tile installations.

Installation or setting materials:

Movement joints shall be provided throughout the tile and work will conform to ANSI Specification A108.01-3.7; A108.02 – 4.4. and TCNA Details EJ171.

Setting materials used will conform to the ANSI 118.4 standard or greater and be recommended by the selected manufacturer for the installation & setting materials for ceramic or porcelain tile based on the application requirements.

## 5. WARRANTY

Iris US guarantees that its products will be free of manufacturing defects and they will meet or exceed the performance specifications set forth in ANSI 137.1.

## 6. MAINTENANCE

### Care and Maintenance Recommendations Guide

Please contact your representative

## 7. TECHNICAL SERVICES

### Technical Assistance

Guide Specifications, literature, MSDS, tile samples, details and installation procedures are all available for your use or libraries.

Please contact your representative for catalogues, physical samples, or architectural binders.

# Series: City Scapes Packaging

## COLORS & SIZES

|                |     | Stocked<br>12" x 24" | 24" x 24"  | 24" x 48"  |
|----------------|-----|----------------------|------------|------------|
| CEMENTO WHITE  | HN  | IRG1224187           | IRG2424187 | IRG2448187 |
|                | R11 | IRT1224187           | IRT2424187 | IRT2448187 |
| CEMENTO SAND   | HN  | IRG1224185           | IRG2424185 | IRG2448185 |
|                | R11 | IRT1224185           | IRT2424185 | IRT2448185 |
| CEMENTO ARGENT | HN  | IRG1224182           | IRG2424182 | IRG2448182 |
|                | R11 | IRT1224182           | IRT2424182 | IRT2448182 |
| CEMENTO GREIGE | HN  | IRG1224184           | IRG2424184 | IRG2448184 |
|                | R11 | IRT1224184           | IRT2424184 | IRT2448184 |
| CEMENTO TOUPE  | HN  | IRG1224186           | IRG2424186 | IRG2448186 |
|                | R11 | IRT1224186           | IRT2424186 | IRT2448186 |
| CEMENTO BLACK  | HN  | IRG1224183           | IRG2424183 | IRG2448183 |
|                | R11 | IRT1224183           | IRT2424183 | IRT2448183 |

**BULLNOSE TRIM**  
4" X 24" Honed



**COVEBASE TRIM**  
6" X 12" Honed



HN HONED  
R11 TEXTURED  
8 mm

## Stocked

|                       |             |
|-----------------------|-------------|
| CEMENTO <b>WHITE</b>  | IRG424BT187 |
| CEMENTO <b>SAND</b>   | IRG424BT185 |
| CEMENTO <b>ARGENT</b> | IRG424BT182 |
| CEMENTO <b>GREIGE</b> | IRG424BT184 |
| CEMENTO <b>TOUPE</b>  | IRG424BT186 |
| CEMENTO <b>BLACK</b>  | IRG424BT183 |

## Special Order

|                       |            |
|-----------------------|------------|
| CEMENTO <b>WHITE</b>  | IRG612C187 |
| CEMENTO <b>SAND</b>   | IRG612C185 |
| CEMENTO <b>ARGENT</b> | IRG612C182 |
| CEMENTO <b>GREIGE</b> | IRG612C184 |
| CEMENTO <b>TOUPE</b>  | IRG612C186 |
| CEMENTO <b>BLACK</b>  | IRG612C183 |

## Stocked

|  |   |   |  |   |   |
|--|---|---|--|---|---|
|  |  |  |  |  |  |
| CEMENTO <b>WHITE</b><br>HONED<br>MOSAIC 2" X 2"                                    | CEMENTO <b>SAND</b><br>HONED<br>MOSAIC 2" X 2"                                      | CEMENTO <b>ARGENT</b><br>HONED<br>MOSAIC 2" X 2"                                    | CEMENTO <b>GREIGE</b><br>HONED<br>MOSAIC 2" X 2"                                     | CEMENTO <b>TOUPE</b><br>HONED<br>MOSAIC 2" X 2"                                       | CEMENTO <b>BLACK</b><br>HONED<br>MOSAIC 2" X 2"                                       |
| IRG12MO187   | IRG12MO185  | IRG12MO182  | IRG12MO184   | IRG12MO186  | IRG12MO183  |

| PACKAGING        | Stocked   |           |           | Stocked                           |                    | COVEBASE<br>6"x12" |
|------------------|-----------|-----------|-----------|-----------------------------------|--------------------|--------------------|
|                  | 12" x 24" | 24" x 24" | 24" x 48" | MOSAICS 2"x2"<br>on 12"x12" sheet | BULLNOSE<br>4"x24" |                    |
| Box/Pieces       | 8         | 4         | 4         | 5                                 | 16                 | 8                  |
| Box/Sq. Ft       | 15.50     | 15.50     | 31.00     | 4.84                              | 10.33              | 3.88               |
| Pallet Box       | 32        | 32        | 20        | -                                 | -                  | -                  |
| Pallet/Sq. Ft    | 496.00    | 496.00    | 620.00    | -                                 | -                  | -                  |
| Thickness (mm)   | 8         | 8         | 8         | 8                                 | 8                  | 7.5                |
| Weight Lb/Sq.Ft. | 3.55      | 3.55      | 3.83      | 3.55                              | 2.00               | 1.70               |

  
**Legacy Tile**  
Flooring Distributors

Rectified


**NEUTRAL  
BODY  
MATERIAL**

1450 N. Wood Dale  
Wood Dale, IL 60191

**630.594.4795**

When preparing the order, the surfaces are selected randomly, therefore, the continuity of patterns is not guaranteed.  
Color samples are for general reference only. Tile is made with all natural materials, therefore, is subject to variation in color and/or texture.

## Series: City Scapes



The City Scapes collection has been inspired by industrial & artistic ambience where different cultures & architectural styles have generated interest in this design. The soft cement look but rough & textured feel makes this perfect for any modern and contemporary interior. The strength & durability of this porcelain can be found behind the softness of six neutral colors. The smooth honed surface creates a sleek & clean appearance.

