

Series: Crux Porcelain Tile

Colors at a glance

Stocked



Formats and finishes at a glance

Stocked

13 x 13 in / 33 x 33 cm
 Pressed
 Matte

Trims

Stocked

3 x 12 in / 7.1 x 30 cm
 Bullnose
 Matte

Mosaic **Stocked**

| | | | | | |
|--|--|--|--|--|--|
| | | | | | |
| | | | | | |
| | | | | | |
| | | | | | |
| | | | | | |
| | | | | | |
| | | | | | |
| | | | | | |

2 x 2 in / 5 x 5 cm
 Mosaic
 Matte

Stocked

12 x 24 in / 30 x 60 cm
 Pressed
 Matte

Special Order

10 x 20 in / 24.8 x 49.8 cm Pressed
 Matte

Special Order










3 x 10 in / 7.5 x 25 cm
 Bullnose
 Matte



Series: Crux Porcelain Tile

Technical information

Tile collection performance based on industry standards.

| Technical Information | | | GLAZED PORCELAIN | GLAZED CERAMIC |
|---|---------------------|------------------------------------|---------------------------------------|------------------------|
|  | WATER ABSORPTION | ANSI / ISO - (%) | < 0.5% | 10% ≤E ≤16% - P4 |
|  | ABRASION RESISTANCE | ANSI / ISO | CLASS 4 | CLASS 0 |
|  | SCRATCH HARDNESS | ANSI / ISO - (Mohs) | 7 | 4 |
|  | BREAKING STRENGTH | ANSI - (lbf) ISO - (N) | ≥350 >1500 | >230 >1000 |
|  | SHADE VARIATION | | V2 | |
|  | SLIP RESISTANCE | ANSI - DCOF (WET) ISO - R VALUE | MATTE ≥0.50 (ID, IW, IW+) MATTE R9 | MATTE N/A MATTE N/A |
|  | CHEMICAL RESISTANCE | ANSI / ISO | CLASS A | CLASS B |
|  | STAIN RESISTANCE | ANSI / ISO | CLASS A / CLASS 5 | CLASS B / CLASS 4 |
|  | FROST RESISTANCE | ANSI / ISO | PASS | NOT RESISTANT |

Test values are based on ANSI / ISO standards according to: ANSI A137.1 - Porcelain tile P1 Class, ISO 13006 - G - B1a Group - En 14411 - G - B1a Group. Variances in test values can occur in different production lots.

Test values are based on ANSI / ISO standards according to: ANSI A137.1 Non-Vitreous P4 Class, ISO 13006 - L - Group B111 - EN 14411 - L - Group B111. Variances in test values can occur in different production lots.

Usage recommendations

Our recommendations for suitable applications

| Usage Recommendations* | | MATTE GLAZED PORCELAIN | | MATTE GLAZED CERAMIC | |
|------------------------|--------------------------|------------------------|-------------|----------------------|-------|
| APPLICATION | | WALL | FLOOR | WALL | FLOOR |
| INTERIOR | RESIDENTIAL | • | ID, IW, IW+ | • | |
| | COMMERCIAL | • | ID, IW, IW+ | • | |
| | HEAVY COMMERCIAL | • | | | |
| EXTERIOR | RESIDENTIAL / COMMERCIAL | • | | | |

* These recommendations are not defined by ANSI/ISO standards.

DCOF Classifications per ANSI A326.3: (ID): Interior, Dry (IW): Interior, Wet (IW+): Interior, Wet Plus (EW): Exterior, Wet (O/G): Oils/Greases

* Factors other than the noted DCOF result must also be taken into consideration. Such factors include, but are not limited to, expected contaminants, drainage, surface texture, effect of structure on the DCOF measurement, number of grout joints, traction-enhancing features, and intended use in addition to the other criteria noted in standard ANSI A326.3

Series: Crux Porcelain Tile

Packaging information

Key logistical details including item codes and product specifications.

Crux Product & Packaging Information

Red = Stocked

Black = Special Order

| | ACTUAL DIMENSIONS | THICKNESS | ASH ITEM CODE | EARTH ITEM CODE | IVORY ITEM CODE | MICA ITEM CODE | LBS BOX | SGS BOX | PCS BOX | SGFT BOX | MF BOX | BXS SMD | SOFT SMD | MF SMD |
|--|-------------------|-----------|---------------|-----------------|-----------------|----------------|---------|---------|---------|----------|--------|---------|----------|----------|
| 13 x 13 in / 33 x 33 cm CRUX MATTE PRESSED GLAZED PORCELAIN TILE | 330 x 330 mm | 7.8 mm | 4500-0210-0 | 4500-0212-0 | 4500-0214-0 | 4500-0216-0 | 53.78 | 24.39 | 13 | 15.28 | 1.42 | 46 | 702.88 | 65.32 |
| 12 x 24 in / 29.8 x 59.9 cm CRUX MATTE PRESSED GLAZED PORCELAIN TILE | 298 x 599 mm | 9 mm | 4500-0211-0 | 4500-0213-0 | 4500-0215-0 | 4500-0217-0 | 63.08 | 28.61 | 8 | 15.5 | 1.44 | 32 | 498 | 46.08 |
| 10 x 20 in / 24.8 x 49.8 cm CRUX MATTE PRESSED GLAZED CERAMIC TILE | 248 x 498 mm | 9 mm | 4000-0024-0 | 4000-0025-0 | 4000-0026-0 | 4000-0027-0 | 49.08 | 22.26 | 12 | 16.14 | 1.5 | 36 | 581.04 | 54 |
| MOSAIC | | | | | | | | | | | | | | |
| 2 x 2 in / 5 x 5 cm CRUX MATTE GLAZED PORCELAIN MOSAIC | 329 x 329 mm | 9 mm | 4501-0074-0 | 4501-0075-0 | 4501-0076-0 | 4501-0077-0 | 38.2 | 17.33 | 10 | 11.74 | 1.08 | 48 | 563.52 | 51.96 |
| TRIMS | | | | | | | | | | | | | | |
| 3 x 12 in / 7.1 x 29.8 cm CRUX MATTE GLAZED PORCELAIN BULLNOSE | 71 x 298 mm | 9 mm | 4502-0071-0 | 4502-0072-0 | 4502-0073-0 | 4502-0074-0 | 16.46 | 7.47 | 20 | N/A | N/A | 84 | | 1680 PCS |
| 3 x 10 in / 7.5 x 25 cm CRUX MATTE GLAZED CERAMIC BULLNOSE | 75 x 250 mm | 9 mm | 4002-0018-0 | 4002-0019-0 | 4002-0020-0 | 4002-0021-0 | 13.1 | 5.94 | 25 | N/A | N/A | 98 | | 2450 PCS |



12 x 24 in / 30 x 60 cm Crux Ash
Matte Pressed Glazed Porcelain Tile