

Series: Historic Preserve

GLAZED PORCELAIN FLOOR

HISTORIC PRESERVE™

GLAZED PORCELAIN

Stocked Colors



VENETIAN WHITE HP05



TORINO GREY HP06



ROMAN BEIGE HP07



TUSCAN CHARCOAL HP08



Sizes

Stocked

12" x 24"

**Special
Order**

20" x 20"

Series: Historic Preserve Technical

GLAZED PORCELAIN FLOOR

PACKAGING

SERIES		NOMINAL SIZE	SF/CTN	PCS/CTN
HISTORIC PRESERVE™	Stock	12 x 24	15.12	8
	Special Order	20 x 20	18.48	7

APPLICATIONS




	Target DCOF wet	Suitable
Dry & Level Interior Floor	N/A	●
Wet & Level Interior Floor	≥ 0.42	●
Shower Floors (Residential or Light Commercial)	≥ 0.42	
Exterior Floor Applications (including patios, pool decking & other wet areas with minimal footwear)	≥ 0.60	
Ramps & Inclines	≥ 0.65	
Walls/Backsplashes	N/A	●
Countertops	N/A	●
Pool Linings	N/A	

A DCOF value of ≥ 0.42 is the standard for tiles specified for level interior spaces expected to be walked upon when wet, as stated in ANSI A1371-A326.3.

APPLICATION NOTES:

Suitable for exterior applications (provided it is noted as suitable in the applications chart above) in freezing and non-freezing climates, when proper installation methods are followed.

INSTALLATION

Grout Joint Recommendation	Shade Variation
3/16" (Overlap should not exceed 33% when installing tile with a length 15" or greater in a staggered brick-joint pattern.)	 Medium (V2)
	 High (V3)
	 Random (V4)

V3 Historic Preserve

PERFORMANCE CHARACTERISTICS

	ASTM#	FLOOR RESULT
Water Absorption	C373	< 0.5%
Breaking Strength	C648	> 275 lbs.
Scratch Hardness	MOHS	8.0
Chemical Resistance	C650	Resistant

DURABILITY

Floor Surface Wear Resistance

All Residential / Light Commercial

NOTES

Since there are variations in all fired ceramic and natural products, tile and trim supplied for your particular installation may not match samples. Final confirmation should be made from actual tiles and trim prior to installation. Manufactured in accordance with ANSI A1371 standards.

Not for use on ramps. Water, oil, grease, improper drainage and certain footwear can create slippery conditions. Floor applications expected to be exposed to these conditions require extra caution in product selection.

Special consideration needs to be given when installing tiles greater than 15 inches. Use of a latex modified thin-set is recommended for installation.