

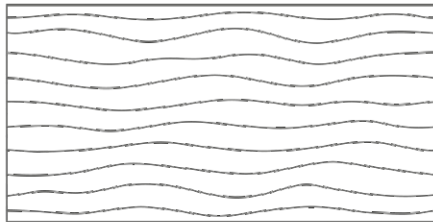
Series: Linea Ceramic Wall

Formats and finishes at a glance


A dynamic collection of wall tiles available in rectified formats and related quarter rounds.



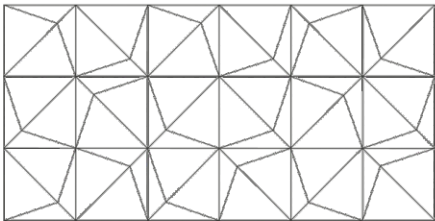
12 x 24 in / 30 x 60 cm **Stocked**
 Plane
 Glossy 4000-0043-1
 Matte 4000-0044-1




12 x 24 in / 30 x 60 cm **Stocked**
 Oblique
 Glossy 4000-0045-1



12 x 24 in / 30 x 60 cm **Stocked**
 Modulation
 Glossy 4000-0046-1



12 x 24 in / 30 x 60 cm **Stocked**
 Prismatic
 Glossy 4000-0047-1




12 x 24 in / 30 x 60 cm **Stocked**
 Amplitude
 Glossy 4000-0048-1

Trim **Stocked**



12 in / 30 cm
 Quarter Round
 Glossy 4002-0033-1
 Matte 4002-0034-1












Color Shown: LINEA - Oblique

Series: Linea Ceramic Wall

Technical information

Tile collection performance based on industry standards.

Technical Information

	WATER ABSORPTION	ANSI / ISO - (%)	10% ≤E ≤16% - P4
	ABRASION RESISTANCE	ANSI / ISO	CLASS 0
	SCRATCH HARDNESS	ANSI / ISO - (Mohs)	4
	BREAKING STRENGTH	ANSI - (lbf) ISO - (N)	>230 >950
	SHADE VARIATION		V1
	SLIP RESISTANCE	ANSI - DCOF (WET) ISO - R VALUE	GLOSSY N/A GLOSSY N/A
	CHEMICAL RESISTANCE	ANSI / ISO	CLASS B
	STAIN RESISTANCE	ANSI ISO	CLASS B CLASS 4
	FROST RESISTANCE	ANSI / ISO	NOT RESISTANT

Test values are based on ANSI / ISO standards according to: ANSI A137.1 Non-Vitreous P4 Class, ISO 13006 - L - Group BIII, N 14411- L - Group BIII. Variances in test values can occur in different production lots.

Series: Linea Ceramic Wall

Packaging information

Key logistical details including item codes and product specifications.

Linea Product & Packaging Information

	ACTUAL DIMENSIONS	THICKNESS	WHITE ITEM CODE	LBS BOX	KGS BOX	PCS BOX	SOFT BOX	MP BOX	BXS SKID	SOFT SKID	MP SKID
12 x 24 in / 30 x 60 cm LINEA PLANE MATTE RECTIFIED GLAZED CERAMIC TILE	300 x 600 mm	10 mm	4000-0044-1	56.49	25.62	8	15.5	1.44	32	496	46.08
12 x 24 in / 30 x 60 cm LINEA PLANE GLOSSY RECTIFIED GLAZED CERAMIC TILE	300 x 600 mm	10 mm	4000-0043-1	56.49	25.62	8	15.5	1.44	32	496	46.08
12 x 24 in / 30 x 60 cm LINEA AMPLITUDE GLOSSY RECTIFIED GLAZED CERAMIC TILE	300 x 600 mm	10 mm	4000-0048-1	56.49	25.62	8	15.5	1.44	32	496	46.08
12 x 24 in / 30 x 60 cm LINEA MODULATION GLOSSY RECTIFIED GLAZED CERAMIC TILE	300 x 600 mm	10 mm	4000-0046-1	56.49	25.62	8	15.5	1.44	32	496	46.08
12 x 24 in / 30 x 60 cm LINEA OBLIQUE GLOSSY RECTIFIED GLAZED CERAMIC TILE	300 x 600 mm	10 mm	4000-0045-1	56.49	25.62	8	15.5	1.44	32	496	46.08
12 x 24 in / 30 x 60 cm LINEA PRIZMATIC GLOSSY RECTIFIED GLAZED CERAMIC TILE	300 x 600 mm	10 mm	4000-0047-1	56.49	25.62	8	15.5	1.44	32	496	46.08
TRIM											
12 in / 30 cm LINEA MATTE GLAZED CERAMIC QUARTER ROUND	9 x 300 mm	9 mm	4002-0034-1	6.66	3.02	60	N/A	N/A	45	2700 PCS	2700 PCS
12 in / 30 cm LINEA GLOSSY GLAZED CERAMIC QUARTER ROUND	9 x 300 mm	9 mm	4002-0033-1	6.66	3.02	60	N/A	N/A	45	2700 PCS	2700 PCS

Usage recommendation

Anatolia's recommendations for suitable applications.

*Usage Recommendations**

		GLOSSY GLAZED CERAMIC		MATTE GLAZED CERAMIC	
		WALL	FLOOR	WALL	FLOOR
INTERIOR	RESIDENTIAL	•		•	
	COMMERCIAL	•		•	
	HEAVY COMMERCIAL				
EXTERIOR	RESIDENTIAL / COMMERCIAL				

* These recommendations are not defined by ANSI/ISO standards.