

Series: Port Farina Glazed Porcelain

GLAZED PORCELAIN FLOOR

Stocked

PORT FARINA™
GLAZED PORCELAIN



WHITE MARBLE PF81



WHITE CALACATTA PF80



PF82 GRAY



Color Shown: Calacutta White

Sizes



12" x 24"



3" x 12" Bullnose

CS80P43C91P1 - White Calacatta

CS81P43C91P1 - White Marble

PS60P43C91P1 - Gray Matte

Series: Port Farina Glazed Porcelain

Stocked

PACKAGING

SERIES	NOMINAL SIZE	SF/CTN	PCS/CTN
PORT FARINA™	12 x 24	17.60	9

APPLICATIONS




	Target DCOF wet	Suitable
Dry & Level Interior Floor	N/A	●
Wet & Level Interior Floor	≥ 0.42	●
Shower Floors (Residential or Light Commercial)	≥ 0.42	
Exterior Floor Applications (including patios, pool decking & other wet areas with minimal footwear)	≥ 0.60	
Ramps & Inclines	≥ 0.65	
Walls/Backsplashes	N/A	●
Countertops	N/A	●
Pool Linings	N/A	

A DCOF value of ≥ 0.42 is the standard for tiles specified for level interior spaces expected to be walked upon when wet, as stated in ANSI A137.1-A326.3.

APPLICATION NOTES:

Suitable for exterior applications (provided it is noted as suitable in the applications chart above) in freezing and non-freezing climates, when proper installation methods are followed.

INSTALLATION

Grout Joint Recommendation	Shade Variation Selections
3/16" (Overlap should not exceed 33% when installing tile with a length 15" or greater in a staggered brick-joint pattern.)	 Medium (V2)
	 High (V3)
	 Random (V4)

V2 Port Farina

PERFORMANCE CHARACTERISTICS

	ASTM#	FLOOR RESULT
Water Absorption	C373	< 0.5%
Breaking Strength	C648	> 275 lbs.
Scratch Hardness	MOHS	8.0
Chemical Resistance	C650	Resistant

DURABILITY

Floor Surface Wear Resistance

1 Residential Bathrooms	③	All Residential / Light Commercial
2 All Residential Areas	④	All Residential / Commercial

Port Farina

NOTES

Since there are variations in all fired ceramic and natural products, tile and trim supplied for your particular installation may not match samples. Final confirmation should be made from actual tiles and trim prior to installation. Manufactured in accordance with ANSI A137.1 standards.

Not for use on ramps. Water, oil, grease, improper drainage and certain footwear can create slippery conditions. Floor applications expected to be exposed to these conditions require extra caution in product selection.

Special consideration needs to be given when installing tiles greater than 15 inches. Use of a latex modified thin-set is recommended for installation.