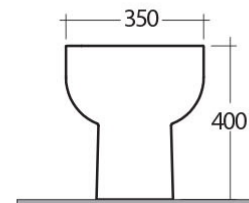
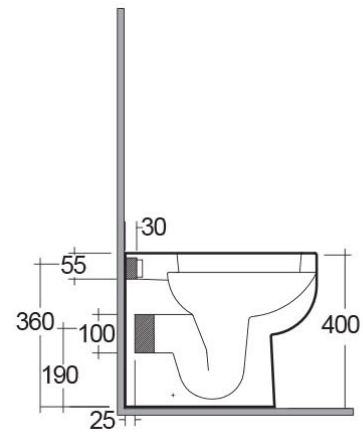
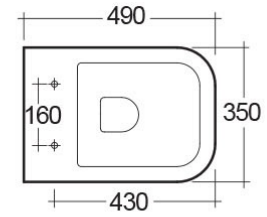


# RAK-SERIES 600

## Back to Wall | Water Closet

**RAK**  
CERAMICS



### Technical specifications

Dimensions: 490 x 350 mm

Weight: 24 Kg

Color: Alpine White

Trap type: P Trap

Trapway type: Concealed

Seat cover options: Urea

Bowl shape: Rounded Rectangle

Soft close: yes

Dual flush: yes

Suites: [RAK-SERIES 600](#)

Code	Name
------	------

SE16AWHA	SERIES 600 WATER CLOSET BACK TO WALL P-TRAP 50CM
----------	--------------------------------------------------

Dimensions: All dimensions in mm tolerance  $\pm 5\%$  for below 200mm and  $\pm 3\%$  for above 200mm.

Note: Due to a continuing development programme to improve design and performance, the manufacturer reserves all rights to vary specifications without prior information.

Please note accessories are for photographic use only.