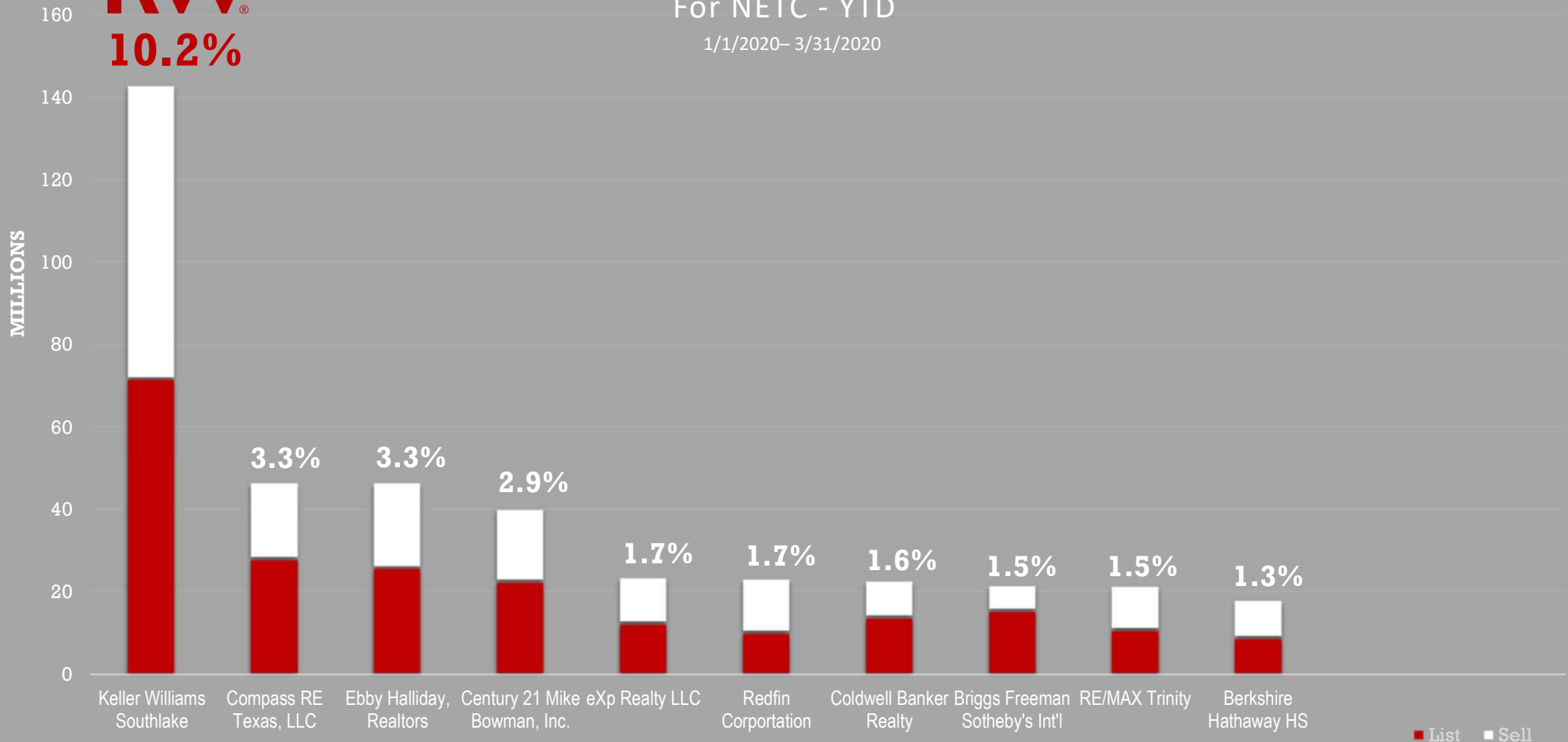


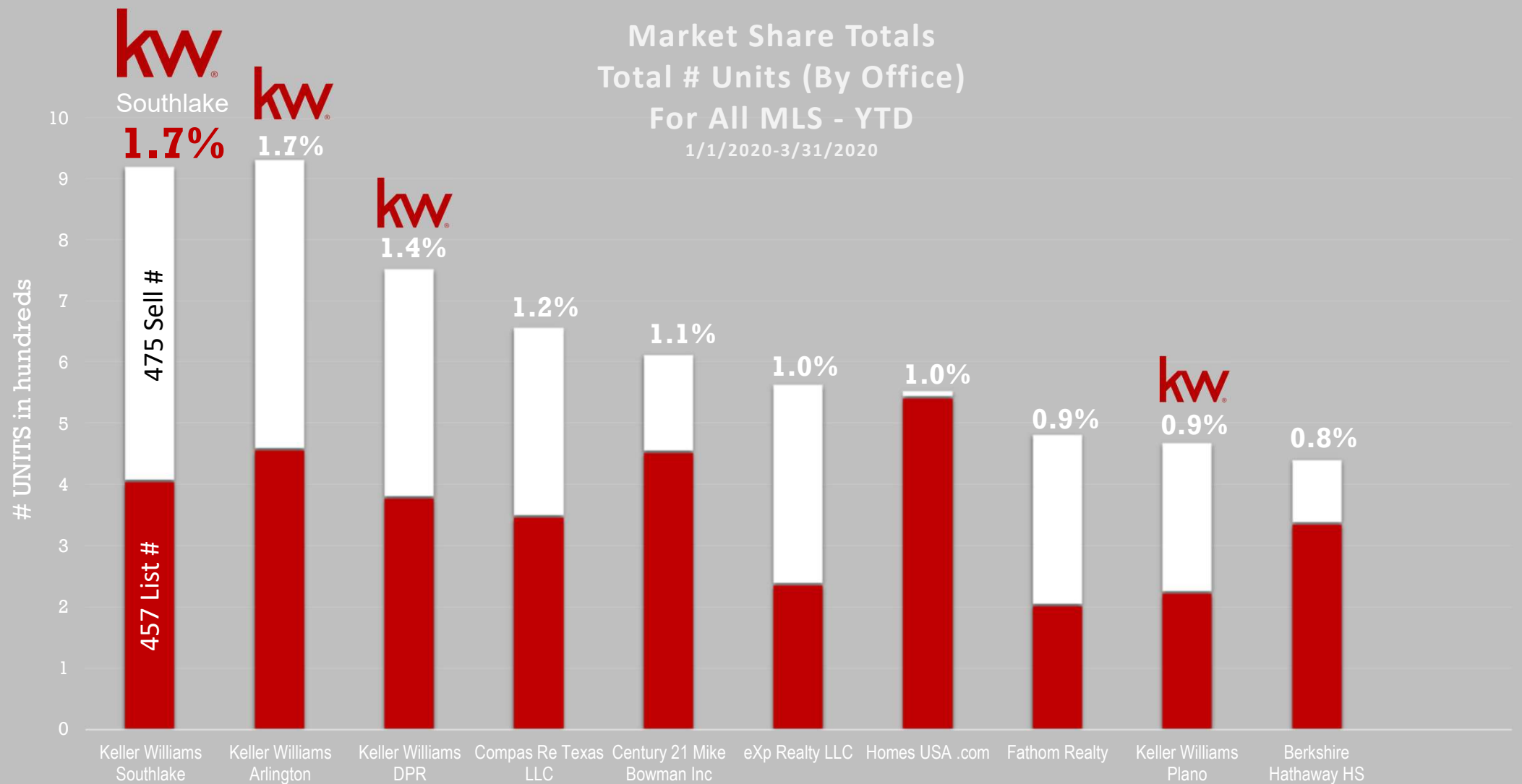


# Market Share Totals Total \$ Volume (By Office) For NETC - YTD 1/1/2020 - 3/31/2020



■ List ■ Sell  
SOURCE: BrokerMetrics®

## Market Share Totals Total # Units (By Office) For All MLS - YTD 1/1/2020-3/31/2020



SOURCE: BrokerMetrics®

■ List \$ ■ Sell \$

**kw**  
Southlake  
**9.7%**

NETC Top 10 Market Share  
YTD March 2020  
Total # Units

1/1/2020 - 3/31/2020

# UNITS in hundreds

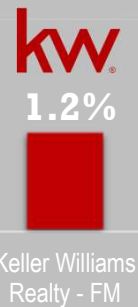
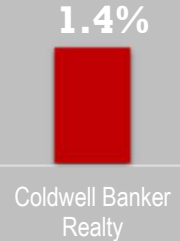
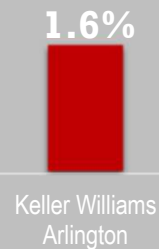
4

3

2

1

0



Keller Williams Southlake

Century 21 Mike Bowman

Ebby Halliday REALTORS

eXp Realty LLC

Compass RE Texas, LLC

Redfin Corporation

Keller Williams Arlington

Coldwell Banker Realty

JP and Associate Southlake

Keller Williams Realty - FM

SOURCE:  
BrokerMetrics®

■ Units



	<b>JAN – MAR 2020</b>	<b>KWRI RANKING</b>
WRITTEN UNITS	1,128	11
WRITTEN VOLUME	\$389,370,393	6
CLOSED UNITS	1,011	6
CLOSED VOLUME	\$345,189,449	4
AGENT GCI	\$9,257,878	4

